

BEHOLDING BECOMING²¹

And we all, with unveiled face, beholding the glory of the Lord, are being transformed into the same image from one degree of glory to another. For this comes from the Lord who is the Spirit.

2 CORINTHIANS 3:18

We exist to exalt Christ in the City through joyful satisfaction in Him.

We value Gospel Centrality and Word & Spirit.

We are a diverse spiritual family of commissioned disciples, passionate worshipers, and heartfelt lovers of God and one another.



Bridgeway,

Where did the last 14 years go? It seems like only yesterday that I arrived at Bridgeway and was embraced by this incredibly loving, faithful, Christ-exalting community of believers. Ann and I are beyond grateful for all that you have meant to us these many years, and what I trust we will all mean to each other in the years to come. After all, we're not going anywhere!

As I think of the journey we've been on at Bridgeway these 14 years, my mind is drawn to a statement by the Apostle John in his second epistle. He refers to some who, in the name of so-called progress, have gone ahead and do "not abide in the teaching of Christ" (2 John 9). I thank God daily for a body of believers who have remained steadfast and devoted to the exaltation of Christ in the City.

My heart also overflows with joy when I see the spiritual family at Bridgeway loving one another, giving generously and sacrificially to the work of ministry here, faithfully reading their Bible each day, worshiping with both passion and biblical integrity, serving one another through the many spiritual gifts that God has bestowed, praying fervently and with expectations that are commensurate with the unfathomable greatness of the God to whom we bring our petitions, and sharing the gospel with the unsaved.

If there is one thing that encourages me more than anything else, and sustains my heart with confidence in what God will do in the days ahead, it is the gracious provision of God in bringing Michael and Alicia Rowntree and their family to Bridgeway. I could not step aside from my ministry here with any hope for the future were it not for the Elders whom God has raised up to lead this congregation and the presence of Michael and what I know God will accomplish through him in the years to come.

So, thank you, Bridgeway! We love you and look to the future with heightened anticipation for even greater displays of the power of God in our midst.

In Him,
Sam



The data contained in this booklet is a presentation of the life of Bridgeway Church over the past year. These numbers tell a story of the faithfulness of God to his people and provide insight, transparency and accountability to our mission. Rejoice with us in all the Lord has done, and pray with us for what He will do.

2022 Governing Elders

Sam Storms LEAD PASTOR OF PREACHING & VISION
Michael Rowntree ASSOCIATE LEAD PASTOR OF PREACHING & VISION
Ryan Smith EXECUTIVE PASTOR
Dave Morris CHAIRMAN
Andy Edwards PASTOR OF MISSIONS
Chris Jurrens
Dylan Springer
Eric Mixon
Ian Steedman
Jesse Owen
Paul Wright
Ryan Sorrels VICE-CHAIRMAN

2022 Deacons

Heather Burke DEACON OF HOSPITALITY
Keith & Jennifer Blount DEACONS OF PREMARITAL MENTORING
Josh & Selina Pendleton DEACONS OF WIDOWS
Kendra Argo DEACON OF INNER HEALING & DELIVERANCE
Kerri White DEACON ADMINISTRATOR
Stacy Webb DEACON OF GLOBAL ADVOCACY
Steve Logan DEACON OF HOSPITALITY
Tammy Hillhouse DEACON OF CARE

2022 NonGoverning Elders

Andy Dowdell PASTOR OF ADMINISTRATION
Eddy Helker PASTOR OF CARE
Bob Armstrong
David Lightfoot
Dean Ross
Matt Palmer
Rick Kleehammer
Tom Ball

Members & Elders Covenants

SCAN CODE TO VIEW THE MEMBER'S & ELDER'S COVENANTS



Sunday Gatherings

 **600** Average Weekly In-person Attendance for Both Services
918 HIGHEST (EASTER) **486** LOWEST (AUG 1)

 **172** Households Visited Connect Counter as First time Guests

 **21** Baptisms
11 KIDS **10** ADULTS

 **139** People on Prayer Ministry Team
20 AVERAGE # SERVING EACH WEEK
8 Average # of Intercessors Every Sunday
20 Average # of People at Weekly Prayer

61 People Serve in Bridgeway Music Band or Production Team
2 WORSHIP INTERNS

 **168** Services Bridgeway Music has Served in
51 SUNDAYS **43** STUDENTS **23** SPECIAL SERVICES

1 Bridgeway Music Single Released

Digital

 **69** Average Households on Livestream Each Week
142 HIGHEST (JAN 10) **31** LOWEST (JUNE 20)

 **1,020** Total YouTube Subscribers
402 NEW SUBSCRIBERS IN 2021
8,789 HOURS OF SERMONS & STORIES WATCHED
1,100 AVERAGE UNIQUE VIEWERS MONTHLY

 **23,305** People Reached via Facebook

 **2,298** People Reached via Instagram


 **146,613** Unique Pageviews on Website
9,774 RETURNING VISITORS TO OUR WEBSITE IN 2021
38,061 NEW VISITORS TO OUR WEBSITE IN 2021

Missions & Discipleship

DISCIPLESHIP & CARE


 **427** People in Community Groups
32 COMMUNITY GROUPS **64** C-GROUP LEADERS
6 COACHES

 **712** Total Covenant Members
51 NEW COVENANT MEMBERS IN 2021

 **716** People at Bridgeway Used the Bible Reading Plan
70% OF THOSE STAYED CONNECTED THROUGHOUT THE YEAR

 **42** People Receive Biblical Guidance Monthly
12 BIBLICAL GUIDES
3 LICENSED COUNSELORS

 **46** Completed Inner Healing & Deliverance in 2021
46 TRAINED FACILITATORS SERVED

 **10** Dedicated Intercessors Partnered
10 CHRONICALLY ILL CHURCH MEMBERS

 **8** Couples Completed Pre-marital Mentoring

MISSIONS

15 Local Partners:
Bethel Foundation
CRISP
Grace Home
Hope is Alive
Hope Pregnancy Center
Kairos Prison Ministry
Malchus Skateboard Ministries
Shiloh Camp
Skyline Mobile Pantry
St. Paul's Community School
The Spero Project
Whiz Kids Oklahoma
Young Life Greater OKC
Willow Pregnancy Support
First Stone Ministries

4 Church Plants Supported

20 Global Workers Supported
4 ADVOCACY TEAMS SUPPORTING GLOBAL WORKERS
+1 ADDED A DEACON OF GLOBAL ADVOCACY

23 People Went on a Mission Trip to NYC

59 People Trained at Gospel Conversation Trainings
7 PARTICIPANTS LEAD A FOLLOWING TRAINING

9 Goers Completed Goer Group in 2021
3 MORE ARE IN PROGRESS
21 TOTAL GOERS TRAINED SINCE 2019
13 WILL DEPLOY IN THE NEXT 12-24 MONTHS

13 Discovery Bible Studies Started with Seekers and/or New Believers
7 NEW BELIEVERS CAME TO FAITH AND WERE BAPTIZED

1000+

Spiritual Conversations in OKC Through Trainings Led by Mobilization Team
2 MEMBERS WERE SENT TO TAKE NEXT STEPS TOWARD THE MIDDLE EAST
2 ADDED 2 NEW MEMBERS TO THE MOBILIZATION TEAM

FAMILY

 **13** Child Dedications

 **75** Couples Participated in 12-month Marriage Initiative


 **21** Salvations in Bridgeway Kids

 **149** Average Eekly Attendance in Bridgeway Kids & Wonderfully Made
485 TOTAL KIDS ATTENDED A CLASS IN 2021

 **61** Volunteers Served Regularly in Bridgeway Kids in 2021
19 AVERAGE # OF VOLUNTEERS SERVING EACH WEEK

 **124** Kids Attended Worship & Arts Festival
28 YOUTH VOLUNTEERS SERVED

 **79** Kids Attended Camp 228
14 14 ADULT COUNSELORS SERVED

 **55** Average Weekly Attendance for Student Ministries
151 TOTAL STUDENTS ATTENDED
7 TOTAL ADULT LEADERS

 **60** Students & Leaders Attended Summer Camp

 **55** Students Attended ReThink

2021 FINANCIAL STATEMENT

OPERATING BUDGET - \$2.3M

\$2.3M General Fund Operating Budget
12% Allocated to Missions

FUNDS RECEIVED - \$2.65M

\$2.5M General Fund Giving
\$124K Missions Fund
\$17K Other Funds

ACTUAL EXPENSES - \$2.57M

\$2.2M Operating Expenses
\$116K Allocated to Missions + Missions Fund
\$190K Special Project
\$379K Total Missions Support Given

DEFINITION OF TERMS

Operating Budget - This is what we plan to spend in the upcoming year. Governing Elders approve and set the annual budget based on giving history and spending trends.

General Fund - This is the main fund that receives all tithes & offerings and is used for general operating expenses including payroll, facilities, ministry expenses, and missions. The elders have committed to designating 12% of our annual budget to missions each year.

Missions Fund - This fund is designated for receiving additional offerings given specifically for missions purposes. This fund, combined with 12% of the general fund makes up the total amount given to missions.

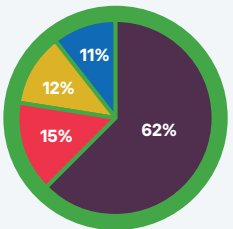
Other Funds - Includes money received and used specifically for Benevolence, Bookstore, Bridgeway Music, and Convergence Conference.

Financial Oversight - The Executive Pastor assists Ministry Leaders in developing the ministry budgets. Governing elders review monthly giving/expense reports and approve any significant non-budgeted expense.

FINANCIAL HIGHLIGHTS

- 2021 was the highest annual giving in the history of Bridgeway, December was the highest month ever.
- 2021 total giving received was \$210K more than budgeted and total expenses were \$63K under budget.
- 2021 Special Project (auditorium remodel) was paid entirely from the General Fund without incurring debt.
- Nearly 15 cents of every dollar spent in 2021 went towards missions.
- In 2022, the funds budgeted for missions are allocated as 51% global, 27% local, 22% outreach.
- 39% of budgeted missions support goes to unreached peoples.
- Payroll is the largest portion of the budget. Bridgeway pays 45 Employees: 10 full-time pastors & directors, 3 part-time pastors, 3 full-time administrative, and 29 part-time staff.

2022 APPROVED OPERATING BUDGET



PAYROLL (WAGES, BENEFITS & TAXES) — **\$1,492,000**
FACILITIES & GENERAL — **\$247,000**
MISSIONS — **\$288,000**
MINISTRY — **\$360,000**

TOTAL \$2,400,000