



ACTIVITY BOOK

YEAR 1

Text: Copyright © 2015. Generations of Grace. All Rights Reserved.
Illustrations: Copyright © 2015. Chad Frye. All Rights Reserved. (www.chadfrye.com)

Generations of Grace
13248 Roscoe Blvd.
Sun Valley, CA 91352

www.generationsofgrace.com

Scripture quotations are from The ESV® Bible
(The Holy Bible, English Standard Version®)
Copyright © 2001 by Crossway.
Used by permission. All rights reserved.

ISBN 978-1-4951-6204-6

WELCOME TO *Generations of Grace*



This curriculum has been designed to deepen your own study of God's word so that you might be able to properly understand and accurately teach each lesson. It's our prayer that this curriculum would be a blessing to your ministry and home as God uses it to edify your teachers, evangelize your children, and encourage your families.



Review the Lesson

The *Activity Book* provides age-appropriate activities corresponding to the lesson. Each activity includes key truths from the lesson.

- **Ages 3-5 Activity** – Creative activities, such as dot-to-dot, tracing, comparisons, mazes and other activities, to introduce, illustrate, and apply the lesson.
- **Ages 6+ Activities** – Provides appropriate activities, such as crossword puzzles, word searches, decoding, and more, to introduce, illustrate, and apply the lesson.
- **See What You Know** – Reviews what the child learned from the lesson.

Additional Resources

Use these additional resources to help support your lessons and to knit together the church and the home, ensuring that what is taught on Sunday matches what is learned throughout the week.

- **Teacher Book**
- **Coloring Book**
- **Craft Book**
- **Student Journal**
- **Family Devotional**

CONTENTS

GENESIS

- 6** **LESSON 1:** *God creates the heavens and the earth* • Genesis 1:1–2:3
- 10** **LESSON 2:** *God creates man and woman* • Genesis 1:26–31; 2:7–24
- 14** **LESSON 3:** *Man rebels against God* • Genesis 2:15–17; 3:1–24
- 18** **LESSON 4:** *Cain rebels against God* • Genesis 4:1–15
- 22** **LESSON 5:** *God floods the earth* • Genesis 6:5–7:24
- 26** **LESSON 6:** *God preserves Noah* • Genesis 8:1–9:17
- 30** **LESSON 7:** *God judges the nations at Babel* • Genesis 11:1–9
- 34** **LESSON 8:** *God makes a promise to Abram* • Genesis 11:27–12:9
- 38** **LESSON 9:** *Abraham and Sarah doubt God* • Genesis 16:1–6; 17:15–21; 18:1–15
- 42** **LESSON 10:** *God judges Sodom and Gomorrah* • Genesis 18:16–19:29
- 46** **LESSON 11:** *God sends baby Isaac* • Genesis 21:1–14
- 50** **LESSON 12:** *God tests Abraham* • Genesis 22:1–19
- 54** **LESSON 13:** *God chooses Jacob over Esau* • Genesis 25:21–34; 27:1–28:5
- 58** **LESSON 14:** *Jacob wrestles with God* • Genesis 32:1–33:20
- 62** **LESSON 15:** *God preserves Joseph* • Genesis 37:1–36
- 66** **LESSON 16:** *God delivers Joseph* • Genesis 39:1–50:26

EXODUS

- 70** **LESSON 17:** *God prepares Israel for deliverance* • Exodus 1:1–2:25
- 74** **LESSON 18:** *God raises Moses to lead Israel* • Exodus 3:1–4:31
- 78** **LESSON 19:** *God sends plagues on Egypt* • Exodus 7:1–10:29
- 82** **LESSON 20:** *God ordains the Passover* • Exodus 11:1–13:22
- 86** **LESSON 21:** *God parts the Red Sea* • Exodus 14:1–15:21
- 90** **LESSON 22:** *God preserves Israel* • Exodus 15:22–17:7
- 94** **LESSON 23:** *God prepares Israel for the covenant* • Exodus 19:1–25
- 98** **LESSON 24:** *God gives the Ten Commandments* • Exodus 20:1–21
- 102** **LESSON 25:** *God ordains the tabernacle* • Exodus 25:1–27:19; 30:1–10
- 106** **LESSON 26:** *God punishes Israel's idolatry* • Exodus 32:1–35
- 110** **LESSON 27:** *God's presence fills the tabernacle* • Exodus 33:1–34:35; 40:1–38

LEVITICUS

- 114** LESSON 28: *God ordains the sacrificial system* • Leviticus 1:1–7:38
- 118** LESSON 29: *God establishes the priesthood* • Leviticus 8:1–10:7
- 122** LESSON 30: *God ordains the Day of Atonement* • Leviticus 16:1–34
- 126** LESSON 31: *God requires holy living* • Leviticus 19:1–37

CHRISTMAS – A SAVIOR IS BORN

- 150** LESSON 1: *God promises to send the Messiah, Part 1* • Genesis 3:15; 12:1–3; 49:10
- 154** LESSON 2: *God promises to send the Messiah, Part 2* • Isaiah 7:14; Micah 5:2
- 158** LESSON 3: *God sends John the Baptist* • Luke 1:5–25, 57–67, 76–79
- 162** LESSON 4: *God announces the Messiah's birth* • Matthew 1:18–25; Luke 1:26–38
- 166** LESSON 5: *The Wise Men worship Jesus* • Matthew 2:1–18

NUMBERS

- 130** LESSON 32: *Israel rejects God's provisions* • Numbers 11:1–12:16
- 134** LESSON 33: *Israel rejects God's plan* • Numbers 13:1–14:45
- 138** LESSON 34: *Israel rejects God's prophet and priest* • Numbers 16:1–17:11
- 142** LESSON 35: *God offers Israel healing from sin* • Numbers 20:2–13; 21:4–9
- 146** LESSON 36: *God blesses Israel through Balaam* • Numbers 22:1–24:25

EASTER – THE RISEN SAVIOR

- 170** LESSON 1: *Jesus enters Jerusalem as King* • Matthew 21:1–23:39
- 174** LESSON 2: *Judas betrays Jesus* • Matthew 26:1–16, 47–56; 27:3–10
- 178** LESSON 3: *Jesus endures the cross* • Matthew 26:57–27:2, 11–66
- 182** LESSON 4: *Jesus rises from the dead* • Matthew 28:1–20





LESSON 28

God ordains the sacrificial system • Leviticus 1:1-7:38

How Many Sacrifices?

Answer the questions by tracing the numbers next to the questions.

How many different kinds of sacrifices did the priests have to make?



5

How often did the priests have to make sacrifices?

ALL THE TIME



How many sacrifices did Jesus make?



1

How often did Jesus have to make this sacrifice?

JUST ONCE



Animal sacrifices did not have power to save in themselves, but they looked forward to Jesus Christ, whose sacrifice atoned for the sins even of Old Testament believers (Rom 3:25). He has fulfilled every sacrifice for those who repent and trust in Him (Matt 5:17).



God ordains the sacrificial system • Leviticus 1:1 – 7:38

Matching the Meaning and Fulfillment

In the first part, match each sacrifice to the meaning of each sacrifice. In the second part, match each sacrifice to Jesus' fulfillment of each sacrifice.

-
- | | |
|----------------------------|--|
| 1. The Burnt Offering | i. This offering was to make atonement so that unintentional sins could be forgiven. |
| 2. The Grain Offering | ii. This offering was for sins requiring restitution, paying a person back for the harm done to them. |
| 3. The Fellowship Offering | iii. This offering was not for atonement; instead, it was a gift to honor God, showing dependence on God's goodness by giving back to Him. |
| 4. The Sin Offering | iv. This was offered to show that a person was completely set apart for God. |
| 5. The Guilt Offering | v. This offering celebrated a peaceful and joyful relationship with God. |

-
- | | |
|----------------------------|--|
| 1. The Burnt Offering | i. Jesus paid man's debt to God, a debt we could never pay (Isa 53:10; Matt 16:26). |
| 2. The Grain Offering | ii. Jesus was a fragrant offering to God (Eph 5:2), the sinless substitute who died to replace sinfulness with righteousness (2 Cor 5:21). |
| 3. The Fellowship Offering | iii. Jesus' blood was shed to forgive sins (Matt 26:28). |
| 4. The Sin Offering | iv. Jesus is the bread of life (John 6:32–35), and His body is like bread broken as an offering to God (Matt 26:26). |
| 5. The Guilt Offering | v. Jesus made peace between God and man (Col 1:20). He died to bring sinners back to God (1 Pet 3:18). |

All the sacrifices point to Christ and have value only on the basis of what Christ's sacrifice accomplished. Jesus' sacrificial death saves those who come to Him in repentance and faith.




LESSON 28

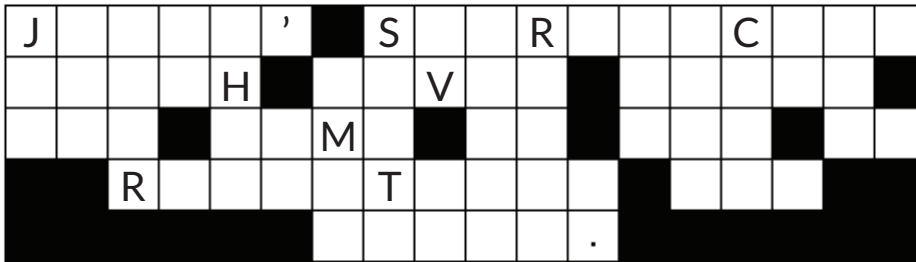
God ordains the sacrificial system • Leviticus 1:1–7:38

Fallen Puzzle


Your goal is to reconstruct the phrase from the jumble of letters under the grid. The letters appearing in each column of the completed phrase are scrambled directly under that column



O A N I
O R U D N N C U
S E Q M I R S S S A
F A O L I I E S E L



T
T H A
H O T S S A A C O T H N S I
W E S E C E F A A E S E H I M D E L
D E A U P O N E I N C I F I O I A N



Define the word *sacrifice*. _____

How did Jesus function as a sacrifice for His people (Rom 3:25; 1 Pet 1:17–21)? _____



God ordains the sacrificial system • Leviticus 1:1 – 7:38

See What You Know!

NAME _____

God's holiness requires a sacrifice for sinful man.

1. How many sacrifices did God instruct Israel to make in Leviticus 1-7?

1 3 5 7

2. Circle the animals that could be used as a sacrifice.

bull goat horse
fish sheep turtledove

3. True or False: Every animal used for a sacrifice had to be without defect.

4. Which sacrifices were required to make atonement?

The Burnt Offering The Grain Offering
The Fellowship Offering The Sin Offering
The Guilt Offering

5. Which sacrifices were freely offered to please God, remember God or celebrate fellowship with God?

The Burnt Offering The Grain Offering
The Fellowship Offering The Sin Offering
The Guilt Offering

6. Define the word **atonement**. _____

7. Why do you need someone to make atonement for you? _____



LESSON 29

God establishes the priesthood • Leviticus 8:1-10:7

Strange Fire

Nadab and Abihu went outside of what God told them to do. Trace the names of Nadab and Abihu and what they offered by staying inside each letter.

N A D A B

A B I H U

STRANGE

FIRE

Nadab and Abihu did not serve as God commanded, so God destroyed them. He showed that those who worship must treat Him as holy. We must worship Him in fear and holiness, because God is holy and a consuming fire.



God establishes the priesthood • Leviticus 8:1–10:7

Key Verses

Unscramble the words in each box and put them in the correct places in the key verse below it.

saecf	raalt	tten
hodtesu	lyrog	csemodun

“And Moses and Aaron went into the _____ of meeting, and when they came out they blessed the people, and the _____ of the LORD appeared to all the people. And fire came out from before the LORD and _____ the burnt offering and the pieces of fat on the _____, and when all the people saw it, they _____ and fell on their _____” (Lev 9:23–24).



rodfe	eidd	sennice
rfe	cundmeos	ecsrne

“Now Nadab and Abihu, the sons of Aaron, each took his _____ and put fire in it and laid _____ on it and _____ unauthorized fire before the LORD, which he had not commanded them. And _____ came out from before the LORD and _____ them, and they _____ before the LORD” (Lev 10:1–2).



He demonstrated that those who worship must treat Him as holy. We can now come to God through faith in Jesus, so that we can serve as priests for God. But we must do so in fear and holiness, because God is holy and a consuming fire.



LESSON 29

God establishes the priesthood • Leviticus 8:1-10:7

Hidden Message

Find the words in the list below. The words may appear horizontally, vertically, diagonally, or backwards. Starting in the upper left, the one-sentence hidden message will be revealed in the letters that were not selected as you read left to right. Write the message in the blanks at the bottom of the page.

G S G O D S H O L E W I N E E
 S S T N I S A B L S O E S S R
 I N G R I T O T H N R O B S I
 P E W H A R O T R E S E U A F
 T U G O D N E A S C H H R O R
 L Y R B U E G F T N I I N O T
 D E S E T L E E F I P R T O Y
 S T H O S C C E W O H A O D O
 N O T G O A I D I S I A D E V
 O U R I N N F N G D A B I H U
 F I R A H R I E E P R I E S T
 H E D B O E R M H C L I M E N
 L A G T L B C H O L I N E S S
 B N R B Y A A Y H M L V A N D
 N O R A A T S O K N T Y O J N

AARON
 ABIHU
 BURN
 FIRE

HOLINESS
 HOLY
 INCENSE
 MEDIATOR

NADAB
 OFFERING
 PRIEST
 PURE

SACRIFICE
 STRANGE
 TABERNACLE
 WORSHIP

Hidden Message:

_____ , _____

_____ , _____

_____ . _____

_____ (_____ 12:29).



God establishes the priesthood • Leviticus 8:1–10:7

See What You Know!

NAME _____

God must be treated as holy.

1. Whom did God choose to be priests in Leviticus 8:1–2?

Moses and his sons

Aaron and his sons

All the Levites

2. In Leviticus 9:24, God sent _____ to consume the burnt offering. This showed that He accepted the offering.



hail



fire



cloud



rain

3. What were the names of Aaron's sons mentioned in Leviticus 10:1?

Eleazar

Nadab

Ithamar

Abihu

4. What did Nadab and Abihu offer before the LORD? _____.

5. The LORD killed Nadab and Abihu because they did not treat the LORD as _____.

precious

merciful

holy

strong

6. Define the word *holy*. _____

7. Define the word *mediator*. _____

8. How does Jesus function as the perfect and holy High Priest forever? _____

9. For whom does Jesus intercede for? _____












LESSON 30

God ordains the Day of Atonement • *Leviticus 16:1-34*

Which Is Smaller?

Circle the picture that is smaller than the first one on the left.



God gave the Day of Atonement to provide forgiveness and cleansing from sin. Jesus fulfills the Day of Atonement. He is the final sin offering whose death pays for sin. He is the great and sinless High Priest, who acts as mediator so that all who believe may approach God's throne with confidence.



God ordains the Day of Atonement • Leviticus 16:1–34

Looking Forward to Jesus

Find the words in the puzzle that relate to Christ's death on the cross.

	A C A L M	
	M O I E M	
	A N H S U	
	M Q I L T	
	S U S E J	
S A C R I F I C E D G L O R I F I E D		
F I N I S H E D R E D E M P T I O N E		
M U E I N N O C E N T L S I N L E S S		
S U B S T I T U T E A B S L A M B I R		
	K A B E T	
	I C K G N	
	L O V E E	
	L M Z N M	
	Q P O T L	
	L A N L L	
	W S V E I	
	W S M L F	
	K I L O L	
	D O N A U	
	I N V G F	

Sacrifice
 Finished
 Redemption
 Substitute
 Calm
 Fulfillment
 Kill
 Lamb
 Glorified
 Jesus
 Compassion
 Sinless
 Conquer
 Innocent
 Gentle

Define the word *sacrifice*. _____

How did Jesus fulfill the Day of Atonement? _____



LESSON 30

God ordains the Day of Atonement • Leviticus 16:1-34

Double Puzzle

Unscramble each of the clue words. Then copy the letters in the numbered cells to other cells with the same number at the bottom.

MARDOITE

Grid for MARDOITE with numbers 9, 26, 35, 36

GINTAFS

Grid for GINTAFS with numbers 34, 32, 14, 5, 16

OAMNTEENT

Grid for OAMNTEENT with numbers 1, 22

GIHH SERPTI

Grid for GIHH SERPTI with numbers 8, 27, 25, 28, 31, 6

NOSCFSE

Grid for NOSCFSE with numbers 20, 12, 18, 24

DIILSWSENRE

Grid for DIILSWSENRE with numbers 37, 41, 17, 29, 4

TUSISTUEBT

Grid for TUSISTUEBT with numbers 23, 3, 33, 39

RACFIESIC

Grid for RACFIESIC with numbers 38, 15, 11, 30

GISLENNAC ROFM NIS

Grid for GISLENNAC ROFM NIS with numbers 10, 40

SILREA

Grid for SILREA with numbers 19, 2, 42, 21

LBNEAREACT

Grid for LBNEAREACT with number 7

RALTA

Grid for RALTA with number 13

Numbered grid for copying letters from the puzzle

Define the word mediator. _____

How does Jesus function as a high priest (Heb 9:11-28)? _____

Blank lines for writing answers



God ordains the Day of Atonement • Leviticus 16:1–34

See What You Know!

NAME _____

Forgiveness and cleansing from sin come through the death of a substitute.

1. The high priest was allowed to enter the _____ only once a year.

tabernacle Holy of Holies Tent of Meeting

2. Circle the correct answers. The high priest had to make atonement for

himself his family the land
the mountain the people the holy things

3. What did the high priest have to offer for His own sin?



Bull



Ram



Goat

4. Match what the high priest had to offer on the Day of Atonement to its purpose:

- | | |
|---------|---|
| a. Bull | as a sin offering for the people |
| b. Ram | as a sin offering for himself and his house |
| c. Goat | as a burnt offering |

5. Why was one goat set free? _____

6. Define the word **atonement**. _____

7. Why do you need someone to make atonement for you? _____

8. How can you be cleansed from sin (cf. 1 John 1:9)? _____



LESSON 31

God requires holy living • Leviticus 19:1-37

Being Holy

God delivered His people by fighting for His people with great power. Trace the letters to see how God's people are to respond to His holiness.

You should be holy because God is holy. But first you must:

BELIEVE

God saves as a gift of His grace but those who are saved are to go on to do good.

Be holy by obeying your parents.

OBEYING

Holiness starts at home.

Be holy by not stealing, lying, cheating, or hurting others.

NOT LYING

True love for God will manifest itself in a love for others.

Be holy by loving those around you as yourself.

LOVING

Holiness comes from the heart.

The reason for being holy is because God is holy. His people are to reflect His character. There are many particular laws in Leviticus, but they are summed up by loving God, loving others, and being distinct from the world.



God requires holy living • Leviticus 19:1-37

Holy Living

Unscramble the letters of each word to see how God expects His people to live holy lives.

1. _____ (NOROH) your parents (Lev 19:3).
2. Give to the _____ (OPRO) (Lev 19:9-10).
3. Do not _____ (OCMK) the disabled (Lev 19:14).
4. _____ (LEOV) your neighbor as yourself (Lev 19:18).
5. Do not spread _____ (RRMUSO) (Lev 19:16).
6. Be _____ (NKDI) to strangers (Lev 19:33-34).
7. Honor those who are _____ (ROLDE) (Lev 19:32).
8. _____ (RIPHOWS) God the way He desires to be worshiped (Lev 19:29-31).
9. Being _____ (FARI) to others (Lev 19:35).
10. _____ (TEFCREL) God's character (Lev 19:1-2).



Define the word *love*. _____

What should true love for God look like in the lives of believers? _____



LESSON 31

God requires holy living • Leviticus 19:1-37

Cryptogram

Each number stands for a letter. Determine which number stands for each letter and discover the secret message.

A	B	C	D	E	F	G	H	I	J	K	L	M	N	O	P	Q	R	S	T	U	V	W	X	Y	Z
				2							9		26				13	12	8						

T E R E S N R E N
8 5 2 13 2 21 12 20 26 24 20 13 15 2 17 26 6

L S E S E
5 20 9 10 17 12 15 2 1 21 11 12 2 6 20 16

S L S E L E
17 12 5 20 9 10 5 17 12 23 2 20 23 9 2

R E T R E L E T
21 13 2 8 20 13 2 24 9 2 1 8

S R T E R
5 17 12 1 5 21 13 21 1 8 2 13

A	B	C	D	E	F	G	H	I	J	K	L	M	N	O	P	Q	R	S	T	U	V	W	X	Y	Z
			5								24		17			15	13	4							

S E S L L
3 8 11 13 9 16 5 13 9 24 24 20 6 8

E L E E N E S S
21 5 24 12 5 16 5 12 17 2 5 13 25 13

R S T S T T T E L L
7 6 15 12 13 4 13 8 4 6 9 4 4 6 5 1 20 12 24 24

S L S L R
11 12 13 26 24 9 1 6 12 13 3 24 8 15 1

L N L L E S
21 1 24 12 16 12 17 3 6 8 24 1 24 12 16 5 13

Define the word **holy**. _____

List four practical ways God calls His people to be holy:

- 1) _____
- 2) _____
- 3) _____
- 4) _____



God requires holy living • Leviticus 19:1–37

See What You Know!

NAME _____

God requires holy living.

1. Fill in the blanks from Leviticus 19:2 using the following words:

Speak, LORD, holy, Israel

“_____ to all the congregation of the people of _____ and say to them, You shall be _____, for I the _____ your God am holy.

2. God commanded the Israelites to _____ their neighbors.

hate despise hit love

3. God commanded the Israelites to _____ the elderly.

fear hate honor profane

4. How does God call His people to be holy? (Circle all that apply)

By treating the LORD as holy

By loving their neighbor as themselves

By being different from the world

By respecting the weak and being fair

5. Fill in the blanks from Leviticus 19:37 using the following words:

observe, do, LORD, rules, statues

“And you shall _____ all my _____ and all my _____, and _____ them: I am the _____ .

6. How can you summarize all of God’s holy requirements (Mic 6:8; Matt 22:37–40)? _____

7. Can you fulfill the holiness God requires? Why or why not? _____

8. Who is the only one who has ever fulfilled the holiness God requires? _____
