



TEACHER BOOK

YEAR 1 • BOOK 3

Copyright © 2015. Generations of Grace. All Rights Reserved.
Illustrations: Copyright © 2015. Chad Frye. All Rights Reserved. (www.chadfrye.com)

Generations of Grace
13248 Roscoe Blvd.
Sun Valley, CA 91352

www.generationsofgrace.com

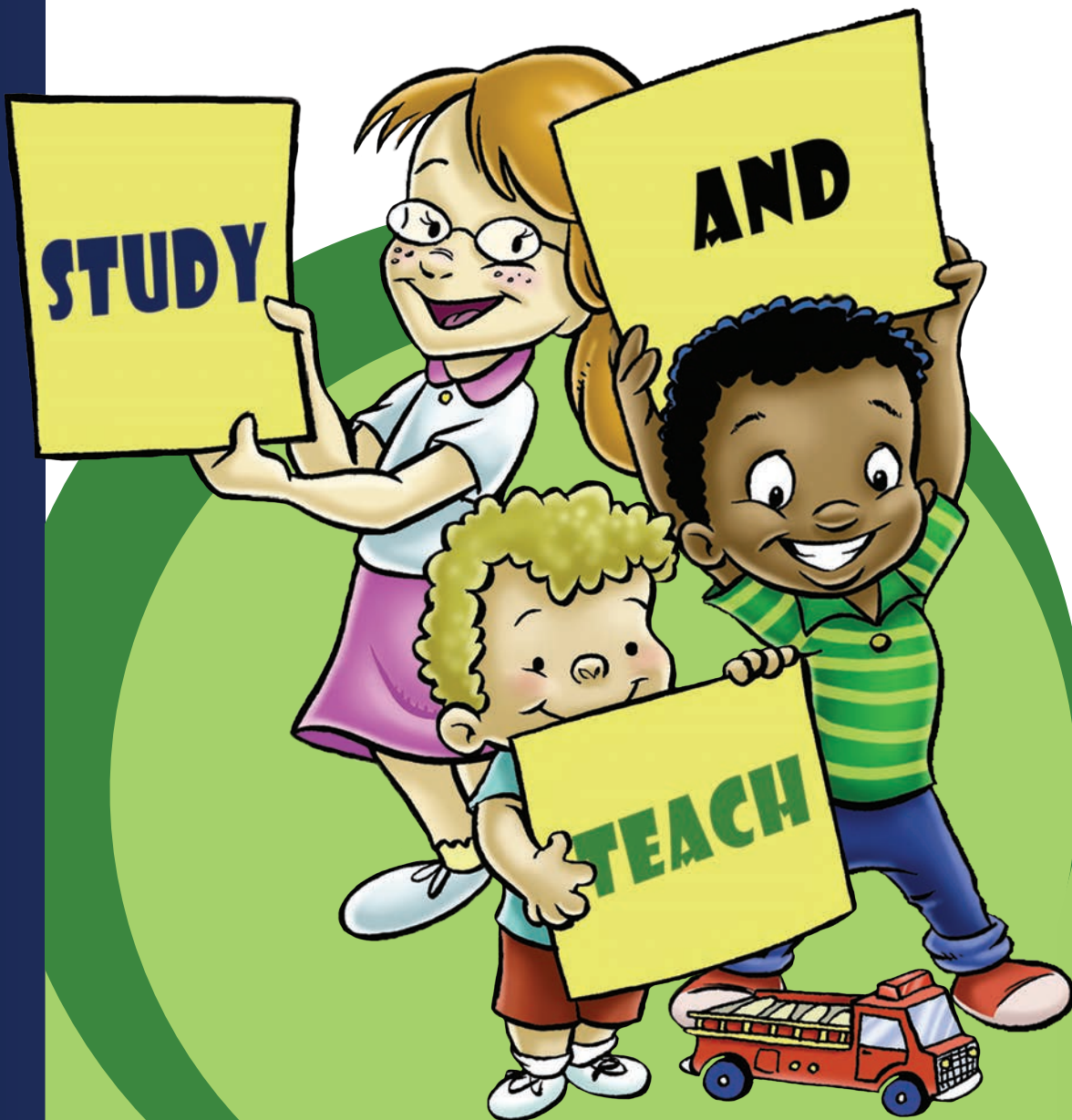
Scripture quotations are from The ESV® Bible
(The Holy Bible, English Standard Version®)

Copyright © 2001 by Crossway.


Used by permission. All rights reserved.

ISBN 978-1-4951-6201-5

WELCOME TO
Generations of Grace



This curriculum has been designed to deepen your own study of God's word so that you might be able to properly understand and accurately teach each lesson. It's our prayer that this curriculum would be a blessing to your ministry and home as God uses it to edify your teachers, evangelize your children, and encourage your families.



Study the Lesson

This section is designed to edify and equip teachers and to guide you through the preparation of an age appropriate Bible lesson.

- **Central Truth** – Identifies the theme and focal point of lesson.
- **Supporting Truths** – Provides appropriate objectives for mastering the central truth.
- **Spotlight on the Gospel** – Explains how each lesson connects to the gospel.
- **Lesson Commentary** – Communicates the truth of each lesson to the teacher's heart and mind.



Teach the Lesson

Use the child involvement resources to engage children from the moment they walk into the classroom until pick-up time.

- **Outlines** – Guide both teachers and children through the lesson.
- **Lesson Questions** – Foster greater interaction between teacher and child.
- **Activities** – Creative opening ideas, visual aids, and crafts to introduce, illustrate, and apply lesson.

Additional Resources

Use these additional resources to help support your lessons and to knit together the church and the home, ensuring that what is taught on Sunday matches what is learned throughout the week.

- **Coloring Book**
- **Craft Book**
- **Activity Book**
- **Student Journal**
- **Family Devotional**

CONTENTS

EASTER – THE RISEN SAVIOR

105 EASTER LESSON 1: *Jesus enters Jerusalem as King*
Matthew 21:1-23:39

115 EASTER LESSON 2: *Judas betrays Jesus*
Matthew 26:1-16; 47-56; 27:3-10

125 EASTER LESSON 3: *Jesus endures the cross*
Matthew 26:57-27:2, 11-66

135 EASTER LESSON 4: *Jesus rises from the dead*
Matthew 28:1-20



EASTER LESSON 1

Jesus enters Jerusalem as King

MATTHEW 21:1-23:39



Jesus is the King.



“Say to the daughter of Zion, ‘Behold, your king is coming to you, humble, and mounted on a donkey, on a colt, the foal of a beast of burden’” (Matt 21:5).

Supporting Truths

1. Jesus was the one God had chosen to be King.
2. The Old Testament prophesied how and when the Messiah would come to be the King.
3. Jesus’ authority came from God.
4. Jesus was both the Son of David and the Son of God.
5. Jesus will come again and a new generation of Israelites will believe in Him.

Objectives

1. Describe the kind of King Jesus is.
2. Explain the Old Testament prophecies fulfilled in Jesus’ triumphal entry.
3. Explain why Jesus asked the chief priests and elders about the source of John’s ministry.
4. Explain how Jesus was both the Son of David and the Son of God.
5. Describe Jesus’ denunciation of the religious leaders.



Lesson Summary

As the climax of Jesus' ministry approached, He entered Jerusalem as King during the last week of His life. On Sunday, Jesus arrived in Jerusalem as the promised King which the Old Testament looked forward to. Throughout the week, Jesus demonstrated His authority as the rightful King as He confronted the hypocritical religious leaders. However, the people and the religious leaders rejected Jesus as King.

Spotlight on the Gospel

The religious leaders rejected Jesus as king and were punished as result. Today we must recognize Christ is king by responding to Him with repentance and faith.

THIS WEEK



**Jesus enters Jerusalem
as King**
Matthew 21:1–23:39

NEXT WEEK



Judas betrays Jesus
*Matthew 26:1–16;
47–56; 27:3–10*

IN TWO WEEKS



Jesus endures the cross
*Matthew 26:57–27:2,
11–66*

Lesson Commentary

Jesus is the King.

Matthew wrote his Gospel to show that Jesus Christ was Israel's long-awaited King and Messiah. Matthew, also known as Levi, was one of the 12 apostles. He was a Jewish tax collector before he was called to follow Christ. Throughout his Gospel, Matthew quotes Old Testament prophetic passages more than 60 times, undeniably demonstrating that Jesus is the King. The kingship of Jesus is seen with greatest clarity during His last week of earthly ministry. During this week, Matthew presents Jesus as the promised and rightful King rejected by His people.



THINK ABOUT IT

This King did not come in wealth, but poverty. He did not come in grandeur, but humility. He did not come to slay Israel's enemies, but to save the world.

Jesus is the promised King (21:1–11)

As Jesus approached Jerusalem, He asked two of His disciples to go get a donkey and its colt. When Jesus entered Jerusalem on the colt, He fulfilled the prophecy that the nation's king would come riding on the foal of a donkey (Zech 9:9). Riding on a colt was

a sign of peace. Jesus came as a **meek** King, gentle and patient with His people. He did not come to destroy Israel's enemies but to rescue sinful man. In this passage, Jesus came to the people as the promised King.

At this time there were many visitors from Galilee on their way to Jerusalem to celebrate the Passover. Many of these were aware of the numerous miracles that Jesus had performed in this region. The people were praising Jesus as the Son of David (Matt 21:9). The shouts of the people, along with the messianic title "Son of David," makes it clear that the crowd understood Jesus' claim to be the Messiah (Ps 118:26).

Jesus is the rightful King (21:12–22:46)

The next day, Jesus entered the temple (Matt 21:12). The temple had become a religious marketplace operated by the high priest. The Jewish leaders had turned the temple, the supreme place of Jewish worship, into a marketplace dominated by **extortion**. Thus, they would set very high prices and force or

threaten the people to pay more money for sacrifices. Jesus was furious and threw out those who were defiling His house (21:12–13). After He drove the thieves out, the blind and the lame came streaming in (21:14), and children also came to worship Him (21:15). But this infuriated the religious leaders, who had denied that Jesus was the Son of David and had refused to accept Him as their King. In response, Jesus asserted His right to receive worship as God, quoting from Psalm 8:2.

Jesus clashed with the priests and elders who rejected His unique authority as King (21:23–22:14). In Matthew 21:23, Jesus came back to the temple where the religious leaders questioned His authority. Instead of answering their questions, He asked them a question. If the religious leaders answered His question, He would answer theirs. Caught in a trap, the religious leaders refused to answer, so Jesus refused to tell them by what authority He did what He did. In reality, it was God the Father who gave Jesus the unique authority to be the King.

Jesus continued to confront the priests and the elders of Israel by telling three parables, parables which exposed their lack of true religion (21:28–22:14). A **parable** is an earthly story that highlights spiritual truth. The parable of the two sons (21:28–32) taught that some may claim they believe, but their actions do not match their words. The parable of the landowner (21:33–46) demonstrated the nation's rejection and subsequent forfeiture of God's kingdom. The third parable (22:1–14) was about a wedding feast. The religious leaders were like those who had refused the king's invitation and rejected the king's provision.

The Pharisees then tried to trap Jesus, asking Him about the poll-tax paid to Caesar (22:15–22). Jesus saw their hatred. He claimed that Caesar had the right to collect taxes, but He also asserted God's sovereign control over life. Jesus' answer amazed the Pharisees, and they left Him and went away (22:22). Just as Caesar's image was stamped on the denarius (the coin used to pay the poll-tax), God's

THINK ABOUT IT

The sanctuary of God had become a safe haven for the sin of thievery and deceit.



STUDY THE BIBLE LESSON

Jesus enters Jerusalem as King • Matthew 21:1–23:39



image is stamped on every person (Gen 1:26–27). We are to “render” obedience to the government in its realm (Rom 13:1–7; 1 Pet 2:13–17), and obedience to God in His realm.

After the Pharisees, the Sadducees tried to trap Jesus (Matt 22:23–33). Again, Jesus easily defeated His opponents. He corrected their absurd question and exposed their false beliefs about the resurrection. First, He explained that there will be no marriage in heaven because believers will be like angels—deathless, glorified, and eternal. Second, Jesus quoted Exodus 3:6, to show that God was still the God of Abraham, Isaac, and Jacob. These men, though long dead, were still alive in another realm. The crowds were amazed at Jesus’ ability to silence the religious leaders (22:33).

After the Sadducees, the Pharisees sent their sharpest lawyer, a brilliant man, to argue their case against Christ (22:34–35). He asked Jesus which was the greatest commandment. Jesus then summarized the whole law, all 613 commands, into two points: (1) love God (22:37;

cf. Deut 6:5); and (2) love your neighbor as yourself (Matt 22:39; cf. Lev 19:18). Jesus quoted Deuteronomy 6:4–5 which devout Jews recited twice each day. The quotation was regarded by some as an automatic passport into paradise for any Israelite. But tragically what their lips professed their hearts did not believe. Jesus gave the correct answer, and they could not accuse Him of error.

As they were standing there, Jesus asked the Pharisees a question: “What do you think about the Christ? Whose Son is He?” (Matt 21:41–42). They answered, “The son of David”. Jesus then quoted from Psalm 110:1, where David refers to the Messiah as his lord. But David would not call one of his human descendents lord; rather, they would call him lord. Therefore, the Messiah was more than just the son of David; He was also the Son of God. Jesus is David’s son and David’s king. The Pharisees were speechless. They

refused to admit that Jesus was the Son of God and their rightful King.

Jesus is the rejected King (23:1–39)

Jesus then turned His attention to the crowds and His disciples, warning them about the hypocrisy of the religious leaders (23:1–7).

A hypocrite is someone who pretends to be something

they are not. They did everything to impress others, caring more about looking good to men rather than being good in God’s eyes (23:5). The people were not to follow their example; rather, they were to be servants, demonstrating love and helping others (23:8–12). Jesus condemned the traditions and rituals of the scribes and Pharisees, traditions that only confused men and led them astray (23:13–39). Jesus said the religious leaders were like “white washed tombs” (23:27). They looked good on the outside but were full of death and decay on the inside.

Like white washed tombs, the Pharisees had death in their hearts. They were already plotting Jesus’ death. They had rejected the Messiah. He was not the King they were expecting, and they were unwilling to submit to His rule. They would rather kill Him as their ancestors killed the righteous (23:30, 35; cf. Gen 4:4, 8; 2 Chr 24:20–22; Acts 7:52–53). Because they rejected God, He rejected them. It would not be until Jesus’ second coming—after much suffering—that Israel would believe in their Messiah, be saved, restored, and receive the kingdom promises (Matt 23:38–39).

Matthew presented Jesus as the promised, rightful King who confronted the sin of the Sadducees and Pharisees. But Jesus was also the rejected King. The religious leaders had the appearance of religion, but they hated their King and rebelled against Him. They chose instead to honor themselves as king over their lives. What about you? Have you submitted every part of your life, the part seen by others as well as the secret part of your heart, to the King, Jesus Christ?

THINK ABOUT IT

The last public sermon of Christ was a sobering message of condemnation against the false teachers.



THINK ABOUT IT
Genuine love for God always begins in the mind and then manifests itself

through a willing heart that obeys, praises, and sacrificially serves the Lord.

Lesson Outline

Jesus is the King.



AGES 3–5 LESSON OUTLINE

1. The Old Testament predicted Jesus would come as King (21:1–11).
2. Jesus showed everyone His authority in the temple (21:12–22:46).
3. Jesus told the people the punishment for rejecting Him (23:1–39).



AGES 6–11 LESSON OUTLINE

1. **Jesus is the promised King (21:1–11).**
 - Jesus came into Jerusalem on a donkey and fulfilled Old Testament promises (21:1–8; cf. Zech 9:9; Dan 9:25).
 - Jesus came into Jerusalem as the promised Son of David (23:9–11; cf. Ps 118:26).
2. **Jesus is the rightful King (21:12–22:46).**
 - Jesus displayed His authority by driving the money changers out of the temple (21:12–17).
 - Jesus refused to explain his authority to the rebellious priests and elders (21:23–22:14).
 - Jesus saw through the Pharisees' trap about taxes (22:15–22).
 - Jesus demolished the Sadducees rejection of the resurrection (22:23–33).
 - Jesus proved His unique authority in understanding the Scriptures (22:34–46).
3. **Jesus is the rejected King (23:1–39).**
 - Jesus showed the hypocrisy of the religious leaders (23:1–12).
 - Jesus rebuked the religious leaders for their rejection of Him (23:13–36).
 - Jesus described the consequences of that generation's rejection (23:37–39).





Lesson Questions

Use these questions to teach or to review this week's lesson.



Ages 3–5 Lesson Questions

- 1. What did the people say to Jesus when He entered Jerusalem on a colt?**
“Hosanna to the Son of David.”
- 2. Why did Jesus drive out the people in the temple who were changing money, buying, and selling?**
The merchants were stealing from others and not worshipping God properly.
- 3. What did Jesus teach the chief priests and elders using the parables?**
The leaders and people of Israel were not obedient to God.
- 4. Why did Jesus condemn the leaders of the Jewish people?**
The leaders did good things in front of people, but their thoughts were wicked and not pleasing to God.



Ages 6–11 Lesson Questions

- 1. Who did the multitude say that Jesus was?**
They said that Jesus was the promised King of Israel.
- 2. When Jesus rode on the donkey's colt, what Old Testament prophecy was fulfilled?**
Jesus was fulfilling Zechariah 9:9 and Daniel 9:25.
- 3. What did Jesus do when He got to Jerusalem?**
Jesus demonstrated His unique authority by rebuking the religious leaders for making the Lord's house a robber's den instead of a house of prayer.
- 4. Where did Jesus' unique authority come from?**
Jesus' authority came from God the Father.
- 5. What did Jesus teach the chief priests and elders by using parables?**
He taught them that they were being disobedient to God. They were rejecting God's authority.
- 6. How did Jesus back up His authority from Scripture?**
Jesus used Exodus 3:6 to demonstrate that the resurrection is an Old Testament truth.
- 7. What did Jesus say that the leaders of the Jewish people were doing wrong?**
The leaders were being hypocrites. They did good things in front of the people, but their thoughts were wicked and not pleasing to God because they rejected Jesus as King.
- 8. How did Jesus respond to the Jewish people's rejection of Him?**
Jesus condemned them for rejecting Him.

Lesson Activities

Choose from the following ideas to introduce, illustrate, and apply this week's lesson.

AGES 3-5



INTRODUCE

KING OF THE CLASSROOM

Choose one child to serve as “king of the classroom”. Tell the children that a king must have three things: 1) a people, 2) a kingdom, and 3) power. Explain that our “classroom king” rules over the rest of the children (his people) in the room. Our king’s kingdom is the classroom; he rules over all the area inside the walls of the room. Finally, our king has power to lead his people and kingdom. Explain that this power has been given to the “classroom king” by you, the teacher. Allow the “classroom king” to lead the class throughout the day as line leader, demonstrating his power. Tell the children that in today’s lesson we are going to learn about the most powerful king of all, Jesus.

KARAOKE

Use this idea in worship time or any time in the lesson when you want to remind the children of some of the facts of the story. When Christ entered Jerusalem, the children shouted praises to Him. Explain that we can also worship Jesus during music time. Bring microphones (or any props that could be used as imaginary microphones) and encourage the children to sing to the Lord.



ILLUSTRATE

PALM BRANCHES

See Year 1 Craft Book, Book 2.
Give each child a copy of the palm branch located in the craft book. Help them cut out and color the branches. During the lesson time, have the children lay down their palm branches in a row. Explain to them that when Jesus entered Jerusalem, people placed palm branches and clothes on the road. This act showed that the people recognized Jesus as King of the Jews.

DEAD OR ALIVE

Supplies: Gift-wrapped box, cardboard skeleton.
Instructions: Talk to the children about the nicely-wrapped box, and ask what they think might be inside. Then open the box and pull out the cardboard skeleton. Explain that Israel’s religious leaders were like this pretty box full of bones. Jesus described them as being concerned with outside appearances, but inside they were full of dead men’s bones.
Variation: Replace the cardboard skeleton with something worthless (an apple core, trash, etc.). The religious leaders looked good on the outside, they on the inside they were filthy and worthless.



APPLY

CHRIST IS KING

See Year 1 Craft Book, Book 2.
Materials: Craft sheet, red cardstock, crayons, scissors, and glue.
Directions: Pre-cut crown, jewels, and craft title from craft sheet. Have children color the crown and jewels and glue jewels to the top of the crown. Glue crown and craft title to red cardstock.



Christ Is King
See Year 1 Craft Book, Book 2

TEACH THE BIBLE LESSON

Jesus enters Jerusalem as King • Matthew 21:1–23:39



AGES 6–8



INTRODUCE

HOW TO TREAT A KING

In this lesson, Jesus is presented as king. Here are five ways we will see this in today’s lesson. Ask the children what each action tells us about Jesus, the king.

1. Jesus riding a colt (*humble king*).
2. The disciples laid their garments on the colt where Jesus sat (*worthy of worship*).
3. The multitude spread their garments and palm branches on the road (*worthy of worship*).
4. The crowd cheered saying, “Hosanna to the Son of David” (*promised Old Testament king*).
5. The children were crying out in the temple (*All of creation will worship*).

GOOD KING, BAD KING

The Jews had an incorrect expectation of the type of king God promised to send. Ask the children what they think makes a good king and what makes a bad king. Use their good ideas to reinforce the qualities of Christ. For bad ideas, explain that the Jewish people also did not understand what made a truly good king. A few examples:

GOOD KING	BAD KING
Loves God	Love himself
Serves his people	Demands that his people serve him
Just	Unfair
Humble	Proud
Kind	Harsh
Rules by love	Rules by force



ILLUSTRATE

HOLLOW EGG

Before class, puncture a tiny hole in the top and bottom of an egg. With your mouth, blow out all the insides of the egg so that it is hollow. Use white out or marker to conceal the small holes. During the lesson, crack open a real egg over a bowl. Explain that this egg was genuine. Then crack open the hollow egg. Explain that this egg looked genuine but wasn’t. It had nothing on the inside. Tell the children that the Pharisees, and all pretend Christians, are like the hollow egg.

ON TIME ARRIVAL

Before the lesson, tell the children that a visitor will arrive at exactly this time (give the hour, minute, and second). Have the time coincide with the beginning of your lesson. At this exact time, have another adult rush into the room and tell the class that Jesus arrived as king at the exact time God promised. Explain that the Lord predicted that the time between Artaxerxes’ decree to rebuild the temple and the coming of the King would be 483 years (Dan 9:25; cf. Neh 2:6), and Jesus’ arrival in Jerusalem coincided precisely with the time that God had promised centuries before.



APPLY

JESUS’ TRIUMPHAL ENTRY

See *Year 1 Craft Book, Book 2*.

Materials: Craft sheets, brown construction paper, tan and dark brown cardstock, crayons, scissors, and glue.

Directions: Have children color and cut out the pictures and verse from the craft sheet. Glue the pictures and verse to the brown construction paper as shown below. Use tan cardstock to create an arched wall to be used as a gate of Jerusalem. Make two doors for the arch out of dark brown cardstock and glue them to the sides of the arch. Glue the folded base of the arch to the brown construction paper as pictured below.

Jesus’ Triumphal Entry
See *Year 1 Craft Book, Book 2*



AGES 9–11



HUMBLE ENTRANCE

Jesus entered Jerusalem riding on a colt. This entrance, besides fulfilling prophecy (Zechariah 9:9), revealed something very significant about Jesus: He came to His people in humility. Reinforce this by acting out a different type of entrance before the class: The Proud King. Enter the room with back arched and chin tilted upwards. Refuse to make eye contact with any of the children, looking above and beyond them. Tell the children to stand on their feet when you enter the room and call you “The Most Awesome Teacher Ever”. Ask the children what your entrance revealed about you.

LIKE NO OTHER KING

Jesus is a king unlike any other king. Ask the children if they can think of any ways that Jesus’ kingship is different from those of any other earthly king. Some differences might include: 1) Jesus’ kingship has no end; 2) Jesus reigns over all people and all places; 3) Jesus always judges rightly; 4) No one will ever be able to challenge Jesus’ reign; and 5) Jesus doesn’t need the help of anyone else to rule His kingdom.



DIRTY ON THE INSIDE

Before class, fill the inside of a plain, white coffee mug with mud and sticks and leaves (make it gross). Keep the contents below the mug’s rim. Tell the children that you’re thirsty and need a sip of your coffee. After going on about how much you like your coffee, reveal the contents of the mug and ask the children if they would like a drink. Explain that the scribes and Pharisees were just like this mug—clean on the outside but full of filthiness on the inside.

HYPOCRISY: PLAYING PRETEND

The Pharisees were hypocrites: they only pretended to love God. In reality, they loved themselves and what others thought about them. To illustrate this concept, put on a football jersey or helmet and ask the children if this makes you a football player. Put on a doctor’s gown (or nurse’s scrubs) and ask if this makes you a doctor. Then ask the children if coming to church and doing good things makes you a Christian. Lead the children in a discussion of what makes a genuine Christian.



THE RETURN OF THE KING

Jesus was rejected by most at His first coming, but He will be honored by all at His second coming. Look up the following passages as a class, identifying the differences between Jesus’ first and second comings.

1. The Worship of the King – Revelation 5:11–14
2. The Entrance of the King – Revelation 19:11
3. The Appearance of the King – Revelation 19:12–13
4. The Judgment of the King – Revelation 19:14–15
5. The Reign of the King – Revelation 20:1–5



EASTER LESSON 2

Judas betrays Jesus

MATTHEW 26:1-16; 47-56; 27:3-10



Pretend Christians do not repent of their sin.



“And he came up to Jesus at once and said, ‘Greetings, Rabbi!’ And he kissed him. Jesus said to him, ‘Friend, do what you came to do.’ Then they came up and laid hands on Jesus and seized him” (Matt 26:49–50).

Supporting Truths

1. Pretend Christians do not truly repent of their sin.
2. Pretend Christians have the wrong priorities.
3. Pretend Christians are self-seeking.
4. Pretend Christians reject Jesus and His message.
5. Pretend Christians may feel bad about their sin.

Objectives

1. Define biblical repentance.
2. Describe how Judas worshiped money instead of the Savior.
3. List some of the differences between true worship and false worship.
4. Explain why we must reject our sin.
5. Describe Judas’s sorrow over his sin.



Lesson Summary

Judas, one of the twelve disciples, was not a true Christian; he only pretended to be Jesus' disciple, follower, and friend. He secretly went to the religious leaders of Israel and agreed to betray Jesus for the price of a slave (Matt 26:14-16). He betrayed Jesus with a kiss, a sign of friendship (26:49). He later recognized his sin and felt remorse over it, but he did not repent (27:3-5). Rather, demonstrating his lack of repentance, Judas went out and hanged himself.

Spotlight on the Gospel

There are some in the church who, like Judas, are only pretend Christians. They have never truly repented of their sins. They might recognize their sin, and even be sorrowful when they sin, but they have never turned away from their sin and rejected it. They claim that Jesus is their Savior, but they do not live as if Jesus is their King. They show no evidence of a changed life which demonstrates true repentance (5:20; 6:33; 7:12).

LAST WEEK



**Jesus enters Jerusalem
as King**
Matthew 21:1-23:39

THIS WEEK



Judas betrays Jesus
*Matthew 26:1-16; 47-56;
27:3-10*

NEXT WEEK



Jesus endures the cross
*Matthew 26:57-27:2,
11-66*

Lesson Commentary

Pretend Christians do not repent of their sin.

The story of Judas is a sad tale of missed opportunities, betrayal, and failure. No man has ever been more exposed to God's truth, to God's love, to Jesus' divinity, or to the knowledge of the way of salvation. Yet in the days leading up to Jesus' death, Judas only cared about doing what was good for himself. That's because Judas, one of the twelve disciples, was not a genuine follower of Jesus. He heard the message of Jesus, but he never believed it. He saw the miracle of salvation, but he never experienced it. He was a fake. Judas looked, acted, and sounded like a Christian, but he wasn't. He was a pretend Christian. When confronted with the guilt of his own sin he refused to repent and seek God's forgiveness.

Judas secretly bargained to deliver Jesus over to death (26:1–16)

The religious leaders had rejected Jesus as the Son of David and wanted to kill Him. Earlier in the week, Jesus demonstrated His authority as the King through His confrontation with the religious leaders, condemning them for their hypocrisy (Matt 23). In response, the religious leaders decided to kill Jesus (26:1–5). But they decided not to do it until after the festival, the seven days of unleavened bread, fearing that it might incite a riot.

While the religious leaders plotted Jesus' death, Mary (the sister of Martha and Lazarus) anointed Jesus' head and feet with costly perfume (26:6–7; cf. John 12:1–3). The fragrant oil was stored in an alabaster jar and was worth nearly a year's wages. This gift might have been her life's savings, and it vividly expressed her love for Jesus. This was an act of pure worship.

However, Judas was upset with Mary's gift. He asked why the perfume was not sold and the money used to help the poor (John 12:5). But Judas did not care about the poor. He only said this because he was a

thief and used to steal from the money box (John 12:6). Judas was a **hypocrite**, someone who pretends to be something he is not. Unlike Mary, who willingly sacrificed her earthly fortune for Jesus, Judas, as we will see, was willing to sacrifice Jesus for 30 silver coins.

Judas went to the chief priests, offering to betray Jesus for money (Matt 26:14). The chief priests offered 30 pieces of silver, the price of a slave in the Old Testament (Exod 21:32). This fulfilled Zechariah's prophecy that 30 pieces of silver would be the price that was set for the life of Christ (Zech 11:12–13). Judas accepted the offer, revealing the ultimate priority of his life—money. From that time on, Judas looked for an opportunity to **betray** Jesus (Matt 26:16). For the price of a slave, Judas not only turned against his teacher and leader and friend but betrayed God's own Son, who came to earth to be his Savior.

Judas pretended to be Jesus' disciple, follower, and friend, but in the end he was none of those things. Judas may have been physically close to Jesus, but spiritually his heart was far from Jesus. Judas is like some of those in the church. They are surrounded by the truth, hearing God's word taught every Sunday, but even though the truth is all around them, they have rejected Jesus in their hearts. What about our own hearts? Do our desires and our actions show that we are truly followers of Jesus?

Judas hid his betrayal with a sign of friendship (26:47–56)

Jesus knew what was in Judas' heart, so during the Passover meal, Jesus told the disciples that one of them would betray Him (Matt 26:21–25). After dinner, Jesus went to Gethsemane to pray with some of the disciples, asking them to watch while He went to pray (26:36). Three times He returned and found

THINK ABOUT IT

A hypocrite is a person who honors Christ with his lips, but betrays Christ in his heart.



STUDY THE BIBLE LESSON

Judas betrays Jesus • Matthew 26:1–16; 47–56; 27:3–10



them sleeping (26:39–45). The disciples were tired, sleeping when their Lord most needed their prayers. After Jesus finished praying, He told His disciples that His betrayer was just about to arrive (Matt 26:45–46).

Right then Judas entered the garden, followed by a large mob armed with swords and clubs. There were probably hundreds of men in this mob, including officers of the Temple (Luke 22:52), Roman soldiers (John 18:3), representatives from the chief priests and elders (Matt 26:48), as well as the chief priests and elders themselves (Luke 22:52). Even though Jesus and his followers were known to be peaceful, the leaders were afraid. They came with many men, to the secluded garden of Gethsemane, in the middle of the night, far away from the crowds that may have protested Jesus' arrest.



THINK ABOUT IT
Judas's exposure to the kindness of Christ made his treachery particularly heinous.

At the head of this crowd was Judas. He went to Jesus and kissed Him just as he had planned (Matt 26:48–49). The kiss was the symbol of Judas's betrayal. He turned something that was a special symbol of affection in the Middle East into a sign of death. The type of kiss Judas chose, an embrace and kiss on the cheek, symbolized the deepest respect, affection, and love. How despicable. Not only did he betray the Lord, but he did so with a symbol of adoring love. The hidden hatred in Judas's heart was finally out in the open for all to see—he was an enemy of the King.

Judas hanged himself instead of repenting (27:3–10)

Following Jesus' conviction by the Sanhedrin, the chief priests and elders plotted how they would kill Jesus. When morning arrived, they took Jesus to Pontius Pilate to be judged (Matt 27:1–2). Jesus' first trial was a religious trial. The religious leaders were not able to

legally put anyone to death, so they brought Jesus to Pilate, who was able to execute the death sentence.

After his betrayal, Judas knew that what he had done was wrong (27:4). He felt sorry for his actions and threw the silver that he had received for betraying Jesus into the temple (27:3–5a).

Although he felt **sorry**, sad because of his sin, Judas did not truly repent. He felt the sting of his own guilt, but his sadness did not lead to repentance. There is a godly sorrow that leads to repentance, but Judas's remorse was not of this kind (2 Cor 7:10). We know this because Judas, weighed down with guilt, committed suicide by hanging himself on a tree (27:5).

The chief priests stated that the returned coins could not be put into the treasury because it was the price of blood (Matt 27:6). With their own lips they confessed that they had given money to falsely convict an innocent man and put Him to death. So, after talking with one another, the chief priests decided to use the money to purchase the potter's field to be used as a burial place for strangers. This fulfilled another prophecy.

Judas recognized his sin and even felt remorse over his sin, but he never repented. This is because he never had a change of mind concerning his sin. He never rejected his sin. Though he felt bad about his sin, his sadness did not lead him to turn away from his sin and seek God's forgiveness. Like the prodigal son, genuine repentance leads us back to the loving arms of God. We must not ignore or attempt to hide our sin. True **repentance** is the mark of real Christians who recognize their sin, feel godly remorse over their sin, reject their sin, and return to God after they've sinned. This pattern of repentance is a continual process in the life of every believer.

THINK ABOUT IT
There is a sorrow over sin that leads to an eternal death.



Lesson Outline

Pretend Christians do not repent of their sin.



AGES 3–5 LESSON OUTLINE

1. Judas secretly promised to help kill Jesus (26:6–16).
2. Judas betrayed Jesus with a kiss (26: 47–56).
3. Judas felt bad but did not repent (27:3–10).



AGES 6–11 LESSON OUTLINE

1. Judas secretly bargained to deliver Jesus over to death (26:1–16).
 - The religious leaders plotted to kill Jesus (26:1–5).
 - Mary of Bethany worshiped Jesus (26:6–7).
 - Judas demonstrated his own hypocrisy (26:8–9; cf. John 12:4–6).
 - Judas went to the chief priests to betray Jesus (26:14–16).
2. Judas hid his betrayal with a sign of friendship (26:47–56).
 - After Jesus celebrated the Passover and prayed in the Garden, Judas came with a great crowd (26:47).
 - Judas betrayed Jesus with a kiss, a sign of friendship (26:48–50).
 - Jesus was turned over according to the Scriptures (26:50–56).
3. Judas hanged himself instead of repenting (27:3–10).
 - Judas felt guilty because of his sin (27:3–4).
 - Judas returned the money the religious leaders had given him (27:5–10).
 - Judas hanged himself because of his guilt but did not repent (27:5).





Lesson Questions

Use these questions to teach or to review this week's lesson.



Ages 3–5 Lesson Questions

- 1. Who decided to kill Jesus?**
The Jewish religious leaders.
- 2. How much money did the Jewish leaders give Judas to betray Jesus?**
30 pieces of silver.
- 3. What did it mean for Judas to betray Jesus?**
It meant that Judas was rejecting Jesus as Lord.
- 4. Did Judas repent of his sin?**
No. He felt bad, but he didn't repent.



Ages 6–11 Lesson Questions

- 1. Why did the religious leaders want Jesus to die?**
They did not like Jesus' message of salvation. They did not want to believe that He was the Messiah and Son of God and were afraid of losing their earthly positions of power.
- 2. Who anointed Jesus with oil, and why?**
Mary anointed Jesus with oil in preparation for His burial.
- 3. Which disciple betrayed Jesus?**
Judas betrayed Jesus for 30 pieces of silver.
- 4. What did Judas do as a sign of his betrayal?**
Judas gave Jesus a kiss. A kiss is a sign of love and affection, but Judas did not love Jesus. He only pretended to.
- 5. What did it mean for Judas to betray Jesus?**
Judas's betrayal meant that he was rejecting Jesus as Savior and Lord.
- 6. Why did Judas betray Jesus?**
Judas wanted money to betray Jesus to the religious leaders.
- 7. Why did Judas return the money to the religious leaders?**
He knew that he had done wrong, and he felt sorrow.
- 8. How do we know Judas did not repent of his sin?**
Instead of turning from his sin and trusting in Christ's love, Judas killed himself. He did not believe he could be forgiven. Judas belonged to Satan (John 6:70–71).

Lesson Activities

Choose from the following ideas to introduce, illustrate, and apply this week's lesson.

AGES 3–5



INTRODUCE

FLAMES OF BETRAYAL

Show a fireman's hat or fire extinguisher to the children. Ask them what firemen do. Ask them how they would feel if they called a fireman to come to their house and he started a fire instead of putting out the fire. How could this happen? We trust firemen to help us put out fires not start fires. Tell them that this is called "betrayal". Explain that betrayal is hurting someone you trust. Tell the children that we are going to learn more about betrayal in today's lesson.

USING MONEY FOR EVIL

Bring in a small bag of 30 coins (play or real) and let each child shake the bag. Remove the coins and count them in front of the children. Ask them how people should use money. What would they buy if they got 30 coins? Ask them what they would think if someone used money to hurt others. Should a person spend money to pay for someone to hurt a friend? That would be a terrible way to spend money. In today's lesson, we are going to learn about someone who took money to hurt Jesus.



ILLUSTRATE

LIPS TO PRAISE GOD

Bring in a set of wax lips or point to your own lips. Tell the children that Judas betrayed Jesus with a kiss. Explain that a kiss was supposed to be a sign of love. In Jesus' day, friends kissed each other on the cheek as a greeting. Judas did a terrible thing when he kissed Jesus so that the guards would know whom to arrest. Ask the children what lips should be used for. Tell them that we should use our lips to speak and sing praises to God, not betray Him.

THROW SNOT AWAY

Bring a box of tissues to class. Tell the children that we use these when we're sad or sick to blow our nose. Ask the children what we do with the tissue after we're done blowing our nose into it. Tell them that we throw the yucky, snot filled tissue away. We don't hold onto it or save it for later. We get rid of it! Tell the children that's what we're supposed to do with our sin. We're supposed to reject it and turn away from it. However, Judas held onto his sin and wouldn't turn away from it.



APPLY

ARE YOU REALLY JESUS' FRIEND?

See Year 1 Craft Book, Book 2.

Materials: Craft sheet, paper plate, brown yarn, crayons, scissors, and glue.

Directions: Pre-cut the circle, ears, and mouth pieces from the craft sheet. Have children glue the circle to the back of the plate. Help students cut holes for eyes in the plate. Glue ears, mouth, and yarn to the plate. Color in eyebrows and nose and shade the face. Explain to students what the words on the back of the plate are talking about.



Are You Really Jesus' Friend?
See Year 1 Craft Book, Book 2.

TEACH THE BIBLE LESSON

Judas betrays Jesus • Matthew 26:1–16; 47–56; 27:3–10



AGES 6–8



INTRODUCE

WHAT IS A PLOT?

Help the children understand what a plot is and how much effort went into the plot to kill Jesus. This will demonstrate the hatred for and rejection of Jesus. A plot is a plan to do something. Do you make plans? (Example: “I want to eat now and play outside later.”) Do you make plans to do the wrong thing? In today’s lesson, the Jewish leaders plotted to kill Jesus. But what they meant for evil, God had planned from the beginning of time to pay for our sins.

HAWK BETRAYAL

In today’s lesson, Judas pretended to be Jesus’ friend in order to betray Him. We see this type of betrayal in nature too. One animal pretends to be something he’s not in order to hurt another animal. The zone-tailed hawk looks and flies like a common scavenger, the turkey vulture. The turkey vulture does not usually prey on live animals, and the zone-tailed hawk pretends to be a turkey vulture in order to launch surprise attacks on small animals. The small animals look up and see what they think is a harmless turkey vulture, but it’s really a hawk getting ready to swoop down.



ILLUSTRATE

GET RID OF IT!

What do we do with throw up? Do we try to save our throw up? No! We get rid of it. We don’t try to save it or keep it around—throw up is disgusting! Then why would we try to hang onto our sin? The Bible tells us to reject our sin, not hold on to our sin. Judas tried to hang on to his sin. He saw his sin, he was sad over his sin, but he didn’t reject his sin. That’s why Judas didn’t find repentance. In order to repent of our sins we must see our sin, be sad over our sin and, finally, separate ourselves from our disgusting sin.

PRETEND FRIEND

Judas wasn’t Jesus’ friend. He only pretended to be. He spent a lot of time with Jesus, but he didn’t obey Jesus. Ask the children if they are Jesus’ friend. Do they spend a lot of time hearing and learning about Jesus? Do they say nice things about Jesus? Explain that we can do all these things and only be pretending to be Jesus’ friend. Ultimately, we are Jesus’s friend when we obey what His word, the Bible, tells us.



APPLY

JUDAS’S BETRAYAL

See Year 1 Craft Book, Book 2.

Materials: Craft sheet, tan cardstock, brown construction paper, crayons, scissors, and glue.

Directions: Have children color and cut out pictures from craft sheet. Fold one sheet of tan cardstock into a third and glue another sheet of tan cardstock to the small piece as shown below. Glue the picture of Jesus and the Apostles praying to the vertical sheet of cardstock as pictured below. From a piece of brown construction paper, create a small open box to function as the high priests house. Glue the picture of Judas and the high priests into the box and then glue the box to the bottom sheet of tan cardstock. Finally, glue the verses on.

Judas’s Betrayal
See Year 1 Craft Book, Book 2.



AGES 9–11



INTRODUCE

HIGHEST PRIORITY

Ask the children if they can define what a “priority” is. Tell them that a priority is simply something that we regard as more important than something else. Tell them that we all have priorities, and that our priorities explain why we choose to do the things we do. In today’s lesson we’ll see that Jesus’ priority was obedience to His Father. In contrast, Judas’ priority was obedience to his own selfish desires. Ask the children to consider what their priorities are and compare them to Jesus’ and Judas’ in today’s lesson.

FRIENDSHIP TEST

Have the children think of friends and enemies of God from the lessons they have already had in Genesis and Exodus. For example, friends would include: Abraham, Isaac, Jacob, and Joseph; enemies would include: Cain, the men of Sodom, and Pharaoh. Discuss the reasons why some were friends of God and others were enemies.



ILLUSTRATE

NOTORIOUS BETRAYAL: BENEDICT ARNOLD

Benedict Arnold was a general during the American Revolutionary War who originally fought for the American Continental Army but defected to the British Army. In 1780 he planned to turn over West Point, a strategic military site, to the British army for twenty thousand dollars (1.3 million in today’s money). However, his plan failed when the Americans caught the British spy Arnold was working with. His betrayal, one of the most infamous in American history, is nothing compared to Judas’ betrayal. Arnold rejected his country; Judas rejected his God and only hope for salvation.

SORROW LEADING TO REPENTANCE

Judas’s sorrow did not lead to repentance. However, look up the following passages concerning Peter’s denials of and restoration to Jesus for a picture of sorrow that leads to repentance. Read Matthew 26:69–75 and then John 21:15–19. Both men failed Jesus, but Peter repented of his sin and God had mercy on him.



APPLY

PREPARING FOR THE CROSS

Jesus and Judas both were preparing for the cross. Ask the children how each one prepared for the cross. Jesus prepared for the cross while He prayed in the Garden of Gethsemane. Judas prepared for the cross by betraying Jesus to the high priests. What was each going to get after he died? Jesus would rule and reign in heaven after His resurrection. Judas was going to spend eternity in hell. This is an incredible contrast.



EASTER LESSON 3

Jesus endures the cross

MATTHEW 26:57-27:2, 11-66



The Son of God died to save His people.



“When the centurion and those who were with him, keeping watch over Jesus, saw the earthquake and what took place, they were filled with awe and said, ‘Truly this was the Son of God!’” (Matt 27:54).

Supporting Truths

1. Jesus died to save His people from their sin.
2. Jesus is the Son of God.
3. Jesus died according to the Scriptures.
4. Supernatural signs attested to the fact that Jesus is the Son of God.
5. Jesus died to save both Jews and Gentiles.

Objectives

1. Explain why Jesus died.
2. Describe how Jesus confirmed He was the Son of God before the religious leaders.
3. List some of the Old Testament references that pointed to the death of Jesus.
4. Explain how the supernatural signs testified to who Jesus was.
5. List the responses to Jesus’ death at the end of chapter 27.



Lesson Summary

Early Friday morning, the leaders of the Jews met together to condemn Jesus, their King whom they had rejected. Later that morning, Pilate condemned Jesus too, succumbing to the pressure of the leaders and the people. On the cross, Jesus was killed alongside two common criminals. Yet there were supernatural signs that gave testimony to the fact that Jesus was the Son of God who died to save His people.

Spotlight on the Gospel

When Jesus died the temple veil was torn in two. The splitting of the veil showed that the way into God's presence was now open to everyone through a new and living way (Heb 10:19-22). Now, through Jesus, any man can come to God directly without priest, sacrifice or ritual. Jesus has provided access into God's presence. He has paid the price of sin for any who believes in Him. You must respond with faith and repentance, submitting to Him as your Savior and your King.

LAST WEEK



Judas betrays Jesus
Matthew 26:1-16;
47-56; 27:3-10

THIS WEEK



Jesus endures the cross
Matthew 26:57-27:2,
11-66

NEXT WEEK



**Jesus rises from
the dead**
Matthew 28:1-20

Lesson Commentary

The Son of God died to save His people.

Jesus came to earth to save His people from their sins (Matt 1:21). But His own people rejected Him. In chapters 24–25, Jesus said that those who had rejected Him would not receive the kingdom promises, but a later generation of Israel who believed in Jesus would receive them. In chapter 26, the religious leaders formed a plot to kill Jesus by paying Judas 30 pieces of silver to betray Him. They arrested Jesus in Gethsemane under the cover of darkness, hurrying to execute their plan to kill the king, the Son of God who died to save His people from sin.

Jesus was rejected as the King (26:57–27:2, 11–26)

After Jesus was arrested, He was put on trial before the Sanhedrin (26:57–68). False witnesses were brought in, but no two witnesses could agree in their testimony (26:59–60a). Finally, two of them charged Jesus with saying that He was “able to destroy the temple of God and to rebuild it in three days” (26:61). This was a perversion of what Jesus said in John 2:19, and even these two witnesses could not agree on what Jesus had said (Mark 14:59). Yet, the Sanhedrin accepted the testimony in blatant disregard for the Mosaic Law’s requirement of two valid witnesses (Deut 17:6; Lev 5:1).

While Jesus was being tried before the Sanhedrin, Peter was outside in the courtyard (Matt 26:69). Three times Peter was asked about his connection to Jesus, and three times Peter denied knowing Jesus. After his third denial, the rooster crowed just as Jesus had said (26:34). Peter went out and wept (26:71). Unlike Judas, Peter’s sorrow led to repentance and restoration (John 21:15–19). Peter had failed, but he had not given up his faith. Repentance involves returning to God, like Peter did. It is not enough to feel remorse over our sin. We must also return to God, seeking the forgiveness and restoration that only He can provide.

Fearing that the people would be upset about the illegal trial, the Sanhedrin waited until morning to render their official verdict (criminal trials were not allowed to be held at night). During this trial at daybreak (27:1;

cf. Luke 22:66–71), Jesus claimed that they would see the Son of Man seated at the right hand of the power of God (Luke 22:69). In response, the leaders asked Him if He was the “Son of God” (Luke 22:70; cf. Dan 7:13–14). Jesus affirmed His **deity**. He was God in the flesh. This gave the Jewish leaders the evidence they wanted to execute Him (Luke 22:70–71).

On Friday morning, Jesus was tied up and brought to the governor, Pilate, to be tried (Matt 27:11). He was brought before Pilate because the Jewish leaders could not legally put Jesus to death (cf. John 18:31).

Rome reserved the right to put criminals to death. Before Pilate, Jesus did not answer the accusations of the chief priests and elders, which amazed the governor (Matt 27:13–14). Jesus’ silence was not an admission of guilt but a fulfillment of Scripture (Isaiah 53:7). Pilate knew the religious leaders had handed Jesus over because of envy (Matt 27:18), so he tried to set Jesus free. But the people chose to free Barabbas, a notorious criminal (cf. Mark 15:7; Luke 23:19), and demanded that Jesus be crucified (Matt 27:15–17, 20–23). Pilate complied with the people’s demand, handing Jesus over to be crucified (27:24–26).

Jesus was mocked as a criminal (27:27–44)

Before being led to the cross, Jesus was scourged, mocked, and beaten. **Scourging**, to severely beat and cause suffering upon someone for punishment, was done with a whip tied to braided leather strands. These strands contained pieces of sharp metal or bone. The person being scourged was tied to a post and struck repeatedly on his back with the whip. The injuries sustained during a scourging were so severe that they sometimes proved fatal. After His scourging, Jesus was taken to Pilate’s residence in Jerusalem (27:27). There, the soldiers

THINK ABOUT IT

Pilate asked the most important question, “What should I do with Jesus?” (Matt 27:22). There are only two possible answers, you either reject Him, or you receive Him as Lord!



THINK ABOUT IT

Jesus was wounded so that believers might be healed, He was condemned so that believers might be set free.



STUDY THE BIBLE LESSON

Jesus endures the cross • Matthew 26:57–27:2, 11–66



brought the rest of the garrison around to watch the **mocking** as they made fun of Jesus, treating Him with disrespect and hatred. They stripped off Jesus's clothes and placed one of the guard's purple military cloaks on Him. They made a crown of thorns and placed it on His head and put a reed in His hand. Jesus was mocked, spit on, and then beaten (Isa 50:6).

At about 9:00 a.m. on Friday morning, Jesus was led to Golgotha, the "Place of a Skull" (Matt 27:31, 33). However, Jesus was too weakened from His beating to carry the cross. So the soldiers forced a man named Simon, from Cyrene in Northern Africa, to carry the cross for Him (27:32). Upon reaching Golgotha, Jesus was offered wine mixed with gall (27:34). This wine contained myrrh, which would deaden the pain (Mark 15:23). Although He was thirsty, He did not drink the bitter mixture. Jesus would not allow His senses to be dulled and His thinking clouded while He gave His life for His people (Ps. 69:21).

After this Jesus was crucified (Matt 27:35). The Romans had perfected this form of torture. It often took several days for people to die by crucifixion. People died from exhaustion, dehydration, traumatic fever, and, most often, by suffocation. A nail through the wrists and another through the heel secured the person to the cross. Christ's crucifixion took place from 9:00 a.m. to 3:00 p.m. As Jesus hung on the tree, the two criminals next to him hurled insults at Him (27:44). The Israelites who passed by also mocked Him (27:39–40). The religious leaders, like the people, mocked Him, challenging Jesus to prove His deity by coming down off the cross (27:41–43).

Jesus was killed as the Son of God (27:45–66)

Between noon and 3:00 p.m. there was darkness everywhere (27:45). This was very unusual. This could not have been a solar eclipse; the Jews used a lunar calendar, and the Passover was always on a full moon. This was supernatural darkness, a sign of divine judgment (Isa 5:30; 13:10–11; Joel 2:1–2; Amos 5:20; Zeph 1:14–15; Matt 8:12; 22:13; 25:30). At 3:00 p.m., Jesus called out quoting from Psalm 22:1, which reads, "My God, My God, why have You forsaken Me?" (Matt 27:46). At that

moment Jesus was feeling the abandonment and despair that resulted from the outpouring of God's punishment for sinners. Jesus then cried out in a loud voice and voluntarily gave up His spirit (27:50).

Many other supernatural signs accompanied Jesus' crucifixion. These signs validated His deity and His provision of salvation (27:45–56). First, the veil of the temple was torn in two (27:51a). This curtain blocked the entrance to the Most Holy place (Exod 26:33; Heb 9:3). The tearing of the veil was a beautiful picture showing that God's presence was now open to all people through Christ's sacrificial death (cf. Heb 10:19–22). The veil was torn from "top to bottom", demonstrating that no man had cut the veil. God did it. Second, an earthquake split the rocks apart (Matt 27:51b). The earth was physically affected by these events. Third, Christ's power over death was also visibly evident in the resurrection of saints (27:52–53). After Jesus' resurrection, these saints walked into Jerusalem as a testimony to Christ's power in life and death. All these signs confirmed that Jesus is the Son of God and that His sacrifice for sin was acceptable to God.

There were four groups of people who responded to Jesus' death: (1) the centurion who believed in Him (27:54); (2) the women and the disciples who loved Him (55–61); (3) the religious leaders who hated Him (27:62–64); (4) and the governor who disregarded Him (27:58, 65–66). How about you? How will you respond to Jesus? He is the King, the Son of God, who died on the cross to save His people. Will you harden your heart in rejection like the leaders of Israel or cry out to Him in faith like the centurion?

THINK ABOUT IT

Jesus died a self-giving death. No one took His life from Him but He willingly sacrificed Himself for the sins of the world in obedience to the Father's will (John 10:18).



THINK ABOUT IT

Jesus prayed for His persecutors. Even in the height of His agony His heart was filled with compassion (Luke 23:34).



Lesson Outline

The Son of God died to save His people.



AGES 3-5 LESSON OUTLINE

1. Jesus was put on trial (26:57-27:2, 11-26).
2. Jesus was crucified (27:27-56).
3. Jesus was buried after His death (27:57-66).



AGES 6-11 LESSON OUTLINE

1. Jesus was rejected as the King (26:57-27:2, 11-26)
 - Jesus was put on trial before the Sanhedrin (26:57-68).
 - Peter sadly failed but did not lose faith (26:69-75).
 - Jesus was put on trial before Pilate (27:1-2, 11-26).
2. Jesus was crucified as a criminal (27:27-44).
 - The soldiers mocked Jesus as a common criminal (27:27-31).
 - The people of Israel mocked Jesus, not accepting His lordship (27:32-44).
 - The religious leaders mocked Him, not realizing they fulfilled Scripture (27:43).
3. Jesus was killed as the Son of God (27:45-66).
 - There were signs accompanying the crucifixion (27:45-53).
 - The centurion saw the signs and came to saving faith (27:54).
 - Jesus was buried by disciples who loved Him (27:57-61).
 - The Jewish leaders asked Pilate to grant a guard of soldiers for the tomb (27:63-66).





Lesson Questions

Use these questions to teach or to review this week's lesson.



Ages 3–5 Lesson Questions

- 1. Did Jesus make a defense during the trials?**
No. Jesus was silent as a sheep before its shearers.
- 2. When people saw Jesus on the cross, what did they do?**
They mocked Him.
- 3. What were the signs that accompanied Jesus' death?**
The veil of the temple was torn in two from top to bottom, there was a great earthquake, rocks were split, and saints came back to life.
- 4. Why did Jesus die on the cross?**
So we could have forgiveness of sins.



Ages 6–11 Lesson Questions

- 1. Who did Jesus claim to be?**
He claimed to be the Son of Man and the Son of God. This meant He claimed to be the Messiah and God.
- 2. Did the people want Pilate to release Barabbas or Jesus?**
Barabbas.
- 3. In what ways did the soldiers make Jesus suffer?**
They scourged Jesus with a whip, placed a crown of thorns on His head, spit at Him, and beat Him. They were mocking Jesus when they did these things.
- 4. How was Jesus killed?**
He was crucified on the cross.
- 5. When people saw Jesus on the cross, what did they do?**
They mocked and insulted Him.
- 6. What were the signs that accompanied Jesus' death?**
The veil of the temple was torn in two from top to bottom, there was a great earthquake, rocks were split, and saints came back to life.
- 7. Who was ultimately in control of Jesus' death?**
God. Jesus' death occurred in accordance with the Scriptures.
- 8. Why did Jesus die on the cross?**
So we could have forgiveness of sins.

Lesson Activities

Choose from the following ideas to introduce, illustrate, and apply this week's lesson.

AGES 3-5



INTRODUCE

ACCESS TO GOD: HEALING FROM SIN

Put a first-aid kit or box of adhesive bandages behind a locked door. Have a few children stand in front of the locked door and tell them that inside the door is a first-aid kit. Have them try to open the door. Ask them what they would do if there was an emergency and they needed to get the first aid kit. They would need a key. Tell them that we all have an emergency. We all are sick with sin. Plus, our very sickness keeps us from getting to God. The good news is that Jesus' death paid for sin and gives a believer access to God. Jesus' death is the key to our access to God. In today's lesson, we are going to see how Jesus' death on the cross gave us access to God.

CROSS CENTER

Bring several different crosses to class. Talk about how people in Jesus' time were put on a cross to die. Usually, robbers and murderers were put on crosses as punishment. In today's Bible lesson, someone who did nothing wrong is put on the cross. Do you know who that is?



ILLUSTRATE

THE EVENTS OF THE CRUCIFIXION

Set up three areas with different teaching aids that teach about the events of the crucifixion. Visit each station with the children, teaching the different parts of the lesson at each stop. Some examples include:

Table 1: Lay out a whip, purple/scarlet fabric, and long thorns (Matt 27:26-31).

Table 2: Vinegar, garments of clothing, long spikes, pictures of criminals, and a cross (Matt 27:32-44).

Table 3: A cup of vinegar, torn purple cloth, and small rock. Turn off the lights to illustrate the darkness (Matt 27:45-54).

A SUBSTITUTE FOR SIN: THE LAMB OF GOD

Before class, cut out dark colored circles on construction paper. Give each child one or more of these circles with double sided tape on the back. Tell the children that this represents their sin. Explain that the Bible says that the only way we can get rid of our sin is to give it to Jesus, the Lamb of God who takes away the sin of the world (John 1:29). Pull out a stuffed, white lamb and show it to the children. Invite them to come up and place their sin on Jesus, the Lamb of God.




APPLY

COLOR AND SCRATCH CROSS

Materials: White cardstock, colored pencils, and crayons.

Directions: Have children color bright colors with colored pencils onto a sheet of white cardstock. Cover the entire sheet with a thick layer of black crayon. Scratch off black crayon in the form of a cross. Explain to children the darkness of sin opposed to the glorious reality of Christ's sacrifice.



TEACH THE BIBLE LESSON

Jesus endures the cross • Matthew 26:57–27:2, 11–66



AGES 6–8



INTRODUCE

BIG SIN, BIG PUNISHMENT: WHY JESUS HAD TO DIE

Guide children through the following discussion. If a man steals a car, what should happen to him? He should go to jail. If a man steals the president's car, what should happen to him? He should go to jail even longer. The president is a very important man and has a very important job. If someone commits a crime against the president, he gets a very large punishment. If we try to steal something from God, what kind of punishment should we get? A huge punishment—eternity in hell. Because God is infinitely great and holy, any sin we commit is infinitely great. This is why Jesus needed to die for sin. Only God's Son could pay a big enough penalty to cover our sin.

BORN TO DIE

Ask the children what they would like to do for a job when they get older. Tell them that some people know from a very young age what they want to do. Explain that Jesus had a very specific purpose and reason for coming to earth: He was born to die on the cross to pay sin's penalty.



ILLUSTRATE

ACCESS TO GOD: VEIL TORN IN TWO

Put up a large sheet (or piece of butcher paper) across a door in the classroom. As you begin the lesson, tell the children that this represents the veil in the temple. The veil inside the temple separated the priests from the presence of God in a room called the Holy of Holies. The veil in the temple was six inches thick and 30 feet wide. The veil was a visible symbol that man was separated from God. The moment Jesus died, there was a great earthquake. God split the curtain of the temple from top to bottom. At the appropriate time in the lesson, cut the sheet in half from top to bottom. This symbolized that now all people, not just priests, had access to God.

COVERED IN CHRIST'S RIGHTEOUSNESS

Jesus' death on the cross did more than simply pay the penalty of sin. When a sinner trusts Jesus for salvation, the righteousness of Jesus (His perfect life) is credited to him (2 Cor 5:21). Illustrate this by wrapping your coat (the righteousness of Christ) around a child. Explain that in God's sight those who trust Christ are righteous.



APPLY

JESUS DIED FOR SINS

Materials: Paper plate, red and tan cardstock, green construction paper, scissors, and glue.

Directions: Using a nine-inch paper plate, cut halfway around the inside rim of the plate. Fold this section forward. Cut one large cross from red cardstock and two smaller crosses from tan cardstock. Glue the crosses to the plate as shown in the picture below. Cut or tear pieces of green construction paper and glue on the plate for grass.



AGES 9–11



INTRODUCE

SINFULNESS OF SIN

In the past two lessons, we have seen many different people sin against Jesus. Ask the children what sinful actions of Bible characters they remember from previous lessons. Examples might include the money changers in the temple, the priests and Pharisees rejecting Jesus, Judas betraying Jesus, Peter denying Jesus, and the disciples falling asleep and not praying with Jesus. Ask the children whether those sins need to be punished. Then ask them if they have sinned and if their sin needs to be punished. Today, we will learn about Jesus dying as punishment for sin.

CROWN OF THORNS

Ask the children what kind of a person wears a crown. Their answers will probably include things like: a king, royalty, someone powerful, etc. Then pull out a large thorn (or crown of thorns). Ask the children what kind of a person wears a crown made of thorns? Tell them that Jesus, the king of the universe, allowed His sinful creation to put a crown of thorns on His head. Explain Jesus' purpose in doing this: To save His people from their sin.



ILLUSTRATE

THE SUBSTITUTE

Jesus died as the substitutionary atonement for our sins. Illustrate this by explaining various everyday scenarios that involve a substitute. For example, if their teacher is ill, they may have a substitute teacher for that day. If a member of their sports team gets injured, a substitute will fill in for him and take his place. An activity would also be useful. Pin something onto the wall, higher than what they can reach. Tell them that if they are unable to reach it themselves, they may ask anyone to do it for them. They will most likely ask one of the teachers. The teacher is their substitute. A substitute is someone who does something that you are unable to do, in your place and on your behalf.

NAIL

Bring a large nail to class. As you show it to the children, explain that it's natural to think about the tremendous physical pain that Jesus endured on the cross. However, the abandonment and despair that Jesus felt at the outpouring of God's wrath on Him as sin-bearer would have been much more severe.



APPLY

RECONCILED WHILE ENEMIES

Ask the children if they know of any stories about someone giving or risking their life to save someone else. Tell the children that you know the most amazing story of all—the story of Jesus giving His life to save His enemies. Read Romans 5:6–10 together as a class. Ask the children if they know who Jesus' enemies are. Explain that anyone that hasn't trusted Jesus for salvation is Jesus' enemy. However, Jesus died for His enemies (sinners) so that they might be brought back into friendship and fellowship with God.



EASTER LESSON 4

Jesus rises from the dead

MATTHEW 28:1-20



God raised Jesus from the dead.



“But the angel said to the women, ‘Do not be afraid, for I know that you seek Jesus who was crucified. He is not here, for he has risen, as he said. Come, see the place where he lay’” (Matt 28:5–6).

Supporting Truths

1. Jesus was raised from the dead.
2. Jesus’ resurrection proved His victory over death.
3. Jesus’ resurrection proved His victory over sin.
4. Since God exalted Jesus, everyone must confess Him as Lord.
5. Jesus ought to be worshiped because God raised Him from the dead.

Objectives

1. Describe how the women responded to Jesus when they saw Him.
2. Explain how the resurrection proved Jesus’s victory over death.
3. Explain how the resurrection proved Jesus’s victory over sin.
4. Describe the different responses to Jesus’s resurrection.
5. Describe how the disciples were to make disciples of the nations.



Lesson Summary

Jesus was crucified and buried, but death could not hold the Son of God. On the third day, God demonstrated Jesus' victory over sin and death by raising Him from the dead. As the women went from the tomb to tell the disciples, Jesus appeared to them and they worshiped Him. But the religious leaders denied His resurrection and refused to worship Jesus. When Jesus met with His disciples they worshipped Him, and Jesus gave them an assignment: He commanded them to make disciples of all the nations.

Spotlight on the Gospel

God the Father raised Jesus from the dead in order that He would be worshiped. Believers are called to offer their very lives as worship because of Jesus' sacrificial death on the cross (Rom 12:1). One day, everyone will confess that Jesus is King to the glory of God the Father (Phil 2:9-11). Having heard the truth concerning Jesus resurrection, we must not, like the religious leaders, deny it. Only Jesus' resurrection can secure our victory over sin and death.

TWO WEEKS AGO



Judas betrays Jesus
Matthew 26:1-16;
47-56; 27:3-10

LAST WEEK



Judas betrays Jesus
Matthew 26:1-16;
47-56; 27:3-10

THIS WEEK



Jesus rises from the dead
Matthew 28:1-20

Lesson Commentary

God raised Jesus from the dead.

Matthew wrote his Gospel to show that Jesus Christ was Israel's long-awaited King and Messiah. He began his book by establishing that Jesus was the fulfillment of messianic prophecy. But by the end of the book, it's clear that Israel had rejected her promised King. The religious leaders rejected Jesus as the Messiah, the nation rejected Him as their King, and even His disciples had abandoned Him. In Matthew 27:26–56, Jesus was crucified on a cross. He was laid to rest in a tomb, but the grave could not hold him because Jesus is king over life and death.

An angel announced that the King was alive (28:1–8)

Early Sunday morning, Mary Magdalene and the other Mary (mother of James the Less) went to the tomb bringing spices for Jesus' burial (28:1). As they approached the tomb there was a great earthquake and an angel came down from heaven. This was the second earthquake associated with Jesus' death (cf. 27:51). The angel moved the stone that covered the tomb and sat on top of it, allowing the women and the apostles to enter in (28:2, 6). The angel had an appearance like lightning and clothes as white as snow (28:3). The guards watching over the tomb shook with fear and became like dead men (28:4).

The angel told the women not to be afraid. He knew why the women were at the tomb, and told them that Jesus had risen from the dead (28:5–6), just like He had said He would (Matt 12:40; 26:61). The angel then told the women to go

and tell the disciples what had happened (28:7). Upon hearing this news, the women hurried back to the disciples (28:8). They were full of fear and joy because of the news that they had heard. The resurrection of Christ should fill believers with awe and joy because it declares that Jesus is “the Son of God in power” (Rom 1:4) and it provides them with a living hope (1 Pet 1:3). **Resurrection** means to come back to life after being dead. Therefore, because the King lives, we ought to worship Him as King of our lives.

King Jesus appeared to the women and received their worship (28:9–10)

As the women hurried to tell the disciples the good news, Jesus appeared to them on the way. The women recognized Him and worshiped Him at His feet (Matt 28:9). **Worship** means to display ones love and commitment by actively giving praise, honor, and adoration. In that moment they understood the reality of their Savior's resurrection, and they could do nothing else. They knew with certainty that Jesus was the Messiah, the divine Son of God. They did what every person will eventually do—bowed low and worshiped the King. God has exalted Jesus through the resurrection “so that at the name of Jesus every knee should bow, in heaven and on earth and under the earth, and every tongue confess that Jesus Christ is Lord, to the glory of God the Father” (Phil 2:10–11). Jesus again repeated the angel's message that they were to give a message to the disciples to leave for Galilee and that He would see them there (Matt 28:10).

The resurrection is not only amazing on a physical level, but is also evidence of other important truths. It is evidence that God's Word is true. Everything Jesus said was accomplished just as He predicted. It also shows that Jesus is truly the Son of God, and that He controls both life and death. The resurrection is evidence that salvation has been accomplished, God having accepted Jesus' sacrifice as sin bearer. And finally, it is evidence of a future resurrection for believers (1 Cor 15:23). The only response that we can offer, like the women, is worship.

The Jewish leaders denied the truth of the resurrection (28:11–15)

As the women hurried to tell the disciples of Jesus' resurrection, some of the soldiers hurried to tell the chief priests what had happened (Matt 28:11). The chief priests commanded them to say that it was the disciples who came and stole the body during the night (28:12–13). These soldiers were stationed at the tomb under Pilate's order and could have been



THINK ABOUT IT

The resurrection of Jesus Christ is the single greatest event in the history of the world.

THINK ABOUT IT

If there were no resurrection there would be no hope, no joy, and ultimately no salvation.



STUDY THE BIBLE LESSON

Jesus rises from the dead • Matthew 28:1–20



THINK ABOUT IT

The first sermon preached on the day the church was born focused on the reality of Christ's resurrection (Acts 2:24-36).

win him over and protect their lives (28:14). The soldiers went out and did as they were instructed, spreading the lie that Jesus' body had been stolen (28:15).

Although the religious leaders knew that Christ said He would rise on the third day (27:63), and even though they had heard the firsthand accounts of the unbiased soldiers, they refused to accept Jesus' resurrection. No miracle, not even Jesus' resurrection, could bring these religious leaders to worship Jesus Christ. Today we do not see the miracles of Jesus' earthly ministry, but we read the truth contained in His word. The Word calls us to submit to Christ and to worship Him as our King. Even though we do not see Him, we must "believe in him and rejoice with joy that is inexpressible and filled with glory, obtaining the outcome of [our] faith, the salvation of [our] souls" (1 Pet 1:8–9).

King Jesus commanded His disciples to tell the nations about Him (28:16–20)

After hearing the news, the disciples followed Jesus's instructions and proceeded to Galilee to the mountain Jesus had designated (Matt 28:16). Yet even after seeing Jesus, some were still doubtful (28:17). But Jesus came up and spoke to them, telling them to "Go therefore and make disciples of all nations, baptizing them in the name of the Father and of the Son and of the Holy Spirit, teaching them to observe all that I have commanded you" (28:18–20a).

Jesus' main command was to make disciples. A **disciple** of Jesus is a loyal follower and learner of Christ. He gave

killed if news of their failure were to reach Pilate's ears. The chief priests and elders gave the soldiers a large sum of money in order to convince them to perpetuate the lie concerning Jesus' body. They also promised the soldiers that if the governor were to suspect anything that they would

three specifics for making disciples: (1) going; (2) baptizing; and (3) teaching. The first requirement refers to not waiting for the world to come to their door. The disciples were to take the message of Jesus to the world. The disciples needed to go, and having gone, Jesus commanded them to baptize and to teach. Baptism does not save, but is an outward act of identification with Jesus. It is a public testimony that one belongs to Jesus' kingdom. The third requirement for making disciples is teaching them to obey all that Jesus commanded. The job of evangelism does not end with conversion. The disciples of Jesus were to be taught to obey Jesus from the heart. We cannot claim Jesus as our Savior and refuse to obey Him as our Lord.

Jesus ended the Great Commission with one last encouragement, saying, "and lo, I am with you always, to the end of the age" (28:20). The disciples had nothing to fear, for Jesus, the omnipotent Savior, would always be with them, strengthening them to accomplish this command. Here is a tender reminder of the beginning of Matthew's Gospel. Immanuel, which means, "God with us" (1:23), will be "with" us until He returns to judge the world and establish His earthly kingdom. This promise of power is for the believer until Jesus returns.

In Matthew 28, God vindicated His Son. The resurrection of Jesus proves that He is the King and that He is worthy of our worship. Believers are called to offer their very lives as worship because of Jesus' sacrifice for sinners (Rom 12:1). One day everyone will confess that Jesus is the King, to the glory of God the Father (Phil 2:9–11). What about you? What do your words and actions reveal concerning your response to the risen Lord? Have you received the message of Jesus' resurrection with fear and joy? Or, like the religious leaders, have you denied God's revelation concerning His Son?

THINK ABOUT IT

Christ provides His never-ending presence to the Church as the greatest resource it needs to fulfill its greatest mission.



Lesson Outline

God raised Jesus from the dead.



AGES 3–5 LESSON OUTLINE

1. An angel told the women Jesus was alive (28:1–8).
2. Jesus appeared to the women, and they worshiped Him (28:9–10).
3. The Jewish leaders did not believe Jesus was alive (28:11–16).
4. Jesus told His disciples to tell everyone about Him (28:17–20).



AGES 6–11 LESSON OUTLINE

1. An angel announced that the King was alive (28:1–8).
 - Early Sunday morning, women went to the tomb expecting to see Jesus' body (28:1).
 - There was a great earthquake when an angel came and rolled back the stone (28:2–4).
 - The angel announced that Jesus was alive (28:5–8).
2. King Jesus appeared to the women and received their worship (28:9–10).
 - Jesus appeared to the women, and they worshipped Him (28:9).
 - Jesus commanded them not to be afraid and to go tell the disciples to meet Him in Galilee (28:10).
3. The Jewish leaders denied the truth of the resurrection (28:11–15).
 - The soldiers went to tell the religious leaders what happened (28:11).
 - The religious leaders paid the soldiers to lie about the resurrection (28:12–16).
4. King Jesus commanded His disciples to tell the nations about Him (28:16–20).
 - Jesus met His disciples and they worshiped Him, but some doubted (28:16–17).
 - Jesus commanded them based on the authority the Father had given Him as King (28:18).
 - Jesus commanded His disciples to make disciples by going to the nations, by baptizing them, and by teaching them to obey Jesus (28:19–20a).
 - Jesus comforted His disciples, promising that His presence would go with them (28:20b).





Lesson Questions

Use these questions to teach or to review this week's lesson.



Ages 3-5 Lesson Questions

- 1. What happened when the two Marys came to see Jesus' body?**
There had been a great earthquake, and an angel appeared and rolled away the stone door.
- 2. What did the angel tell the women?**
He told them that Jesus was not in the tomb. He had risen.
- 3. What did Jesus command His disciples before He ascended to heaven?**
Jesus told them to share the good news of salvation.
- 1. What did Jesus promise the disciples?**
Jesus promised that He would always be with them.



Ages 6-11 Lesson Questions

- 1. When did the women return to Jesus' tomb?**
On Sunday morning, they came to the tomb because the Sabbath had now passed, and they were allowed to go to the tomb.
- 2. What other events happened as the women went to the tomb?**
An angel came to the tomb, rolled back the stone that covered the tomb. The men guarding the tomb became like dead men.
- 3. What did the angel of the Lord tell the women?**
The angel told the women: (1) do not be afraid; (2) Jesus is not here but risen; (3) go tell His disciples; (4) He will meet you in Galilee.
- 4. Who met the women as they were going to the disciples?**
Jesus met the women as they were running back to the disciples. When they saw Jesus, they worshiped Him because they knew that He had truly risen from the dead.
- 5. How did the religious leaders respond to the soldiers' story?**
The religious leaders paid the soldiers to say that the disciples came and stole the body during the night.
- 6. Did the soldiers take the money?**
Yes. The soldiers went out and did as they were instructed. The message that Jesus' body was stolen was told throughout the land among the Jews.
- 7. What did Jesus command the disciples to do?**
He commanded them to make disciples by going, baptizing, and teaching.
- 8. Whose name were the disciples suppose to baptize in?**
In the name of the Father, the Son, and the Holy Spirit. The Son and the Spirit are co-equal with the Father in authority.

Lesson Activities

Choose from the following ideas to introduce, illustrate, and apply this week's lesson.

AGES 3–5



INTRODUCE

NOW THE GOOD NEWS

Tell the children that you are going to share some wonderful news with them. Play a game of telephone by whispering, “Jesus Christ is risen” into a child’s ear, and have him pass it along until the last child gets to announce the news in a regular voice. Explain that in today’s lesson, we will learn all about the good news of Jesus Christ’s resurrection and how Jesus commanded us to spread the news.

STILL IN YOUR SINS

Bring in a small bucket of water and put in several drops of dark food coloring. Stir it until the water is very black. Then, put an inexpensive doll or action figure into the water. Tell the children that the dark water represents sin. We are like the doll in the water. The wages of sin is death (Rom. 6:23), but Jesus died for sin (Rom. 5:8). He proved that He was good enough and great enough to pay for all our sins by dying and rising again. Read 1 Corinthians 15:17. If He did not rise from the dead, we would still be in our sins, just like the doll in the bucket of black water.



ILLUSTRATE

EMPTY-TOMB SET

Reenact the story of the resurrection. Paint several pieces of butcher paper to make a wall-size mural of a tomb. You can purchase a 4x8-foot piece of foam at a local hardware store to make the shape of the stone that was in front of the tomb. Dress several children as characters, and reenact the story as you teach the Bible lesson.

ALL THE COOKIES

When it is snack time, give one child all the cookies. Ask that child to share the cookies with everyone in the class. Compare sharing the cookies with sharing the good news. Talk about Jesus Christ and His instructions in the Great Commission to go and tell other people. Ask children whom they can tell about the story today.



APPLY

THE RESURRECTION OF CHRIST

See *Year 1 Craft Book, Book 2*.

Materials: Craft sheet, cardstock, white pipe cleaner, yarn, paper clip, tape, crayons, scissors, and glue.

Directions: Pre-cut the pictures from the craft sheet. Have children color the pictures. Glue the tomb and tree, women, and the guard to a sheet of cardstock. Trim an inch off the end of a pipe cleaner and tape it to the cardstock an inch above the tomb. Bend straight one turn of a large paper clip and tape the straight piece to the back of the rock and connect the paper clip to the pipe cleaner. Tape one end of a piece of yarn to the back of the angel and then tape the other end to the back of the sheet of cardstock so that the angel can flip over the top and hang down to the rock.

The Resurrection of Christ
See *Year 1 Craft Book, Book 2*.



TEACH THE BIBLE LESSON

Jesus rises from the dead • Matthew 28:1-20



AGES 6-8



INTRODUCE

IMPOSSIBLE FOR MAN, ACCOMPLISHED BY GOD

Take a picture of a man, tear it into tiny pieces, and place it in a bag. Explain that this represents Jesus' death on the cross. Ask the children whether it would be possible to put a hand in the bag and pull the picture out whole and restored. But that is exactly what God did. Have an identical, whole picture hidden against the side of the bag. Pull this picture out, to their amazement. Explain that this is only an illusion, a trick, but that God actually raised Jesus from the dead and gave Him a new, glorified body.

A BOXED TOMB

Wrap a doll in cloth and place it in a box. Close the box and seal it with packing tape. Post a guard, either by drawing men on the box or by using paper people or other dolls. This will help the children visualize what the chief priests and Pharisees did by making "the tomb secure by sealing the stone and setting a guard." (Matt. 27:66). Emphasize that it is impossible for the doll to get out without a miraculous display of divine power.



ILLUSTRATE

WITH YOU ALWAYS

Invite the children to take a deep breath (and let it out). Breathing is what keeps us alive, keeps our bodies working. But did you see the air that you breathed? No; but it is there. And you breathe all the time. In a similar way, we cannot see Jesus, but He is always with us. God the Son asked God the Father to send God the Holy Spirit to be with us, to guide us, to comfort us, and to convict us when we sin.

THE STAIN OF SIN

Mix a couple drops of dark food coloring into a glass of water. Invite one child to put the tip of his finger into the water. Then ask him to rub the stain off his finger (he won't be able to do this). Tell the class that this dark stain represents the stain of sin in each of our lives. But Jesus died for sin (Rom. 5:8). Read 1 Corinthians 15:17. If He did not rise from the dead, we would still be in our sins, just like the tip of the volunteer's finger.




APPLY

MAKING NEWS

See Year 1 Craft Book, Book 2.

Materials: Craft sheets, white butcher paper, black marker, crayons, scissors, and glue.

Directions: Have children color and cut out the pictures and the word boxes from the craft sheets. Organize the story of the crucifixion, burial, resurrection, and post-resurrection appearance on a sheet of butcher paper. Glue pictures alongside the verses that describe the main ideas being expressed. Add black marker squiggle lines to fill in the empty space with extra "text."



*Making News
See Year 1 Craft Book, Book 2.*

AGES 9–11

**ONLY GOD CAN DO THAT**

Bring in a dead branch to class. Have the children take turns telling the branch to grow flowers or leaves. You may even tell them to talk louder because the plant may not have heard. Tell the class that once things are dead, men cannot bring them back to life. Only God can do that. Today we are going to hear about somebody rising from the dead. Can you guess who rose from the dead? Yes, Jesus did. God raised Him from the dead.

RESURRECTION

Have the children look up 1 Corinthians 15:1–19. Read this passage as a class and answer these questions: Who saw Jesus after He rose from the dead? Why is the resurrection important?

**IMPOSSIBLE FOR MAN, ACCOMPLISHED BY GOD**

Bring various objects of different weights to class. Have the children try to lift the objects. One object should be too heavy for any of them to move. Explain that there are many things we can do and accomplish, and some people can do more than others. However, the resurrection was something so great that it could be done only by God. By raising Christ from the dead, He testified to His power, His victory over sin and death, and He gave us hope.

AN ACCEPTABLE SACRIFICE FOR SIN

God accepted Jesus' sacrifice for sin. We can be sure about this because God raised Him from the dead. Show the children a receipt. Ask them what the receipt proves. It proves that your payment was accepted. Like a receipt, Jesus' resurrection proves that His payment for sin was accepted by God. His resurrection also serves as a down payment, guaranteeing the future resurrection of every Christian (1 Cor 15:23).

**RESPONSES TO THE RESURRECTION**

Ask the children to look through the passage on the resurrection in Matthew 28. Have them describe the reaction of the high priests, the guards, the women, and the disciples. Have them evaluate which were the best and which were the worst responses. Ask them which example they should follow and why.