



**THINGS YOU MIGHT SEE
ON A HIKE IN THE WOODS**


<input type="checkbox"/>	1	_____
<input type="checkbox"/>	2	_____
<input type="checkbox"/>	3	_____
<input type="checkbox"/>	4	_____
<input type="checkbox"/>	5	_____
<input type="checkbox"/>	6	_____
<input type="checkbox"/>	7	_____
<input type="checkbox"/>	8	_____
<input type="checkbox"/>	9	_____
<input type="checkbox"/>	10	_____



**THINGS YOU MIGHT
COOK ON A CAMPFIRE**

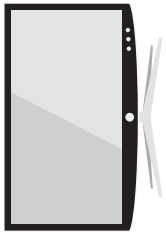
<input type="checkbox"/>	1	_____
<input type="checkbox"/>	2	_____
<input type="checkbox"/>	3	_____
<input type="checkbox"/>	4	_____
<input type="checkbox"/>	5	_____
<input type="checkbox"/>	6	_____
<input type="checkbox"/>	7	_____
<input type="checkbox"/>	8	_____
<input type="checkbox"/>	9	_____
<input type="checkbox"/>	10	_____

What to Do:
Print on paper and cut apart, one set for each Small Group.



THINGS YOU MIGHT PACK FOR A CAMPING TRIP

- 1 _____
- 2 _____
- 3 _____
- 4 _____
- 5 _____
- 6 _____
- 7 _____
- 8 _____
- 9 _____
- 10 _____



THINGS YOU MIGHT MISS WHILE CAMPING

- 1 _____
- 2 _____
- 3 _____
- 4 _____
- 5 _____
- 6 _____
- 7 _____
- 8 _____
- 9 _____
- 10 _____



What to Do:
Print on paper and cut apart, one set for each Small Group.

**THINGS YOU MIGHT
SEE AT A LAKE**



1 _____

2 _____

3 _____

4 _____

5 _____

6 _____


7 _____

8 _____

9 _____

10 _____

**THINGS YOU MIGHT
PUT INTO A TENT**



1 _____

2 _____

3 _____

4 _____

5 _____

6 _____

7 _____

8 _____

9 _____

10 _____

What to Do:
Print on paper and cut apart, one set for each Small Group.



What to Do:
Print on paper, one for each Small Group.

"Poison Ivy" Activity Page
February 2024, Week 3, Preteen Small Group
©2023 The reThink Group, Inc. All rights reserved.