

I'm made of wax, but I'm not a crayon.  
I get shorter the more I'm used, but I'm not a pencil.  
I light up a room, but I'm not a flashlight.  
I'm often found on a birthday cake, but I'm not icing.  
What am I?  
(*birthday candles*)

I'm colorful, but I'm not a rainbow.  
I'm hunted for, but I'm not an animal.  
I sometimes contain chocolate, but I'm not an advent calendar.  
I'm sometimes painted, but I'm not hung on a wall.  
What am I?  
(*Easter eggs*)

I sparkle and shine with lights so bright,  
Ornaments hanging, a festive sight.  
Topped with a star, I stand so tall,  
In December's spotlight, I bring joy to all.  
What am I?  
(*Christmas tree*)

I bring two together, a promise to keep  
An exchange of vows, love true and deep.  
With rings on fingers, a union complete,  
In joyous celebration, two hearts beat.  
What am I?  
(*wedding*)

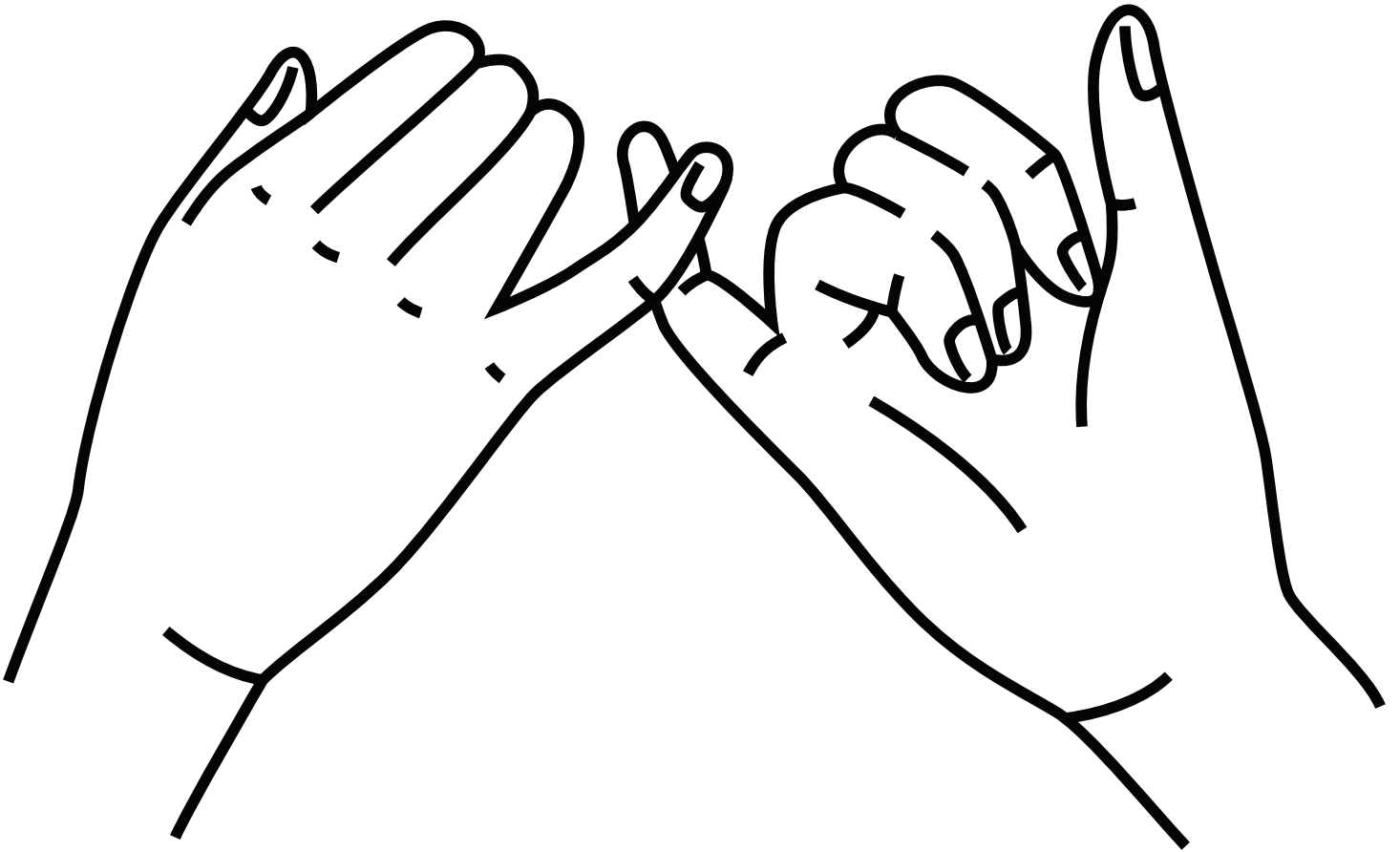
The last bell rings, summer's near,  
Books are closed, and friends are dear.  
No more homework, the tests are through,  
Guess what's coming? Hint: It's not school!  
(*school break*)



---

**What to Do:**  
Print on paper, one set for each Small Group.

**"Station Pictures" Activity Page**  
June 2024, Week 2, Small Group 2-3  
©2024 The reThink Group, Inc. All rights reserved.



---

**What to Do:**  
Print on paper, one set for each Small Group.

**"Station Pictures" Activity Page**  
June 2024, Week 2, Small Group 2-3  
©2024 The reThink Group, Inc. All rights reserved.



---

**What to Do:**  
Print on paper, one set for each Small Group.



**What to Do:**  
Print on paper, one set for each Small Group.

# CHECKLIST

~~~~~

~~~~~

~~~~~

~~~~~

~~~~~


**What to Do:**  
Print on paper, one set for each Small Group.



---

**What to Do:**  
Print on paper, one set for each Small Group.

**"Station Pictures" Activity Page**  
June 2024, Week 2, Small Group 2-3  
©2024 The reThink Group, Inc. All rights reserved.



---

**What to Do:**  
Print on paper, one set for each Small Group.

**"Station Pictures" Activity Page**  
June 2024, Week 2, Small Group 2-3  
©2024 The reThink Group, Inc. All rights reserved.





---

**What to Do:**  
Print on paper, one set for each Small Group.

**"Station Pictures" Activity Page**  
June 2024, Week 2, Small Group 2-3  
©2024 The reThink Group, Inc. All rights reserved.



---

**What to Do:**  
Print on paper, one set for each Small Group.

**"Station Pictures" Activity Page**  
June 2024, Week 2, Small Group 2-3  
©2024 The reThink Group, Inc. All rights reserved.

**Clue # 1:** "In the beginning, God created this."  
Station Picture: world/earth  
Review Question: "What did God create in the beginning?"  
**Answer:** *the world*

**Clue # 2:** "No matter what, you will do what you said you would."  
Station Picture: pinky promise  
Review Question: "Who did God promise to bless the whole world through?"  
**Answer:** *Abraham*

**Clue # 3:** "Use this to carry your clothes when traveling."  
Station Picture: suitcase  
Review Question: "What did God provide while the Israelites were traveling in the wilderness so that they would feel safe and connected to God?"  
a) suitcases b) laws  
c) animals"  
**Answer:** *b) laws*

**Clue #4:** "Every good party has some of these."  
Station Picture: party decorations  
Review Question: "In the words God gave Moses, what did God tell the Israelites to plan throughout the year?"  
**Answer:** *several big parties*

**Clue #5:** "Make one of these to not forget about something you need to do or shop for."  
Station Picture: list  
Review Question: "What were the celebrations supposed to remind the Israelites of?"  
**Answer:** *all that God has done*

**Clue #6:** "The opposite of sad."  
Station Picture: joyful face  
Review Question: "God told the Israelites to get in the habit of pausing to look around to see God's goodness because . . .  
a) God knew this would make them sad. b) God wanted them to feel guilty. c) God knew it would bring them joy."

**Answer:** *c) God knew it would bring them joy.*

**Clue #7:** "A king or queen wears this on their head."

Station Picture: crown  
Review Question: "Which king celebrated the Feast of Booths for two weeks?"

**Answer:** *King Solomon*

**Clue #8:** "Opposite of happy"  
Station Picture: sad face  
Review Question: "After ignoring God's laws for many years, what did the people do when Ezra read God's laws for the first time in many years?"


**Answer:** *cry/weep*

**Clue #9:** "An action that implies you have strong muscles."  
Station Picture: arms flexing  
Review Question: "Nehemiah encouraged the Israelites not to be sad because the joy of the Lord makes you a) strong, b) sad, or c) tired?"

**Answer:** *a) strong*



Reading



Running



Writing



Playing a sport



Riding a bike



Playing an instrument


**What to Do:**  
Print on cardstock and cut apart, one set for each Small Group.




Getting dressed



Learning to count



Catching a ball



Going to school



Crawling



Cleaning your room

Say the verse while dancing.

Say the verse while playing air-guitar.

Say the verse while pretending to play the drums.


Say the verse while pretending to play the piano.

Say the verse while jumping for joy!

Say the verse while doing jumping jacks.

Say the verse while singing into a pretend microphone.


Say the verse while giving high-fives.

**WEEK 1**

**We can have joy because of Jesus.**  
 Draw a picture of something that brings you joy!


2



**WEEK 2**

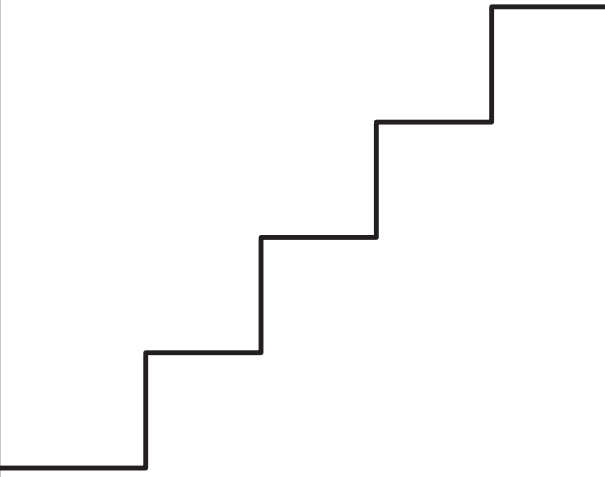
**Make a habit of choosing joy.**  
 Draw a picture that shows a habit you want to develop that can bring you joy.

3



**WEEK 3**

**Celebrate each step of the way.**  
 Think about new steps for new skills you have learned or tried recently. Write or draw about one on each step below.



4

**What to Do:**  
 Print on paper, cut apart, and staple together, one set for each kid.



**Find joy in what you see around you.**

**I can find joy when I SEE**

\_\_\_\_\_ •

**I can find joy when I HEAR**

\_\_\_\_\_ •

**I can find joy when I TOUCH**

\_\_\_\_\_ •

**I can find joy when I SMELL**

\_\_\_\_\_ •

**I can find joy when I TASTE**

\_\_\_\_\_ •



**There's always a reason to celebrate.**

**Draw or write about a situation that feels scary or uncertain.**

**What to Do:**

Print on paper, cut apart, and staple together, one set for each kid.

**"Joy Journal" Activity Page**

June 2024, Week 1-5, Small Group 2-3  
©2024 The reThink Group, Inc. All rights reserved.