





1. A bride and groom had a party to celebrate their wedding.




2. Jesus, his friends, the disciples, and His mom Mary were there.




3. They had special food and a special wedding drink.




4. Oh, no! They ran out of the special wedding drink.




5. Mary knew Jesus was God's Son so she asked Jesus to help.




6. Jesus turned six jars of water into special wedding drink!




1. A bride and groom had a party to celebrate their wedding.



2. Jesus, his friends, the disciples, and His mom Mary were there.




3. They had special food and a special wedding drink.



4. Oh, no! They ran out of the special wedding drink.



5. Mary knew Jesus was God's Son so she asked Jesus to help.



6. Jesus turned six jars of water into special wedding drink!

Today, your preschooler heard the Bible Story about the wedding at Cana (John 2:1-11). Use the enclosed story cards to do the following activities together:

- Story Sequencing - Line the cards up, as they happened in the story, while reading the story sentences on each card.
- Counting - Count the number of cards together. How many jars did Jesus use?
- Who's Who? - Ask your child to point to the different people from the story. (Bride & groom, Jesus, Jesus' disciples, and Mary)
- Talk About It - Say: Mary went to Jesus for help, and Jesus did something only He could do. Jesus helped the people have joy, and Jesus can help us have joy, too!

Today, your preschooler heard the Bible Story about the wedding at Cana (John 2:1-11). Use the enclosed story cards to do the following activities together:

- Story Sequencing - Line the cards up, as they happened in the story, while reading the story sentences on each card.
- Counting - Count the number of cards together. How many jars did Jesus use?
- Who's Who? - Ask your child to point to the different people from the story. (Bride & groom, Jesus, Jesus' disciples, and Mary)
- Talk About It - Say: Mary went to Jesus for help, and Jesus did something only He could do. Jesus helped the people have joy, and Jesus can help us have joy, too!

Today, your preschooler heard the Bible Story about the wedding at Cana (John 2:1-11). Use the enclosed story cards to do the following activities together:

- Story Sequencing - Line the cards up, as they happened in the story, while reading the story sentences on each card.
- Counting - Count the number of cards together. How many jars did Jesus use?
- Who's Who? - Ask your child to point to the different people from the story. (Bride & groom, Jesus, Jesus' disciples, and Mary)
- Talk About It - Say: Mary went to Jesus for help, and Jesus did something only He could do. Jesus helped the people have joy, and Jesus can help us have joy, too!

Today, your preschooler heard the Bible Story about the wedding at Cana (John 2:1-11). Use the enclosed story cards to do the following activities together:

- Story Sequencing - Line the cards up, as they happened in the story, while reading the story sentences on each card.
- Counting - Count the number of cards together. How many jars did Jesus use?
- Who's Who? - Ask your child to point to the different people from the story. (Bride & groom, Jesus, Jesus' disciples, and Mary)
- Talk About It - Say: Mary went to Jesus for help, and Jesus did something only He could do. Jesus helped the people have joy, and Jesus can help us have joy, too!

_____ 's

Story Cards

Wedding at Cana • John 2:1-11

_____ 's

Story Cards

Wedding at Cana • John 2:1-11

_____ 's

Story Cards

Wedding at Cana • John 2:1-11

_____ 's

Story Cards

Wedding at Cana • John 2:1-11

_____ 's

Story Cards

Wedding at Cana • John 2:1-11

_____ 's

Story Cards

Wedding at Cana • John 2:1-11

_____ 's

Story Cards

Wedding at Cana • John 2:1-11

_____ 's

Story Cards

Wedding at Cana • John 2:1-11

_____ 's

Story Cards

Wedding at Cana • John 2:1-11

_____ 's

Story Cards

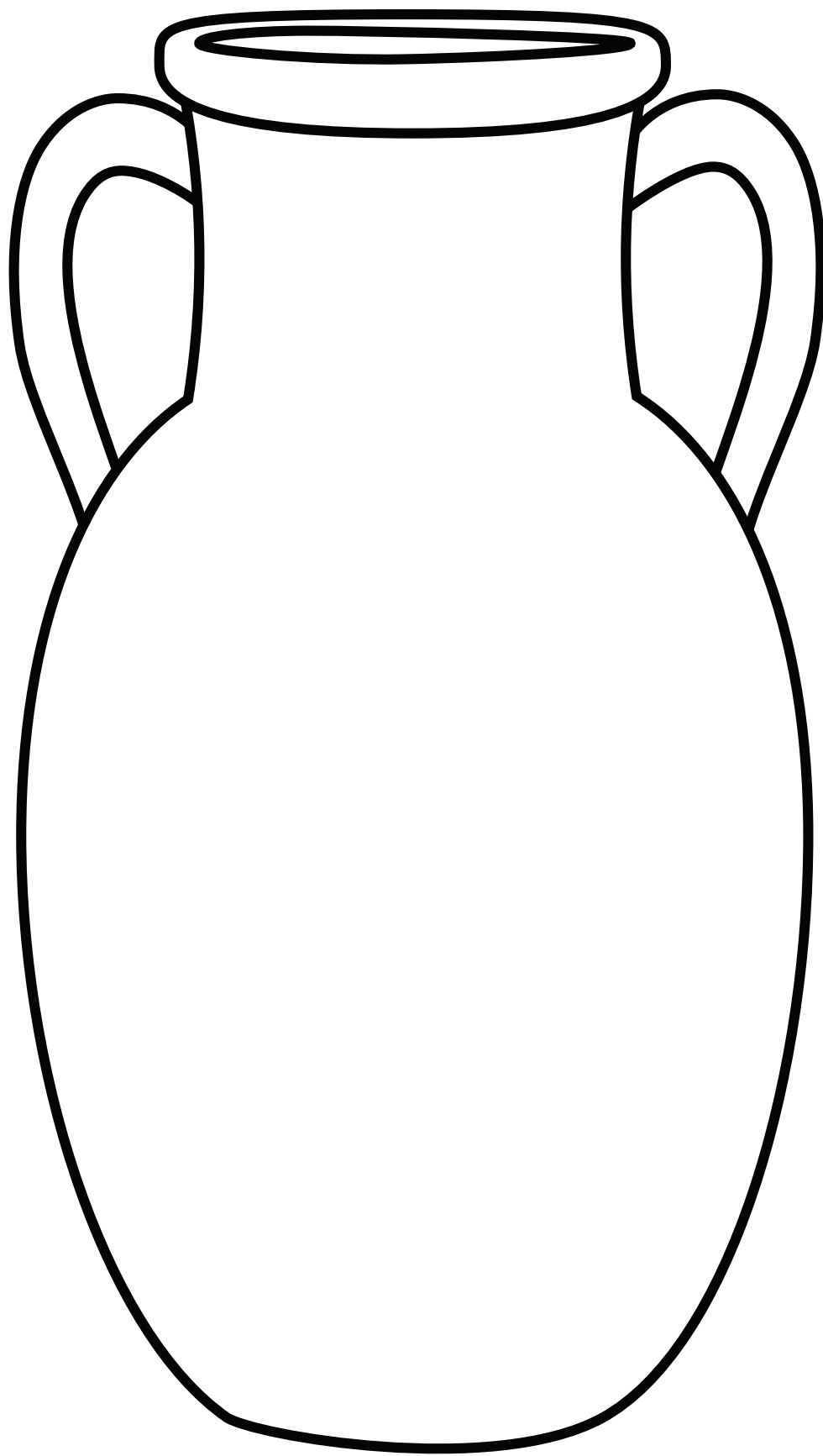
Wedding at Cana • John 2:1-11














Special Turn (1 of 2) • *Special Turn* • July Week 2
Copy on cardstock and cut. One set per child.

