




## I Am Known – God Knows My Real Thoughts

September 01, 2024

✓ This session has been customized by one of your church admins

Bible Story: The Pharisee and the Tax Collector (Luke 18:9-14)

Theme Verse: 1 John 3:20b

Agenda	
<b>1 - Huddle</b> All Leaders	🕒 30 Minutes
 <b>Team Time</b> Transition from Leaders to Team Time	🕒 0 Minutes
<b>2 - Connection Questions</b> Team Time Leader	🕒 0 Minutes
<b>3 - Make The Discovery — Younger Kids</b> Team Time Leader	🕒 10 Minutes
<b>4 - Duck, Duck, Animal — Younger Game</b> Team Time Leader	🕒 5 Minutes
<b>5 - Prayer Book — Younger Craft</b> Team Time Leader	🕒 5 Minutes
<b>6 - Full Circle — Theme Verse Activity</b> Team Time Leader	🕒 5 Minutes

## 7 - Activity Page

Team Time Leader

 5 Minutes


## 8 - Pickup Time

Team Time Leader

 0 Minutes

---

# 1 - Huddle

 Leaders




## Leader Tip

Huddle is a pre-service time for you to be equipped and encouraged in your ministry. Your ministry leader will celebrate with you, lead you, and pray for you. Read the Highlight of the Week (sent in your weekly email) to prepare for this time.

---

## 2 - Connection Questions

 Team Time

### Leader Tip



As kids arrive, assign them to a Color Team—Red, Yellow, Blue, Green, Purple, or Orange. Hyfi Kids Color Teams are a great way to help kids connect with others and feel like they belong to a group. Consider using one color team per grade level (Grades 1–6). If your ministry does not need all six teams, consider having leaders be teams (Older Kids Leaders and Younger Kids Leaders). Kids assigned to those Color Teams can cheer for teammates and participate in activities together.

Use these questions to help you get to know kids as they arrive. Ministry happens best through relationships. By spending this time with kids at the beginning, you will be able to make stronger connections as you begin teaching about how God knows them!

- What was the best part of your week?
- What do you like most about school?
- If you could go swimming or hiking today, which would you want to do?
- Which sport would you want to be super good at and why?
- If you could make an animal super small and keep it as a pet, which animal would you choose?

### 3 - Make The Discovery — Younger Kids

🕒 10 Minutes

📍 Team Time

#### Leader Tip



Use this time for side-by-side discovery-based learning. Kids are invited to participate and discuss, building relationships with each other and their leader. These questions are designed to help all kids—regardless of biblical knowledge or background—feel like they can contribute.

#### Make The Discovery — Younger Kids Script



#### Team Time Leader

🗨️ **What To Do:** Gather around as we have some “Real Talk” and answer some questions together. 🗨️

1. What is something you like to think about, and why do you think you like thinking about it? *(Allow kids to answer and share your own answer.)*
2. Have you or someone you know ever had an X-ray? What is the difference between what an X-ray picture shows and what God knows about you? *(You need an X-ray machine to see inside you, but God sees and knows everything without a machine. God knows our real thoughts.)*
3. The Bible tells us God knows our real thoughts. Let’s open our Bibles to **Luke 18:14** and read about it together. *(Invite kids to open their Bibles. Read the passage aloud or invite a kid who volunteers to read the passage aloud. Be sure to have Bibles available for kids who need one. Help kids find the passage so everyone can follow along together.)* What kinds of thoughts, words, attitudes, and actions do you think are the ones Jesus was talking about? What does it mean to be humble? *(Allow kids to answer and share your own answer.)*
4. God knows the real you. He knows your real thoughts, and He still forgives us for our wrong and sinful thoughts. What can you do when you have thoughts that aren’t pleasing to God? *(Ask God to forgive me.)*
5. The Bible tells us that we are known. Real Talk: God knows everything about you including your real thoughts. What is something you learned today? Is there anything you have questions about? *(Allow kids to answer and share your own answer.)* Let’s talk to God and pray. *(Lead the group in prayer. Consider using the following prayer prompt.)*

*God, thank You for allowing us to come and learn more about You today. Thank You for being a forgiving God, even when we don’t deserve it. Help us recognize and confess our sin, be humble, and follow You. Be with us as we continue to learn more about You. We love You. In Jesus’ name we pray, amen.*



---

## 4 - Duck, Duck, Animal — Younger Game

🕒 5 Minutes

📍 Team Time

Kids will play a version of the game “Duck, Duck, Goose.”

**Big Goal:** Know that God knows the real you.

**Leader Prep:** None

### Supplies

- No supplies needed



### Team Time Leader

**What To Do:** Today, we are going to play “Duck, Duck, Animal!” What are we going to play? (*Duck, Duck, Animal!*) The first thing we need to do to play this game is sit in a circle. Let’s see if you can sit in a circle in 3-2-1! Good job! Now, this game is just like “Duck, Duck, Goose,” except instead of saying, “goose” to tag someone, you are going to say a different animal. Whoever is *It* will walk around the circle, tapping teammates on the head, saying, “Duck, duck, duck.” When *It* is ready to choose the next person, say the name of any other animal like, “Shark!” or “Giraffe!” *It* and the tagged person must pretend to be that animal as they race around the circle to make it to the empty seat. Whoever makes it back first is safe and whoever doesn’t gets to be *It*. Are you ready to play “Duck, Duck, Animal”?

**Keep It Going:** Try playing, “Animal, Animal, Duck.” Kids pick a different animal to repeat and say, “Duck,” when they tag their friends. ”



### Leader Tip

Invite a new teammate to be *It*. Allow players to be *It* only three rounds in a row.





**Team Time Leader**

**“ Loud And Clear:** What was the name of this game? (*Duck, Duck, Animal!*) What were some of your favorite animals to pretend to be? (*Allow kids to answer.*) If you were sitting in the circle waiting to be tagged, did you know what animal would be called out? (*No!*) No way! We don't know each other's thoughts, but God does. God knows our silly thoughts about fun animals, our happy thoughts, our sad thoughts, and our wrong thoughts. He knows all our real thoughts and still loves us! Say, **“God knows my real thoughts!”** (*God knows my real thoughts!*) Isn't that great? **”**

---

## 5 - Prayer Book — Younger Craft

🕒 5 Minutes

📍 Team Time

Kids will create a prayer book using their hands.

**Big Goal:** Remember that God knows our thoughts and hears our prayers.

**Leader Prep:** Lay out supplies. Write *God knows my real thoughts* on the dry erase board.

1. Fold paper in half vertically, short sides touching.
2. Place your hand on the paper with your pinky finger on the fold.
3. Trace your hand.
4. Cut out your hand drawing. **Be careful not to cut the pinky side of the paper.** This will be the spine of your prayer book.
5. Decorate the outside of the “book.” Be sure to include your name and drawings on your cover.
6. Write *God knows my real thoughts* inside your book.

### Supplies

- Construction paper
- Markers or crayons (several)
- Child-safe scissors
- Dry erase board and marker
- “Prayer Book” Instructions and Example printable

## Prayer Book — Younger Craft Script



Team Time Leader

🗨️ **What To Do:** Today you will each make a “Prayer Book.” What are you making? *(A Prayer Book!)* First, fold your paper in half so the short ends touch. Now, turn your paper so that it looks like a book. Place a hand down on your paper, making sure that your pinky finger is next to the crease. Use a crayon or marker to trace your hand, going in between all your fingers. *(Allow kids to complete this step.)*

Now, cut out your hand drawing. You will *not* cut the side of the paper where your pinky is drawn. Where will you *not* cut? *(The side of the paper with the pinky!)* Once you have your hand cut out, you can decorate your book and write **God knows my real thoughts.** 🗨️

## Prayer Book — Younger Craft Script



Team Time Leader

🗨️ **Loud And Clear:** In today’s Bible story, the Pharisee and the tax collector were both praying. The Pharisee prayed and focused on how good *he* was, but the tax collector prayed and focused on how good *God* was. The tax collector recognized his sin and need for God, which helped him focus on God. We can pray by talking to God and focusing on Him. Whether we pray out loud, write a prayer in a book, or pray silently in our heads, God hears us, and He knows our real thoughts! 🗨️

---

## 6 - Full Circle — Theme Verse Activity

🕒 5 Minutes

📍 Team Time

Kids will pass a hula hoop from one person to the next while holding wrists.

**Big Goal:** Learn the Theme verse.

**Leader Prep:** Use the Theme Verse Poster, Theme Verse Slide, or write the Theme verse for the kids to see. *God is greater than our hearts, and he knows all things. 1 John 3:20b*

### Supplies

- Hula hoop
- Timer or stopwatch (optional)

## Full Circle — Theme Verse Activity Script



### Team Time Leader

🗨️ **What To Do:** Let's see how fast you can all get into a circle for our next activity. 3-2-1! Great job! This activity is called "Full Circle." Full what? (*Circle!*) We will work together to move this hula hoop from one person to the next without anyone letting go of each other's wrists. Everyone, say, "But wait, there's more!" (*But wait, there's more!*) As the hula hoop goes over your head, you must say one word of our Theme verse. Let's see if we can say the Theme verse and move the hoop full circle!

**Keep It Going:** Lay the hula hoop on the ground and have the kids make a train with their hands on the shoulders of the person in front of them. Challenge them walk the train over the hoop. When each kid steps in the hoop, they must say the next word of the Theme verse. Use the timer to see how quickly the team can move through the hoop and say the Bible verse. 🗨️



### Leader Tip

Help kids know which word comes next.



Team Time Leader

“**Loud And Clear:** Great job! You were able to go full circle, but now it’s time for some real talk. This Bible verse says that God knows all things. What things? *(All things!)* That’s right! God knows all things. He knows everything. He knows our names, He knows what we look like, and He even knows our thoughts. Say, “**God knows my real thoughts!**” (*God knows my real thoughts!*) God knows everything about us, even what we think, and still, He loves us and wants to have a relationship with Him. ”

---

## 7 - Activity Page

🕒 5 Minutes

📍 Team Time

**Big Goal:** Point to the Simple Truth and provide an opportunity for connection.

**Leader Prep:** Print copies of the activity page for each child. Set out the supplies.

### Supplies

- Activity Page
- Markers or crayons (several)

### Activity Page Script



**Team Time Leader**

🗣️ **What To Do:** This activity page helps us remember some big things we've learned about today. As you color and work on activities, talk to a friend about some of your favorite parts of our time together. 🗣️



### Leader Tip

**Leader Tip:** This is a great time to get to know the kids better. You can ask them what they remember about the Bible story, or you can remind them to have humble thoughts like the tax collector. He thought less of himself and more of God by recognizing his need for God's love and help. Remind them to have real talk with God because He knows our real thoughts.

## Activity Page Script



**Team Time Leader**

“ **Loud And Clear:** We won't always know our friends' real thoughts, but God will always know us. God knows our real thoughts, and He loves us no matter what! ”

---

## 8 - Pickup Time



Team Time



### Leader Tip

As kids leave, make sure they have their crafts and papers. Share with the person picking them up something positive you observed today. Invite them back next week.