

One night, a group of shepherds were in the field watching their sheep.

(Guide shepherds to pretend to care for their sheep. They can “pet” them, count them, etc.)

Suddenly, a brilliant light filled the sky!

(Cue one angel to come near shepherds.)

An angel of the Lord appeared to [the shepherds]! And the glory of the Lord shone around them.

[The shepherds] were terrified. (Luke 2:9, Nlrv)

(Guide shepherds to look afraid.)

The angel said, “Do not be afraid. I bring you good news. It will bring great joy for all the people. Today in the town of David a Savior has been born to you. He is the Messiah, the Lord.” (Luke 2:10-11, Nlrv)

The shepherds were amazed!

(Guide shepherds to look amazed.)

Then the angel said, “Here is how you will know I am telling you the truth. You will find a baby wrapped in strips of cloth and lying in a manger.” (Luke 2:12, Nlrv)

Suddenly, a large group of angels appeared with the first one.

(Guide other angels to come.)

They said, “May glory be given to God in the highest heaven! And may peace be given to those he is pleased with on earth!” (Luke 2:14, Nlrv)

And just like that, the angels disappeared.

(Guide angels to step away.)

The shepherds said, *“Let’s see this thing that’s happened!” (Luke 2:15, Nlrv)*

So the shepherds went on their way to Bethlehem . . .

(Guide shepherds to move towards your “Bethlehem.”)

. . . and found Mary, Joseph, and the Baby. The Baby was lying in a manger, an animal’s feeding trough, just as the angel had said.

(Guide the shepherds to kneel excitedly before Baby Jesus. Guide Mary and Joseph to smile.)

After the shepherds had seen Jesus, they hurried out into the streets of Bethlehem.

(Guide shepherds to move to the other side of the group area, joyfully.)

The shepherds were so filled with joy that they shared the good news about Jesus with everyone they met.

(Guide shepherds to say: “God sent a Savior! God sent a Savior!”)

God had chosen a few ordinary shepherds to share the most important message ever!

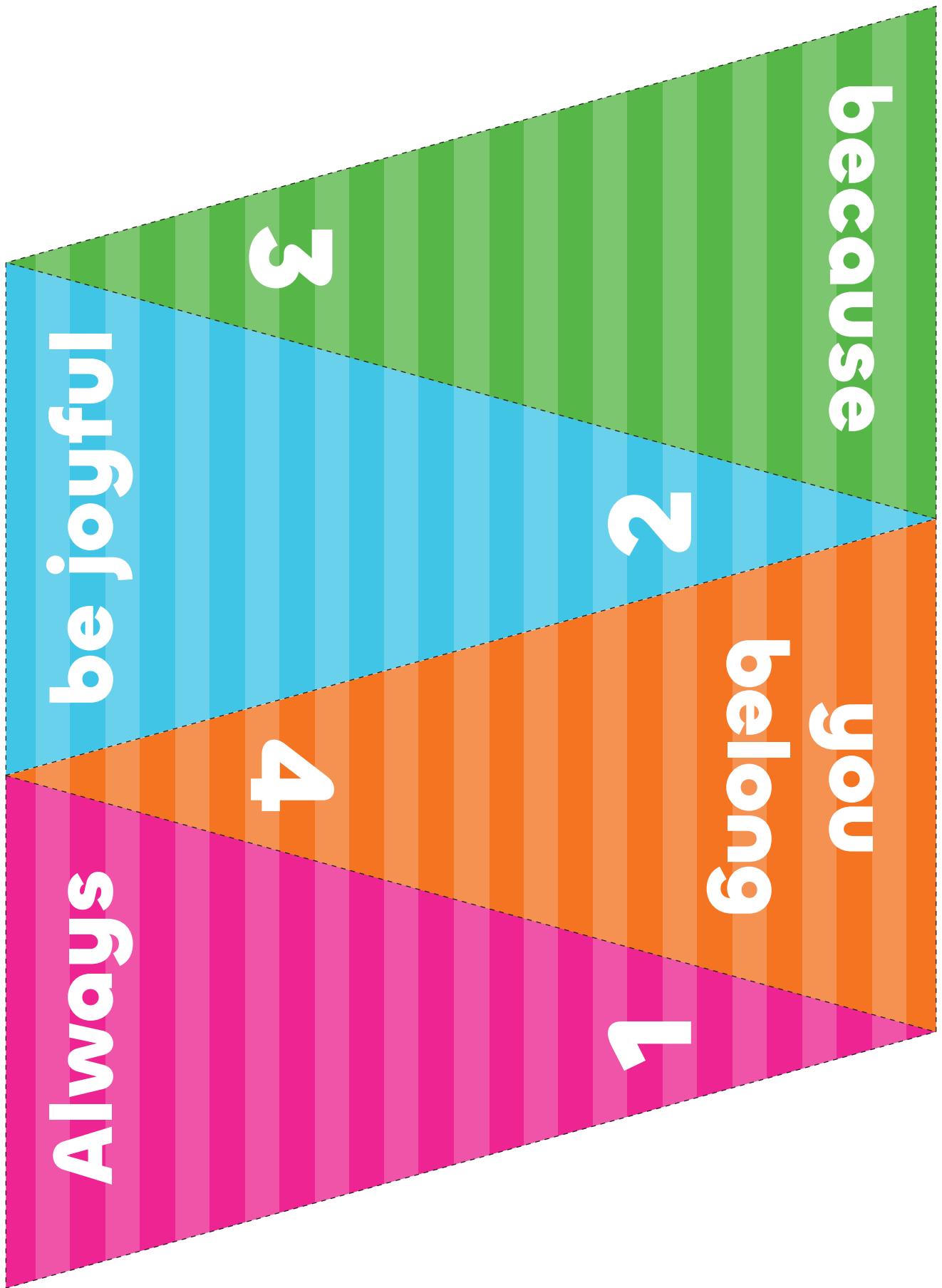
What to Do:

Print on paper, one for each Small Group.

“Good News of Great Joy” Activity Page

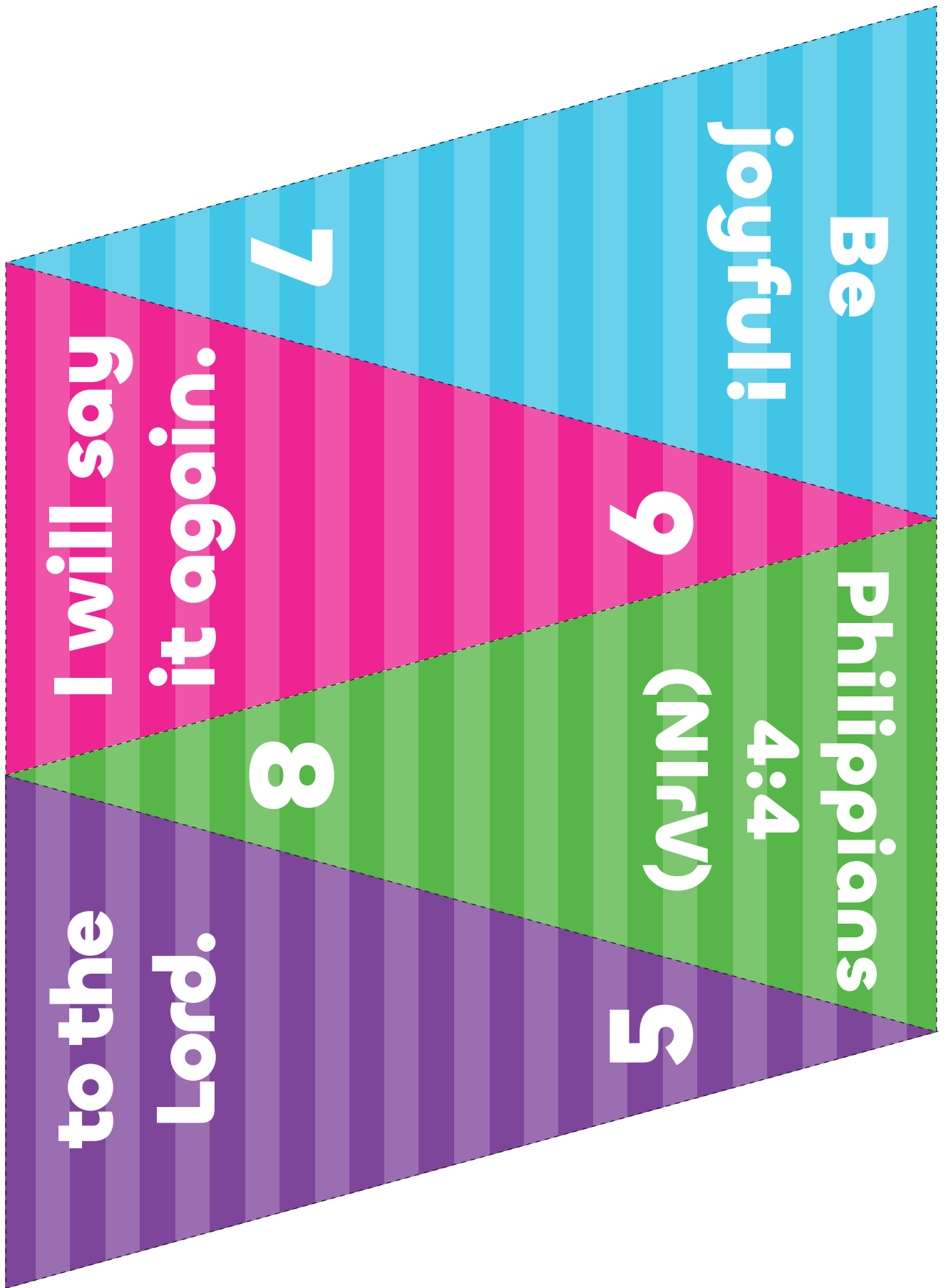
July 2024, Week 1, Small Group K-1

©2024 The reThink Group, Inc. All rights reserved.



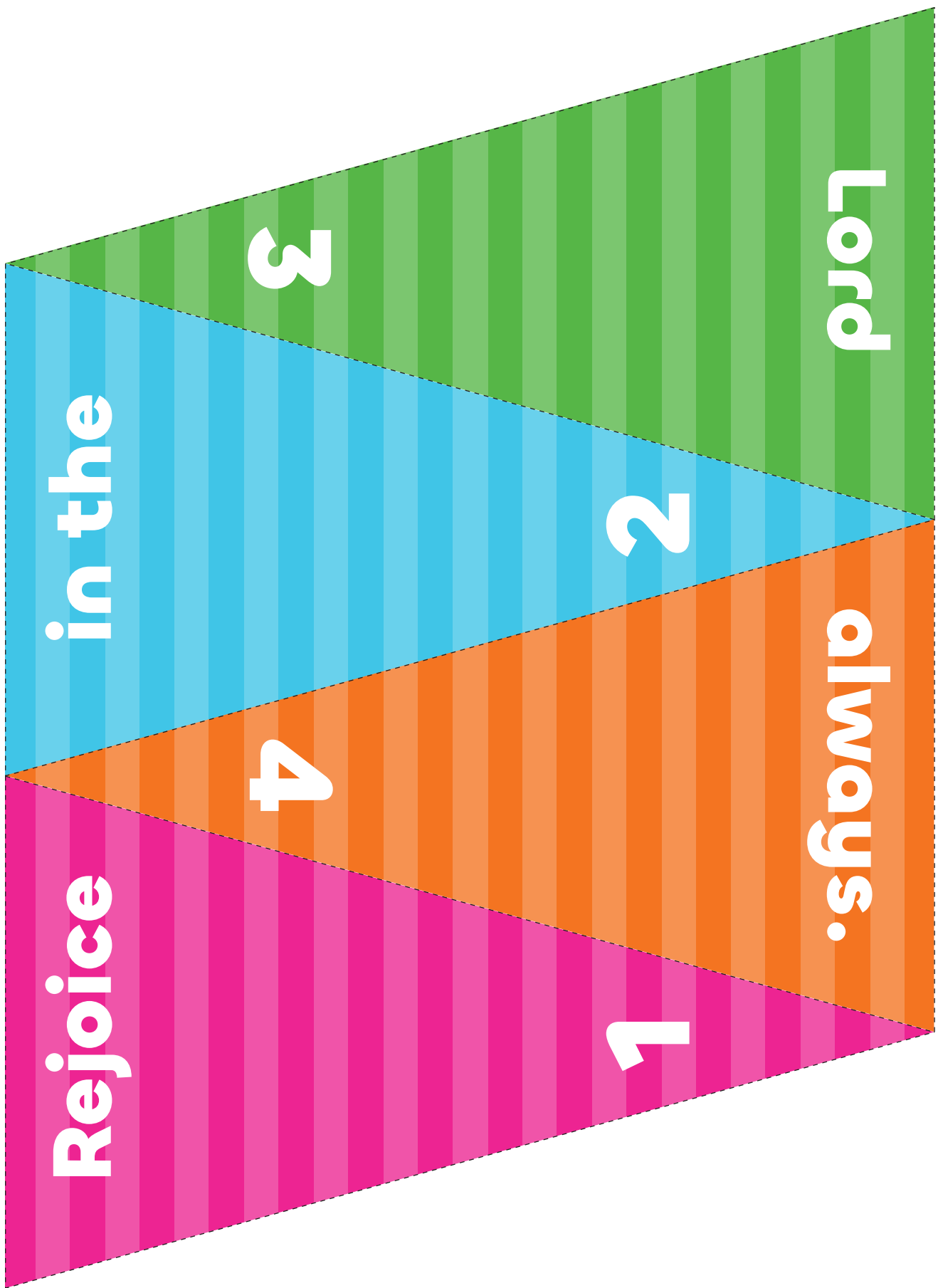
What to Do:
Print on cardstock and cut apart.
One to three sets for each Small Group.

"Be Joyful" Activity Page, NIrV
July 2024, Week 1, Small Group K-1
©2024 The reThink Group, Inc. All rights reserved.




What to Do:
Print on cardstock and cut apart.
One to three sets for each Small Group.

"Be Joyful" Activity Page, NIRV
July 2024, Week 1, Small Group K-1
©2024 The reThink Group, Inc. All rights reserved.



What to Do:
Print on cardstock and cut apart.
One to three sets for each Small Group.

"Be Joyful" Activity Page, NIV
July 2024, Week 1, Small Group K-1
©2024 The reThink Group, Inc. All rights reserved.



What to Do:
Print on cardstock and cut apart.
One to three sets for each Small Group.

"Be Joyful" Activity Page, NIV
July 2024, Week 1, Small Group K-1
©2024 The reThink Group, Inc. All rights reserved.