




TIRED



EXCITED



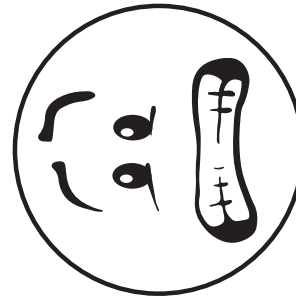
HAPPY



WORRIED




SAD



SCARED




ANGRY



SURPRISED

What to Do:
Print on cardstock, one for every two kids.



What to Do:
Print on cardstock, one set for each Small Group.

"Empathy Examples" Activity Page
July 2024, Week 3, Small Group K-1
©2024 The reThink Group, Inc. All rights reserved.




What to Do:
Print on cardstock, one set for each Small Group.

"Empathy Examples" Activity Page
July 2024, Week 3, Small Group K-1
©2024 The reThink Group, Inc. All rights reserved.



What to Do:
Print on cardstock, one set for each Small Group.

"Empathy Examples" Activity Page
July 2024, Week 3, Small Group K-1
©2024 The reThink Group, Inc. All rights reserved.



What to Do:
Print on cardstock, one set for each Small Group.



What to Do:
Print on cardstock, one set for each Small Group.

"Empathy Examples" Activity Page
July 2024, Week 3, Small Group K-1
©2024 The reThink Group, Inc. All rights reserved.




What to Do:
Print on cardstock, one set for each Small Group.

"Empathy Examples" Activity Page
July 2024, Week 3, Small Group K-1
©2024 The reThink Group, Inc. All rights reserved.



What to Do:
Print on cardstock, one set for each Small Group.



What to Do:
Print on cardstock, one set for each Small Group.

"Empathy Examples" Activity Page
July 2024, Week 3, Small Group K-1
©2024 The reThink Group, Inc. All rights reserved.



What to Do:
Print on cardstock, one set for each Small Group.