



# Leader Guide

Kids



## I Am Designed for a Purpose – I Can Grow in My Faith

August 25, 2024

Bible Story: The Fruit of the Spirit (Galatians 5–6)

Theme Verse: Matthew 5:16

Agenda		🕒 130 Minutes
<b>1 - Huddle</b> All Leaders		🕒 0 Minutes
 <b>Team Time</b> Transition from Leaders to Team Time		
<b>2 - Connection Questions</b> Team Time Leader		🕒 0 Minutes
<b>3 - Apples, Oranges, Bananas — Younger Game</b> Team Time Leader		🕒 5 Minutes
<b>4 - Fruit Basket — Older Game</b> Team Time Leader		🕒 5 Minutes
<b>5 - Roll For Fun — Broadly Graded Craft</b> Team Time Leader		🕒 5 Minutes
 <b>Large Group</b> Transition from Team Time to Large Group		

## 6 - Countdown Video

Large Group Leader

🕒 5 Minutes

## 7 - Host Welcome

Large Group Leader

🕒 5 Minutes

## 8 - Stage Game — Pass the Baton

Large Group Leader

🕒 10 Minutes

## 9 - Intro Video

Large Group Leader

🕒 5 Minutes

## 10 - Host Object Lesson

Large Group Leader

🕒 5 Minutes

## 11 - Bible Story Video

Large Group Leader

🕒 10 Minutes

## 12 - Make the Connection

Large Group Leader

🕒 5 Minutes

## 13 - Host-Led Theme Verse (Option 1)

Large Group Leader

🕒 5 Minutes

## 14 - Video-Led Theme Verse (Option 2)

Large Group Leader

🕒 5 Minutes

## 15 - Music Option

Large Group Leader

🕒 5 Minutes

## 16 - Host Closing

Large Group Leader

🕒 5 Minutes

## Team Time

Transition from Large Group to Team Time

## 17 - Make the Discovery — Younger Kids

🕒 10 Minutes

Team Time Leader

**18 - Make the Discovery — Older Kids**

Team Time Leader

🕒 10 Minutes

**19 - Three Guesses — Younger Game**

Team Time Leader

🕒 5 Minutes

**20 - Human Maze — Older Game**

Team Time Leader

🕒 5 Minutes

**21 - I Can Hand — Younger Craft**

Team Time Leader

🕒 5 Minutes

**22 - Grow and Tell Chatterbox — Older Team Time Craft**

Team Time Leader

🕒 5 Minutes

**23 - Kickin' It — Theme Verse Activity**

Team Time Leader

🕒 5 Minutes

**24 - Activity Page**

Team Time Leader

🕒 5 Minutes


**25 - Pickup Time**

Team Time Leader

🕒 0 Minutes

---

## 1 - Huddle

 Leaders




### Leader Tip

Huddle is a pre-service time for you to be equipped and encouraged in your ministry. Your ministry leader will celebrate with you, lead you, and pray for you. Read the Highlight of the Week (sent in your weekly email) to prepare for this time.

---

## 2 - Connection Questions

 Team Time



### Leader Tip

As kids arrive, assign them to a Color Team—Red, Yellow, Blue, or Green.

Use these questions to help you get to know kids as they arrive. Ministry happens best through relationships. By spending this time with kids at the beginning, you will be able to make stronger connections as you begin teaching about how God knows them!

- What was the best part of your week?
- What are some things you like to do when you first wake up in the morning?
- If you could be *really* good at sports or *really* good at singing, which would you choose and why?
- If you could pick a new thing to learn how to do, which would you choose?
- If you could move like any animal, which would you choose and why?

---

## 3 - Apples, Oranges, Bananas — Younger Game

🕒 5 Minutes

📍 Team Time

Kids will follow directions to move in different ways.

**Big Goal:** Remove barriers to belonging.

**Leader Prep:** Tape a line in the center of the room. If you are in an open space without walls, tape boundary lines to the left and the right of the center line.

### Supplies

- Masking or painter's tape

## Apples, Oranges, Bananas — Younger Game Script



### Team Time Leader

“What To Do: Who here likes apples? What about oranges? What about bananas? We’re going to play a game called “Apples, Oranges, Bananas!” Apples, oranges, and what? (*Bananas!*) That’s right! First, everyone will stand on the line facing me. (*Allow kids to get in place.*) In this game, you will listen to what I say and follow the directions that I tell you.

(*Point each time you say a word.*) When I say, “Apples,” you will hurry and touch the wall to your right, then hurry back to the line. Let’s try it. “Apples!” (*Allow kids to play.*) Great job! When I say, “Oranges,” you will hurry and touch the wall to your left and then hurry back to the line. Ready? “Oranges!” (*Allow kids to play.*) Great job! But this game is called Apples, Oranges, and what? (*Bananas!*) Right! When I say, “Bananas,” you will jump and turn around, so you are facing the other direction. Go ahead and try. “Bananas!” (*Allow kids to jump and turn.*) Now, you’re facing the other direction! That means when I say, “Apples” and “Oranges,” you’ll be going to a different wall. I’ll keep pointing to help you. Ready? Let’s play!

(*Continue to call out the commands in random orders, reminding kids which way to go.*)

**Keep It Going:** Add in “Grapes” (or another fruit the kids choose), which means kids switch places with another player. ”

## Apples, Oranges, Bananas — Younger Game Script



### Team Time Leader

“Connect It: That was so fun to watch all of you play together! All of you looked like you had fun! Everyone had a place to belong on our team! This game was better because each of you are here! ”



---

## 4 - Fruit Basket — Older Game

🕒 5 Minutes

📍 Team Time

Kids will form a circle around a volunteer in the center and call out color team names to switch places until a volunteer yells, “Fruit basket!” and everyone switches places.

**Big Goal:** Learn a new name.

**Leader Prep:** None

### Supplies

- No supplies needed



## Fruit Basket — Older Game Script



### Team Time Leader

**🗨️ What To Do:** Today we're going to play a game called "Fruit Basket." What are we going to play? *(Fruit Basket!)* First, let's get in a circle and take off our shoes. These will be our place markers. *(Allow kids to follow the directions.)*

Next, I'm going to assign everyone a fruit name that you will need to remember. When I tell you your fruit, repeat it back to me: apple, orange, banana, grape. *(Keep going, assigning each kid one of these four fruits. Assign yourself a fruit as well.)*

Now, I'll start in the middle. I will call out a fruit. If I call your fruit, you will need to switch places with someone else who is also that fruit. Here's what's tricky: I will *also* try and find a spot! The person who is left without a spot becomes the new person in the middle! However, if the person in the middle yells, "Fruit basket," *everyone* will have to find a new spot.

When it's your turn in the middle, tell us your name and your favorite fruit.

**Keep It Going:** Allow kids to call two fruits at a time. 🗨️



### Leader Tip

Use more than four fruits for larger groups. Keep track of the last fruit you assigned so you can assign latecomers with the next fruit in line. Change up what kids share about themselves as the game progresses.

## Fruit Basket — Older Game Script



**Team Time Leader**

“ **Connect It:** That game was bananas! Everyone moved so fast! The best part of the game was how everyone had a part! It was great to get to know everyone’s names and a little bit about you. We’re all on a team here, so let’s keep having fun together. ”

---

## 5 - Roll For Fun — Broadly Graded Craft

🕒 5 Minutes

📍 Team Time

Kids will roll dice and draw pictures about themselves.

**Big Goal:** Celebrate every child.

**Leader Prep:** Set out the supplies. Rather than using the die, consider preparing the Giant Inflatable Game Cube (found at [lifeway.com](http://lifeway.com)) with papers that match a six-sided die.

### Supplies

- Paper
- Markers or crayons (several)
- Die
- Timer or stopwatch
- Giant Inflatable Game Cube (optional)



**Team Time Leader**

**“ What To Do:** We’re going to draw some pictures showing us having fun. But just *what* we will draw will be determined by rolling a die! We will have a choice between two things that match—even or odd numbers. So let’s get drawing!

1. Will you draw yourself having fun outside or inside? If the die is an odd number, you will be outside. If it is an even number, you will be inside. *(Roll the die and share the results.)* You have 60 seconds! Start drawing!

2. Will you draw yourself having fun with friends? Or by yourself? If the die is an odd number, you will be with friends. If it is an even number, you will be by yourself. *(Roll the die and share the results.)* You have 60 seconds to start drawing!

3. Will you have a dog hanging out with you? Or a cat? If the die is an odd number, you will have a dog. If it is an even number, you will have a cat. *(Roll the die and share the results.)* You have 60 seconds to draw!

4. Let’s add a little more fun. What is the season—summer or winter? If the die is an odd number, you will make it look like summer. If it is an even number, you will make it look like winter. *(Roll the die and share the results.)* You have 60 seconds to finish your pictures!

Now that we’re done, let’s share our pictures with the team! ”



**Team Time Leader**

🗨️ **Connect It:** Wow! Even though you all had the same drawing prompts, your pictures are all so different and special—just like each of you! You are an important part of the \_\_\_\_ Team, and we're excited to have you here with us. 🗨️

---

## 6 - Countdown Video

🕒 5 Minutes

📍 Large Group

The Countdown Video is meant to be played as a signal to transition to Large Group. The video is fun and interactive with opportunities for the kids to respond and cheer.



**Leader Tip**

Help kids engage and interact with the video by calling out what's happening, asking for their guesses, and cheering with them.



**Presentation**

Show Aug2024\_S4\_CountdownVideo\_Kids

---

## 7 - Host Welcome

🕒 5 Minutes

📍 Large Group



### Leader Tip

Move to the front during the last 15 seconds of the timer to get the kids excited and lead them to count down the last 10 seconds.

### Host Welcome Script



#### Large Group Leader

“ Hi, everyone! I’m \_\_\_\_, and I get to be your Host today! I can’t wait for all the fun we’re going to have. If you’re ready, say, “I’m ready!” (*I’m ready!*) If you’re really ready, say, “I’m really ready!” Point to a neighbor and ask, “Are you ready?” (*Are you ready?*) Our theme this month is *Let’s Go!*, so everyone, shout out, “Let’s go!” in 3-2-1! (*Let’s go!*) ”

---

## 8 - Stage Game — Pass the Baton

🕒 10 Minutes

📍 Large Group

### Supplies

- Masking or painter's tape
- Paper in team colors
- Tape

**Leader Prep:** Tape a finish line at the front of the room and a starting line at the back of the room. Roll one piece of paper in each team color into a tube, taping it to keep it rolled. Set the paper batons at the finish line.

### Game Rules:

1. Invite five kids from each team to the starting line.
2. Signal the start. The first players from each team will hurry to the finish line, grab their baton, then hurry back to their teams.
3. Player 1 will pass the baton and link arms with player 2. Player 2 now gets to lead the run to the finish line and back.
4. Player 2 then passes the baton to player 3 and links arms. Player 3 now leads the other players to the finish line and back.
5. Continue the game in this fashion until all the players from the teams have passed the baton and lead the run.
6. The first team to finish wins.

## Stage Game — Pass the Baton Script



### Large Group Leader

“It’s time for “Pass the Baton!” What are we going to play? (*Pass the baton!*) This is a team game, so you will work together as a team. Your team will line up behind the start line at the back of the room. The first player on your team will run to the finish line, pick up your team’s baton, and hurry back. Then, that player will pass the baton and link arms with the next player on your team. That player gets to lead the pair to the finish line and back. Player 2 will then pass the baton. What will player 2 do? (*Pass the baton!*) Player 2 passes the baton to player 3, who links up and leads the other players to the finish line and back. This will continue until your whole team has passed the baton and run to the front and back. The first team to finish wins! Ready? Set? Let’s go!”

**Keep It Going:** Play multiple rounds, allowing other kids from teams to play. Change how kids travel: skipping, hopping, walking sideways, and so forth. ”



### Safety Tip

Monitor movement to ensure that kids play safely.



## Stage Game — Pass the Baton Script



Large Group Leader

“ And the winner is the \_\_\_\_ Team! Let’s cheer for them and sit back down.

That was fun to watch everyone work together to pass the baton and keep running back and forth. The line of people running got longer and longer, and it seemed like it was harder to keep going fast!

Point to someone on your team who helped. *(Allow kids to point.)*The truth is: all of you helped! Each of you had a part to play in this team game. You had a purpose. And that’s what we’re talking about today. We are going to learn a Bible story which teaches us the Simple Truth that we are designed for a purpose. Point to yourself and ask, “Who, me?” *(Who, me?)*Yes, you! When you love and follow God, you can know that He designed you for a purpose and has great plans to work through you to point others to Him. Everyone, say, “I am designed for a purpose!” *(I am designed for a purpose!)* ”

## 9 - Intro Video

🕒 5 Minutes

📍 Large Group

### Intro Video Script



Large Group Leader

“ We’re going to watch a video about how we are designed for a purpose. But first, repeat after me. “Don’t.” (*Don’t.*) “Try” (*Try.*) “These.” (*These.*) “Stunts at home.” (*Stunts at home.*) “Don’t try these students at home!” (*Don’t try these stunts at home!*) That’s an important message from Action Dan! Let’s see what Dan has to share with us today. Everyone, say, “Action Dan!” in 3-2-1! (*Action Dan!*) ”



Presentation

Show Aug2024\_S4\_IntroVideo\_Kids

### Intro Video Script



Large Group Leader

“ It’s so great to know that there are no flaws in God’s purpose for us. And just like Action Man Dan’s stunts grew bigger and bigger, God will help our faith grow as we learn more about Him. When we follow God, He helps us become more like Him and live in a way that points others to Him. Everyone, say, “I am designed for a purpose!” (*I am designed for a purpose!*) “I can grow in my faith!” (*I can grow in my faith!*) ”



---

## 10 - Host Object Lesson

🕒 5 Minutes

📍 Large Group

### Supplies

- Houseplant
- Bible



#### Leader Tip

Bring the houseplant out with you to use as an object lesson. A small table to hold your Bible and the houseplant may be helpful as you teach.



Large Group Leader

🗨️ Let's talk a little more about how we are designed for a purpose. (*Hold up the plant.*) Do you see this? (*Yes!*) This a houseplant! It is fun to watch it grow! What do you think this plant needs to grow? I give my plant water and light, and I get to watch it grow. But if I pulled it out of the soil and still gave it water and light, would it keep growing? (*No!*) That's right! Because the part of the plant that is down deep—the roots—must be planted in good soil for the plant to grow.

When we trust and follow God, it's like we have roots planted deep down in our relationship with Him. Believing God and following Him is called *faith*. What's it called? (*Faith!*) And like a plant with deep roots, we grow as we follow Him. The way that we live our lives shows others that we're growing in God. Another way that we say we're growing in God is that we are producing fruit. Producing what? (*Fruit!*)

When a plant has roots in good soil, it grows. When our faith is rooted in God, He helps us grow and produce fruit that points others to Him. Everyone, say, "I am designed for a purpose!" (*I am designed for a purpose!*) **"I can grow in my faith!" (*I can grow in my faith!*) 🗨️**

---

# 11 - Bible Story Video

🕒 10 Minutes

📍 Large Group

## Bible Story Video Script



Large Group Leader

“ (Open the Bible.) Today, we are learning the truth that we are designed for a purpose. So we’re going to learn a story from the Bible. This story comes from the second part of the Bible, the New Testament, in a Bible book called Galatians. What’s the book called? (Galatians!) The Bible is God’s true message to us about Himself. In our Bible story today, a man named Paul wrote a letter to people who followed Jesus in a place called Galatia. Paul wanted them to know what life could look like when they lived for God. And we get to learn the same thing too! If you’re ready to learn, say, “Let’s go!” (Let’s go!) ”



---

Presentation

Show Aug2024\_S4\_BibleStoryVideo\_Kids

---

## 12 - Make the Connection

🕒 5 Minutes

📍 Large Group

### Make the Connection Script



Large Group Leader

“ Everyone, say, “Fantastic!” (*Fantastic!*) Fantastic fruit! That’s what we just learned! Just like when a tree grows and it produces fruit, God helps us grow in our faith and produce fruit. This is called the *fruit of the Spirit*. The fruit of the what? (*Spirit!*) When we trust and follow God, He sends the Holy Spirit to help us grow in Him. And when we grow in Him, we produce fruit that points others to God. We can’t produce this fruit on our own—we *need* God’s help to make it happen!

”



Large Group Leader

**🗨️ Gospel Connection:** When it comes to who we are, God always knows that we need His help, and He's always been ready to help us.

*(Circle one)* When God created the world, He created everything perfect. He created people to know Him, follow Him, and love Him.

*(Circle two)* But people chose to sin. *Sin* is choosing to do what we think is best instead of following what God says is best. Sin broke God's perfect creation and our relationship with Him. And no matter how hard we try or how good we try to be, we can't fix it on our own.

*(Circle three)* God knew we needed rescuing, so He sent His Son, Jesus. Jesus lived a perfect life and never sinned. Jesus died on a cross but came back to life, showing that He's more powerful than both sin and death. When we trust and follow Jesus, we can have the relationship with God that He created us to have. And we can produce the fruit He created us to produce. Jesus promised that the Holy Spirit would help every person who believes in Him.

When we trust in Jesus, the Holy Spirit changes us. Paul told the Galatians that the Holy Spirit gives them power to say no to sin and to live in a way that points others to God. Paul reminded them that they couldn't just live their lives by their own strength and power.



We can't live our lives by our own strength or power either. But there's good news! Everyone, say, "Good news!" (*Good news!*) When we trust Jesus, the Holy Spirit also changes us and helps us live in a way that points others to God. When we grow in our faith, people around us can see it.

We are designed for a purpose! Say, "I am designed for a purpose!" (*I am designed for a purpose!*) We can let go of our old ways and take on a new identity—a follower of Jesus. We can grow in our faith and be like Jesus. How cool is it that our family and friends can notice how we are different because we love and follow God? Say, "That's cool!" (*That's cool!*) No matter how old or young you are, God helps you grow in your faith. Even kids your age can make a difference in the lives of others who notice the difference Jesus makes!

If you have any questions about what it means to grow in your faith or to follow Jesus, find me or another leader. We would love to talk with you more about that! It's the most important decision you will make in your life! Say, "**I can grow in my faith!**" (*I can grow in my faith!*) ”

---

## 13 - Host-Led Theme Verse (Option 1)

🕒 5 Minutes

📍 Large Group



### Leader Tip

Choose between the Video-Led Theme Verse option or the Host-Led Theme Verse option. Watch the Theme Verse video to learn the motions to this month's verse.

### Theme Verse Motions:

Let your light *(Push your arms twice to the side with open hands.)*

shine before others, *(Make circles in front of your body with arms.)*

so that they may see your good works *(Hold hands with open palms in at your waist, then close your hands.)*

and give glory to your Father in heaven. *(Push your arms up with hands up and palms open.)*

Matthew 5:16 *(Bring your hands together to make a Bible.)*



---

### Presentation

Show Aug2024\_ThemeVerseVideo\_Kids

## Host-Led Theme Verse (Option 1) Script



Large Group Leader

🗨️ We have a Theme verse that teaches us that we are designed for a purpose, so let's stand up and learn it together!

Repeat after me: *(Use the motions above.)*

Let your light *(let your light)*

shine before others, *(shine before others,)*

so that they may see your good works *(so that they may see your good works)*

and give glory to your Father in heaven. *(and give glory to your Father in heaven.)*

Matthew 5:16 *(Matthew 5:16)*

Nice job! Let's say the Theme verse again, but bend down low, saying it quietly.

Follow me: *(Use the motions above.)*

Let your light *(let your light)*

shine before others, *(shine before others,)*

so that they may see your good works *(so that they may see your good works)*

and give glory to your Father in heaven. *(and give glory to your Father in heaven.)*

Matthew 5:16 *(Matthew 5:16)*

That was great! Let's do it one more time, starting low and quiet, but getting taller and louder—like we're a growing plant!

Here we go! *(Use the motions above.)*

Let your light *(let your light)*

shine before others, *(shine before others,)*

so that they may see your good works *(so that they may see your good works)*

and give glory to your Father in heaven. *(and give glory to your Father in heaven.)*

Matthew 5:16 *(Matthew 5:16)*

Great growing! When we trust Jesus and follow Him, we can let our good works shine before others. Some of those good works are the fruit we learned about from Galatians—love, joy, peace, patience, kindness, goodness, faithfulness, gentleness, and self-control. When the Holy Spirit helps us and we grow in our faith, we give glory to God by pointing others to Him! ”

---

## 14 - Video-Led Theme Verse (Option 2)

🕒 5 Minutes

📍 Large Group



### Leader Tip

Choose between the Video-Led Theme Verse option or the Host-Led Theme Verse option. Watch the Theme Verse video to learn the motions to this month's verse.

### Video-Led Theme Verse (Option 2) Script



Large Group Leader

“ We have a Theme verse that teaches us that we are designed for a purpose, so let's learn it together! ”



Presentation

Show Aug2024\_ThemeVerseVideo\_Kids

### Video-Led Theme Verse (Option 2) Script



Large Group Leader

“ Great job! When we trust Jesus and follow Him, we can let our good works shine before others. Some of those good works are the fruit we learned about from Galatians—love, joy, peace, patience, kindness, goodness, faithfulness, gentleness, and self-control. When the Holy Spirit helps us and we grow in our faith, we give glory to God by pointing others to Him! ”




## 15 - Music Option

🕒 5 Minutes

📍 Large Group

### Music Option Script

 **Large Group Leader**  
“ Point to yourself and say, “I am designed for a purpose!” (*I am designed for a purpose!*) Raise your hands up high and say, “We are designed for a purpose!” (*We are designed for a purpose!*) But we don’t just have to say it—let’s sing about it!”



Presentation

Show Aug2024\_ThemeSong\_LyricVideo\_LetsGo\_Kids



Presentation

Show Aug2024\_ThemeSong\_MotionVideo\_LetsGo\_Kids



#### Leader Tip


Consider adding additional video-led worship music for kids.

## 16 - Host Closing

🕒 5 Minutes

📍 Large Group


### Host Closing Script

 Large Group Leader

“ Point to your eyes and say, “I’m looking!” (*I’m looking!*) Point to your ears and say, “I’m listening!” (*I’m listening!*) Look, listen, and remember the incredible things we learned today. When we follow Jesus and put our faith in Him, we can know that God designed us for a purpose. And the Holy Spirit helps us grow in our faith so we can point others to Him. Say it one more time, “I am designed for a purpose!” (*I am designed for a purpose!*) **“I can grow in my faith!” (*I can grow in my faith!*)** Let’s pray and talk to God. 3-2-1.

*God, thank You that You sent Your Son, Jesus, so we can have a relationship with You. Thank You for sending the Holy Spirit to help us grow in You. Help us to follow You and produce fruit that points others to You. Amen. ”*

### Host Closing Script

 Large Group Leader

“ You’re going to have a great time in Team Time! I’ll see you next time! Blue Team—call out, “Let’s go!” as you go! Yellow Team—chant, “Let’s go!” as you go! Red Team—chant, “Let’s go!” as you go! Green Team—chant, “Let’s go!” as you go! ”





---

## Presentation

Show Aug2024\_ThemeLoopVideo\_Kids

---

## 17 - Make the Discovery — Younger Kids

🕒 10 Minutes

📍 Team Time

### Leader Tip



Use this time for side-by-side discovery-based learning. Kids are invited to participate and discuss, building relationships with each other and their leader. These questions are designed to help all kids—regardless of biblical knowledge or background—feel like they can contribute.

### Make the Discovery — Younger Kids Script



Team Time Leader

“ What To Do: Let’s talk about how God designed us for a purpose! ”

1. What are some different kinds of plants? How can you tell if they are growing or not? *(Allow kids time to share and share your own thoughts.)*
2. What are some ways you can tell if *people* are growing? *(Answers may include they get taller, they can do new things, they learn new things, and so forth.)*
3. A houseplant grows when it has strong roots planted in good soil. We can grow in our faith when we have strong roots in Jesus! What are some ways you can tell people are growing in their faith? *(Answers may include they follow what the Bible says, they enjoy spending time with God, they invite others to church, they are kind and loving, they forgive others, and so forth.)*
4. The Bible tells us we are designed for a purpose, and we can grow in our faith! Let's open our Bibles to Galatians 5:22-23 and read about it together. See if there is a word or sentence that stands out to you. *(Invite kids to open up their Bibles. Read the passage aloud or invite a kid who volunteers to read the passage aloud. Be sure to have Bibles available for kids who need one. Help kids find the passage so everyone can follow along together.)* What is a word or sentence that stands out to you in this passage? *(Allow kids to answer and share your own answer.)*
5. God loves us so much; He helps us grow in our faith! When we trust and follow Him, we can produce the kind of fruit that points others to Him. Let's look at the words listed in Galatians 5 one at a time. Do you have any ideas of how you can show each of these: love, joy, peace, patience, kindness, goodness, faithfulness, gentleness, and self-control? *(Allow kids to answer and share your own answer.)*
6. When we follow Jesus, the Holy Spirit helps us grow in our faith. When we grow, people notice! People who follow Jesus become more like Him because the Holy Spirit changes them. Do you have any questions about following Jesus or anything you want to share about how you have grown in your faith? *(Allow kids to answer and share your own answer.)*
7. The Bible tells us that we are designed for a purpose, and we can grow in our faith! So let's go live it out! Let's pray. *(Lead the group in prayer. Consider using the following prayer prompt.)*

*God, thank You for designing us for a purpose! Thank You for loving us and making a way for us to have a relationship with You. Help us to grow in our faith and point others to You! Amen.*

## 18 - Make the Discovery — Older Kids

🕒 10 Minutes

📍 Team Time

### Leader Tip



Use this time for side-by-side discovery-based learning. Kids are invited to participate and discuss, building relationships with each other and their leader. These questions are designed to help all kids—regardless of biblical knowledge or background—feel like they can contribute.

### Make the Discovery — Older Kids Script



**Team Time Leader**

“ **What To Do:** Let’s talk about how God designed us for a purpose! ”

1. How can you tell if a plant is healthy and growing? Or if it's not healthy and in need of help? *(Allow kids time to share and share you own thoughts)*
2. Plants need help to grow, just like people need help to grow! What are some things that help you grow? *(Answers may include food, sleep, exercise, school, having good friends, learning new things, and so forth.)*
3. A houseplant grows when it has strong roots planted in good soil. We can grow in our faith when we have strong roots in Jesus! What are some ways you can tell people are growing in their faith? *(Answers may include they follow what the Bible says, they enjoy spending time with God, they invite others to church, they are kind and loving, they forgive others, and so forth.)*
4. The Bible tells us we are designed for a purpose, and we can grow in our faith! Let's open our Bibles to Galatians 5:22-23 and read about it together. *(Invite kids to open up their Bibles. Read the passage aloud or invite a kid who volunteers to read the passage aloud. Be sure to have Bibles available for kids who need one. Help kids find the passage so everyone can follow along together.)* What do you think that passage is teaching us?
5. God loves us so much; He helps us grow in our faith! When we trust and follow Him, we can produce the kind of fruit that points others to Him. Let's look at the fruit listed in Galatians 5 one at a time. What do you think it looks like when God helps people grow in each of these: love, joy, peace, patience, kindness, goodness, faithfulness, gentleness, and self-control? *(Allow kids to answer and share your own answer.)*
6. When we follow Jesus, the Holy Spirit helps us grow in our faith. When we grow, people notice! People who follow Jesus become more like Him because the Holy Spirit changes them. Do you have any questions about following Jesus or anything you want to share about how you have grown in your faith? *(Allow kids to answer and share your own answer.)*
7. If we're ever wondering if we can just do life on our own, how can this Bible story encourage us? *(Answers may include the Holy Spirit helps us, God had shown us how we can live, Jesus helps us be like Him, and so forth.)*
8. The Bible tells us that we are designed for a purpose, and we can grow in our faith! So let's go live it out! Let's pray. *(Lead the group in prayer. Consider using the following prayer prompt.)*

*God, thank You for designing us for a purpose! Thank You for loving us and making a way for us to have a relationship with You. Help us to grow in our faith and point others to You! Amen.*

## 19 - Three Guesses — Younger Game

🕒 5 Minutes

📍 Team Time

Kids will stand in a circle with hands behind their backs and pass a ball while a player in the middle tries to guess who has the ball.

**Big Goal:** Know that God tells us how we can point others to Him.

**Leader Prep:** None

### Supplies

- Pit ball
- Music and music player (optional)

### Three Guesses — Younger Game Script



**Team Time Leader**

🗨️ **What To Do:** Let's circle up and play a game called "Three Guesses." What's it called? (*Three Guesses!*) While you're standing in the circle, put your hands behind your back. I'll choose a teammate to stand in the middle. When you're in the middle, you'll close your eyes. Then, I'll place a small ball in someone's hands. On "Go," the player in the middle will open your eyes and try to guess who has the ball. While the player in the middle is looking around trying to guess, the rest of you will pass the ball around the circle! Try not to hold it too long! The player in the middle will get three guesses to figure out who has the ball. How many tries? (*Three!*) Right! Let's select our first guesser for the middle!

**Keep It Going:** Consider playing music to help cover over any potential passing noises. Add a second ball for an additional challenge. 🗨️

## Three Guesses — Younger Game Script



**Team Time Leader**

“ **Loud And Clear:** Way to pass and guess, everyone! It was tricky to guess who had the ball—especially since it kept moving! A great thing we learned today is that when we love God, we don’t have to try and guess how we follow Him. The Bible tells us how we can live in a way that points others to Him. If you trust and follow God, you can know that He will help you live out His purpose for you. ”

---

## 20 - Human Maze — Older Game

🕒 5 Minutes

📍 Team Time

Kids will help guide friends through an obstacle course made of teammates.

**Big Goal:** Know that the Holy Spirit helps us produce the fruit of the Spirit.

**Leader Prep:** None

### Supplies

- Blindfold

### Human Maze — Older Game Script



**Team Time Leader**

🗨️ **What To Do:** Today, we're going to make a human maze! What kind of maze? (*Human Maze!*) One of you will be the leader and one of you will be the follower. When you're the follower, you will be blindfolded, and the leader will guide you from one side of the room to the other using only words. But we still need our maze! That's where the rest of the team comes in! When you aren't the leader or the follower, you will spread out around the room. The leader will use words to guide the follower to the other side of the room, helping the follower avoid bumping into anyone. So, who's ready to make a maze?

**Keep It Going:** Continue playing, changing leaders and followers. Allow kids to rearrange themselves each round. Invite kids in the maze to stretch out their arms for an additional challenge. 🗨️





### Leader Tip

Allow kids to close or cover their eyes if they are uncomfortable with wearing a blindfold.

## Human Maze — Older Game Script



### Team Time Leader

“ **Loud And Clear:** Could followers have made it through the maze without help? *(No!)* You needed someone to help you. Today we learned that we can grow in our faith. But we don't have to do it on our own! When we trust Jesus, we can know that He gives us the Holy Spirit to help us grow in our faith. And as we grow, we point others to God! You can always remember that God loves You and helps you grow! ”

---

## 21 - I Can Hand — Younger Craft

🕒 5 Minutes

📍 Team Time

Kids will trace their hands in a tree shape and list the fruit of the Spirit.

**Big Goal:** Learn that the Holy Spirit helps us by producing fruit in our lives.

**Leader Prep:** Set out the supplies. Write *I can grow in my faith* as well as the fruit of the Spirit (*love, joy, peace, patience, kindness, goodness, faithfulness, gentleness, and self-control*) in a visible place for kids to see.

### Supplies

- Pencils
- Child-safe scissors
- Brown paper
- Blank paper
- Glue sticks
- Markers or crayons (several)



**Team Time Leader**

**What To Do:** Today we've learned that the Holy Spirit helps us grow in our faith, producing fruit like a tree! As we grow in our faith, we show love, joy, peace, patience, kindness, goodness, faithfulness, gentleness, and self-control. Let's create a picture that will help us remember this.

First, trace your hand and arm on your brown piece of paper. Make sure your fingers are spread out. Then, you will cut it out and it will look like a tree with branches! Once you cut it out, glue it onto your blank paper. *(Allow kids to complete this step.)*

Now that you have your hand-tree on your paper, draw nine fruit shapes hanging from the branches. How many? *(Nine!)* Each of those shapes will remind you of one of the fruits we talked about in Galatians 5. You can write the names of each one inside or outside your fruit shape. After you do that, write ***I can grow in my faith*** on your tree trunk.

Once you finish writing, you can color your fruit.

**Keep It Going:** Invite kids to draw pictures of friends and family around their trees. ”



**Leader Tip**

Talk with kids as they work, asking them about ways they can show the fruit of the Spirit and point others to God.



**Team Time Leader**

**“ Loud And Clear:** God sent His Son, Jesus, so we can have a relationship with Him. When we follow Jesus, the Holy Spirit changes us and helps us live like Jesus. As we grow in our faith and become more like Jesus, we show love, joy, peace, patience, kindness, goodness, faithfulness, gentleness, and self-control. And as we show those things, we show that we love God and help others know what a difference He makes in our lives! Use your picture as a reminder that the Holy Spirit helps you follow God and point others to Him. **”**

---

## 22 - Grow and Tell Chatterbox — Older Team Time Craft

🕒 5 Minutes

📍 Team Time

Kids will create a paper chatterbox about the fruit of the Spirit.

**Big Goal:** Discover ways to show the fruit of the Spirit.

**Leader Prep:** Print one copy of the “Grow and Tell Chatterbox Instructions” printable. Print copies of the “Grow and Tell Chatterbox” printable for each child. Set out the supplies. Write *love/kindness, joy, peace, patience, goodness, faithfulness, gentleness, and self-control* in a visible place for kids to see.

### Supplies

- “Grow and Tell Chatterbox Instructions” printable
- “Grow and Tell Chatterbox” printable
- Pencils
- Markers or crayons (several)
- Child-safe scissors



**Team Time Leader**

**What To Do:** When we love and follow Jesus, the Holy Spirit helps us grow in our faith. As we grow, we point others to God. Let's make a paper chatterbox that will help us think of and remember ways we can show the fruit of the Spirit.

1. Cut out the square on your paper.
2. Write one fruit of the Spirit in the middle of each triangle. Make sure to write *Love* and *Kindness* in the same triangle.
3. Flip over your paper so the words are on the back.
4. Fold up all four corners so the points meet in the middle.
5. Now flip your square over again.
6. Fold up all four corners so they meet in the middle again.
7. Now you should have an even smaller square.
8. Turn your square over again and fold your square down in half, across one of the middle gaps.
9. Work your fingers into the four corners from the fold side on the bottom. Work the creases to form four points.

Now, slide your fingers into the four points and open and close them to make your chatterbox change directions.

*(Demonstrate for the kids.)*

With a friend, play with your chatterbox! First, ask your friend to pick one of the outside words. Move your fingers to spell that word. Then, your friend will pick a number. Move your chatterbox that many times. Finally, your friend will pick another number. Open your chatterbox to reveal the fruit of the Spirit that is under that number. Ask your friend, "How can you show \_\_\_?" and then name the fruit. If your friend chooses "love/kindness," pick one or the other when you ask your question. Let's get together in pairs and play!

**Keep It Going:** Continue to rotate pairs, allowing kids to interact with new friends. Allow kids to decorate their chatterboxes. ”



**Leader Tip**

Interact with kids to help them brainstorm ways to show the different concepts.

**Grow and Tell Chatterbox — Older Team Time Craft Script**



**Team Time Leader**

“ **Loud And Clear:** These things listed on your chatterboxes are all amazing ways we can point others to God. But the best part is that we don't have to show them on our own. The Bible tells us that when we trust and follow Jesus, the Holy Spirit will help us show things like love, kindness, and goodness. He helps us grow in our faith. Why? Because God designed us for a purpose—to point others to Him! Use your chatterbox to ask other friends and family members these same questions. Talk with them about the incredible purpose God has for us! ”

---

## 23 - Kickin' It — Theme Verse Activity

🕒 5 Minutes

📍 Team Time

Kids will recite the Theme verse while trying to avoid letting a playground ball move through their legs.

**Big Goal:** Learn that the fruit of the Spirit are some of the good works the Theme verse talks about.

**Leader Prep:** Display the Theme Verse Poster, Theme Verse Slide, or write the Theme verse in a visible place for kids to see: *"Let your light shine before others, so that they may see your good works and give glory to your Father in heaven."* (Matthew 5:16)

### Supplies

- Soft playground ball



## Kickin' It — Theme Verse Activity Script



**Team Time Leader**

**What To Do:** We're going to learn our Theme verse together with a fun game! First, let's all stand in a circle. But you need to stand with your feet shoulder width apart. Your shoes might even touch the shoes of the person next to you.

*(Allow kids to get in position.)*

I will start in the middle with this ball on the floor. In my head, I've picked one word from our Theme verse. I'll point to one person who will say the first word of the Theme verse. Then the person to your right will say the second word, and so on. We will keep going until someone says the word from the Theme verse that I picked. As soon as someone says it, I will try and kick the ball through your legs—like a goal. If you see the ball coming toward, jump up and close the "goal" so I can't make it. Ready? Let's give it a try!

**Keep It Going:** Play multiple times, choosing a different word each time, ensuring that you get all the way through the Bible verse at least once. Invite kids to be the person in the middle. ”

## Kickin' It — Theme Verse Activity Script



**Team Time Leader**

**Loud And Clear:** Our Theme verse tells us that we should let our light shine before others. Our good works will bring glory to our Father in heaven, which means our good works will point others to God. When we grow in our faith and show the fruit of the Spirit from Galatians 5, we are doing those good works our Theme verse talks about! God designed us for a purpose, and we can shine our light for Him. ”



---

## 24 - Activity Page

🕒 5 Minutes

📍 Team Time

**Big Goal:** Point to the Simple Truth and provide an opportunity for connection. Celebrate that we can grow in our faith.

**Leader Prep:** Print copies of the Activity page for each child. Set out the supplies.

### Supplies

- Activity page
- Markers or crayons (several)

### Activity Page Script



**Team Time Leader**

“ **What To Do:** This Activity page helps us remember some big things we've learned about today. As you color and work on activities, talk to a friend about some of your favorite parts of our time together. ”



### Leader Tip

This is a great time to get to know the kids better. You can ask them what they remember about the Bible story, or you can remind them that we are designed for a purpose. When we trust and follow Jesus, He gives us the Holy Spirit to help us live in a way that points others to God.

## Activity Page Script




### Team Time Leader

“ Loud And Clear: In the Bible today, we learned how following Jesus means we can grow in our faith and be more like Him. When we show through our words and actions that we love God, we shine a bright light into the world that needs to know that God loves them! ”

---

## 25 - Pickup Time

 Team Time



### Leader Tip

As kids leave, make sure they have their crafts and papers. Share with the person picking them up something positive you observed today. Invite them back next week.