



# Older Small Groups

## Kids



## I Am Designed for a Purpose – I Can Follow God

August 04, 2024

✓ This session has been customized by one of your church admins

Bible Story: Gideon (Judges 6–8)

Theme Verse: Matthew 5:16

### Agenda

🕒 30 Minutes

#### 1 - Huddle

All Leaders

🕒 0 Minutes



#### Team Time

Transition from Leaders to Team Time

#### 2 - Connection Questions

Team Time Leader

🕒 0 Minutes

#### 3 - Make the Discovery — Older Kids

Team Time Leader

🕒 10 Minutes

#### 4 - Speed Helpers — Older Game

Team Time Leader

🕒 5 Minutes

#### 5 - Foam Finger Fun — Older Craft

Team Time Leader

🕒 5 Minutes

#### 6 - Shine Your Light — Theme Verse Craft

Team Time Leader

🕒 5 Minutes

#### 7 - Activity Page

Team Time Leader


🕒 5 Minutes

#### 8 - Pickup Time

Team Time Leader

🕒 0 Minutes

## 1 - Huddle


 Leaders

### Leader Tip



Huddle is a pre-service time for you to be equipped and encouraged in your ministry. Your ministry leader will celebrate with you, lead you, and pray for you. Read the Highlight of the Week (sent in your weekly email) to prepare for this time.

## 2 - Connection Questions

 Team Time

### Leader Tip



As kids arrive, assign them to a Color Team—Red, Yellow, Blue, or Green.

Use these questions to help you get to know kids as they arrive. Ministry happens best through relationships. By spending this time with kids at the beginning, you will be able to make stronger connections as you begin teaching about how God knows them!

- What was the best part of your week?
- What are some things you like to do when you first wake up in the morning?
- If you could be *really* good at sports or *really* good at singing, which would you choose and why?
- If you could pick a new thing to learn how to do, which would you choose?
- If you could move like any animal, which would you choose and why?

## 3 - Make the Discovery — Older Kids

🕒 10 Minutes

📍 Team Time

### Leader Tip



Use this time for side-by-side discovery-based learning. Kids are invited to participate and discuss, building relationships with each other and their leader. These questions are designed to help all kids—regardless of biblical knowledge or background—feel like they can contribute.

### Make the Discovery — Older Kids Script



**Team Time Leader**

🗨️ **What To Do:** Let's talk about how we are designed for a purpose! 🗨️

1. What are some activities that people are good at doing? What does it take for people to get so good at those things? *(Allow kids time to answer and share your own answer.)*
2. What's the difference between being good at something that is just for you and being good at something that helps other people? *(Allow kids time to answer and share some of your own answers.)*
3. Salt and pepper can seem regular and ordinary, but they have the awesome purpose of adding flavor to food. We can know that we have a special purpose too! What are some ways that God can work through people to point others to Him? *(Answers may include we can share the truth of who He is, we can pray for others, we can help others and tell them why we are helping them, and so forth.)*
4. The Bible tells us we are designed for a purpose, and we can follow God. Let's open our Bibles to Judges 6:12-14 and read about it together. *(Invite kids to open up their Bibles. Read the passage aloud or invite a kid who volunteers to read the passage aloud. Be sure to have Bibles available for kids who need one. Help kids find the passage so everyone can follow along together.)* What do you think this passage is teaching us? *(Allow kids to answer and share your own answer.)*
5. Even though Gideon didn't feel confident at first, God told him that He would be with him. God gave Gideon the strength to accomplish God's purpose for him. God has created each of you for a purpose too! When you trust and follow God, you can use your good works—meaning your words and actions—to point others to Him. How can remembering that God is with you help you follow Him and live out His purpose for you? *(Answers may include that we feel encouraged, we remember we can trust Him, we know that He will give us strength, and so forth.)*
6. When we follow God, we can know He has a purpose for us! We also get to see God's power as He helps us follow His plan! God is big and powerful, and we don't ever have to be afraid because He is always with us, just like He was with Gideon. Our words and our actions can show others that we love and follow God. Do you have any questions or thoughts about what it means to follow God? *(Allow kids to respond and share. Be ready to share your own story about choosing to follow God.)*
7. Sometimes we may feel like we have no idea what we're doing. The great news is that God knows we need His help. What are some ways we can turn to God when we aren't sure what to do? *(Answers may include read my Bible, pray, talk with an adult who follows Jesus, and so forth.)*
8. The Bible tells us we are designed for a purpose, and we can follow God! Let's take a moment to talk to God by praying. *(Lead the group in prayer. Consider using the following prayer prompt.)*

*God, thank You that You love us and designed us for a purpose. Thank You that You are always with us. Help us to follow You and share You with others through the way we talk and how we live. In Jesus' name we pray, amen.*

## 4 - Speed Helpers — Older Game

🕒 5 Minutes

📍 Team Time

Kids will roll a die and help each other pick up cotton balls.

**Big Goal:** Remember that God helps us follow Him.

**Leader Prep:** Spread the cotton balls on the floor. Set the bucket and the die on one side of the space.

### Supplies

- Cotton balls (several)
- Bucket
- Die
- Timer or stopwatch

### Speed Helpers — Older Game Script



#### Team Time Leader

🗨️ **What To Do:** In today's Bible story, Gideon followed God and trusted Him, even when Gideon's army went from 32,000 to 300! We're going to play a game where we will see what a difference having more people can make. It's called "Speed Helpers!" What's the game called? (*Speed Helpers!*)

Everyone will line up by the bucket. The first person in line will roll the die. When I say, "Go!" the "roller" will race to pick up the cotton balls one at a time and place them in the bucket. I'll be timing you to see how quickly you can do it! But what is this game called? (*Speed Helpers!*) That's right! Whatever number the roller rolled is how many teammates can help with the task. What do you think? Will having more people help in this game? Let's see! 🗨️



#### Leader Tip

Play multiple rounds so all kids have a chance to be the roller.

## Speed Helpers — Older Game Script

**Team Time Leader**

**“ Loud And Clear:** The more people you had certainly helped you complete the task faster! When God told Gideon that he would fight with fewer people, it may have seemed impossible! Gideon knew there was no way he could do that on his own! But Gideon trusted God and followed Him, no matter what. We can remember that God will help us when we follow Him, no matter what things looks like. Be encouraged today and remember that God designed you for a purpose—and He wants to help you accomplish it! **”**

## 5 - Foam Finger Fun — Older Craft

🕒 5 Minutes

📍 Team Time

Kids will create a paper “foam” finger.

**Big Goal:** Know that others will notice when we follow God.

**Leader Prep:** Print a copy of the “Foam Finger” printable for each kid. Set out the supplies

### Supplies

- “Foam Finger” printable
- Construction paper
- Child-safe scissors
- Pencils
- Markers or crayons (several)
- Stickers (several)
- Glue sticks (several)
- Tape or stapler (adult-use only; optional)

## Foam Finger Fun — Older Craft Script

**Team Time Leader**

“ **What To Do:** If you go to a sporting event, you may see people with giant foam fingers that point to the sky! You can tell which team they are cheering for because they’re jumping up and down and cheering. We’re going to use paper to make “foam” fingers to show that we want to follow God!

First, cut out the foam finger stencil. Trace around it on two pieces of construction paper, then cut those out. Use your glue stick on all the edges of one hand *except* the bottom edge. Then, stick your other hand on top. This will create a pocket for your hand so you can wave your foam finger in the air.

While the glue dries, decorate your foam finger with markers and stickers. Write *I can follow God* nice and big on the front. You can also include pictures that remind you of today’s Bible story. ”

**Leader Tip**

Attach hands with tape or a stapler for quicker adhesion.

## Foam Finger Fun — Older Craft Script

**Team Time Leader**

“ **Loud And Clear:** Gideon followed God, and God worked through him to rescue the Israelites. When Gideon listened to and trusted God, other people noticed! Because Gideon followed God, he pointed others to God. God has designed each of us with a purpose too! You can be brave and follow God in your community, your school, your home, and wherever else He has placed you. When you follow God, other people will notice! ”



## 6 - Shine Your Light — Theme Verse Craft

🕒 5 Minutes

📍 Team Time

Kids will smear sidewalk chalk in a lightbulb shape on black paper.

**Big Goal:** Remember that we can do good works that shine before others.

**Leader Prep:** Set out supplies. Display the Theme Verse Poster, Theme Verse Slide, or write the Theme verse in a visible place for kids to see: *“Let your light shine before others, so that they may see your good works and give glory to your Father in heaven.” (Matthew 5:16).* Practice drawing a lightbulb shape ahead of time (a box with an arch rising above it, going from one side of the box to the other.)

### Supplies

- Blank paper
- Black construction paper
- White crayon
- Cotton ball
- Sidewalk chalk (several)
- Child-safe scissors

### Shine Your Light — Theme Verse Craft Script



#### Team Time Leader

“ **What To Do:** Our Theme verse reminds us that God wants us to shine our lights before others! So we’re going to make a picture to help us remember that. First, draw a lightbulb on your blank paper. *(Assist kids with this step.)* Cut it out and put it toward the bottom of your black paper. Use chalk to color around your stencil. Then, use your cotton ball to smear the colors together. Take off the stencil and you will see a lightbulb shape that is left!

After you finish that, use your white crayon to write the Theme verse on top of your paper. ”

## Shine Your Light — Theme Verse Craft Script



### Team Time Leader

“ Loud And Clear: You are designed for a purpose! Our Theme verse reminds us that when we follow God, others will see our good works and those works point to God. Always know that God helps you follow Him and He works through you to help others know Him. ”

## 7 - Activity Page

🕒 5 Minutes

📍 Team Time

**Big Goal:** Celebrate that we can follow God without fear.

**Leader Prep:** Print copies of the Activity page for each child. Set out the supplies.

### Supplies

- Activity page
- Markers or crayons (several)

### Activity Page Script



#### Team Time Leader

🗨️ **What To Do:** This activity page helps us remember some big things we've learned about today. As you color and work on activities, talk to a friend about some of your favorite parts of our time together. 🗨️



#### Leader Tip

This is a great time to get to know the kids better. You can ask them what they remember about the Bible story. Remind them that God designed us for a purpose, and He helps us to follow Him and point others to Him.


### Activity Page Script



#### Team Time Leader

🗨️ **Loud And Clear:** In today's Bible story, we learned that God designed Gideon for a purpose—to rescue the Israelites from their enemies. Gideon followed God and pointed others to Him. We can choose to follow God too, and shine like a light to the world! We are designed for a purpose! 🗨️

## 8 - Pickup Time

 Team Time



### Leader Tip

As kids leave, make sure they have their crafts and papers. Share with the person picking them up something positive you observed today. Invite them back next week.