



# Younger Small Group

## Kids



## I Am Designed for a Purpose – I Can Follow God

August 04, 2024

✔ This session has been customized by one of your church admins

Bible Story: Gideon (Judges 6–8)

Theme Verse: Matthew 5:16

### Agenda

🕒 30 Minutes

#### 1 - Huddle

🕒 0 Minutes

All Leaders



#### Team Time

Transition from Leaders to Team Time

#### 2 - Connection Questions

🕒 0 Minutes

Team Time Leader

#### 3 - Make the Discovery — Younger Kids

🕒 10 Minutes

Team Time Leader

#### 4 - Follow-Pillars — Younger Game

🕒 5 Minutes

Team Time Leader

#### 5 - I Can Follow — Younger Craft

🕒 5 Minutes

Team Time Leader

#### 6 - Shine Your Light — Theme Verse Craft

🕒 5 Minutes

Team Time Leader

#### 7 - Activity Page

🕒 5 Minutes


Team Time Leader

#### 8 - Pickup Time

🕒 0 Minutes

Team Time Leader

# 1 - Huddle


 Leaders

## Leader Tip



Huddle is a pre-service time for you to be equipped and encouraged in your ministry. Your ministry leader will celebrate with you, lead you, and pray for you. Read the Highlight of the Week (sent in your weekly email) to prepare for this time.

# 2 - Connection Questions

 Team Time



## Leader Tip

As kids arrive, assign them to a Color Team—Red, Yellow, Blue, or Green.

Use these questions to help you get to know kids as they arrive. Ministry happens best through relationships. By spending this time with kids at the beginning, you will be able to make stronger connections as you begin teaching about how God knows them!

- What was the best part of your week?
- What are some things you like to do when you first wake up in the morning?
- If you could be *really* good at sports or *really* good at singing, which would you choose and why?
- If you could pick a new thing to learn how to do, which would you choose?
- If you could move like any animal, which would you choose and why?

## 3 - Make the Discovery — Younger Kids

🕒 10 Minutes

📍 Team Time

### Leader Tip



Use this time for side-by-side discovery-based learning. Kids are invited to participate and discuss, building relationships with each other and their leader. These questions are designed to help all kids—regardless of biblical knowledge or background—feel like they can contribute.

### Make the Discovery — Younger Kids Script



**Team Time Leader**

🗣️ **What To Do:** Let's talk about how we are designed for a purpose! 🗣️

1. What are some things you are good at or really enjoy doing? *(Allow kids time to think and feel comfortable answering the question aloud. Guide discussion by giving suggestions or a personal example.)*
2. How can thinking about what we're good at help us when we have the opportunity to try new things? *(Allow kids time to think and share. Encourage quiet kids to feel comfortable sharing as well.)*
3. Salt and pepper can seem regular and ordinary, but they have the awesome purpose of adding flavor to food. We can know that we have a special purpose too! Sometimes we may think we are just ordinary, but really God says He has an amazing purpose for us. We are designed by God for a purpose—to follow God. How can you use things you are good at or like doing to help other people? *(Allow kids time to answer and share your own answer.)*
4. The Bible tells us we are designed for a purpose, and we can follow God. Let's open our Bibles to Judges 6:12-14 and read about it together. Listen for a word or sentence that stands out to you. *(Invite kids to open up their Bibles. Read the passage aloud or invite a kid who volunteers to read the passage aloud. Be sure to have Bibles available for kids who need one. Help kids find the passage so everyone can follow along together.)* What is a word or sentence that stands out to you in this passage? *(Allow kids to answer and share your own answer.)*
5. God had a plan and purpose for Gideon! He worked through Gideon in that time in that place to save God's people, the Israelites. Even though Gideon didn't feel confident in himself at first, God told Gideon that He would be with Gideon. So Gideon trusted God and followed Him. God has a purpose for us too—to share Him with others through what we say and do. How can remembering that God is always with us help us be confident as we follow Him? *(Allow kids time to answer and share your own answer.)*
6. When we follow God, we can know He has a purpose for us! We also get to see God's power as He helps us follow His plan! God is big and powerful, and we don't ever have to be afraid because He is always with us, just like He was with Gideon. Our words and our actions can show others that we love and follow God. Do you have any questions or thoughts about what it means to follow God? *(Allow kids to respond and share. Be ready to share your own story about choosing to follow God.)*
7. The Bible tells us we are designed for a purpose, and we can follow God! Let's take a moment to talk to God by praying. *(Lead the group in prayer. Consider using the following prayer prompt.)*

*God, thank You that You love us and designed us for a purpose. Thank You that You are always with us. Help us to follow You and share You with others through the way we talk and how we live. In Jesus' name we pray, amen.*

## 4 - Follow-Pillars — Younger Game

🕒 5 Minutes

📍 Team Time

Kids will form caterpillars and pick up as many objects as possible around the room to put on their team's paper.

**Big Goal:** Know that we can trust and follow God.

**Leader Prep:** Place construction paper in four corners of the space, a different color in each corner. Scatter small objects to pick up, such crayons or cotton balls.

### Supplies

- Construction paper
- Small objects (several)

### Follow-Pillars — Younger Game Script



#### Team Time Leader

🗨️ **What To Do:** Have you ever seen a caterpillar up close? Well, today we are going to be "Follow-pillars!" What are we going to be? (*Follow-pillars!*) You will form four small teams and stand by one of the papers. Each team's job will be to pick up as many of these objects as possible and place them on your team's paper. The tricky part is that each team will act as one long "caterpillar"!

At your paper, stand in a line and place your hands on the person's shoulders in front of you. The first person in line will act as the caterpillar's "head," and the last person in line will act as the caterpillar's "tail." The way for your caterpillars to move is for the tail to hurry to the front of the line and become the new head! You will have to follow your team and move around the space in this fun way! (*Invite one team to demonstrate.*) We will play until all the objects have been picked up. Then we will see which team gathered the most items. Ready? 🗨️

**Safety Tip**

Instruct kids to be gentle so that they aren't hurting each other's shoulders.

**Follow-Pillars — Younger Game Script****Team Time Leader**

“ **Loud And Clear:** Your teams did a great job following each other and playing this game! Many of you helped by suggesting where to move as well! It's easier to follow people when you trust them. In our Bible story, Gideon trusted God and followed Him, even when it seemed impossible. We can remember that we can trust and follow God too, no matter where we are or what we're doing. ”

## 5 - I Can Follow — Younger Craft

🕒 5 Minutes

📍 Team Time

Kids will write their names and outline them in multiple colors.

**Big Goal:** Remember that God helps us follow Him.

**Leader Prep:** Set out the supplies. Create an example of the craft ahead of time. Write *I Can Follow God* in a visible place for kids to see.

### Supplies

- Blank paper
- Markers
- Crayons (several)

### I Can Follow — Younger Craft Script



**Team Time Leader**

🗨️ **What To Do:** God designed you for a purpose! Let's make something that will help us remember that truth every day. First, turn your paper so the short edges are on the sides. Use your black marker to write your name in the middle of your paper. Now, take a crayon and trace around your name. After you trace around it, take another crayon and trace around it again. And again, and again! Keep going, trying to fill up your whole paper with color!

Once you've traced around your name and filled up your paper, use your black marker again and write *I Can Follow God* under your name. 🗨️

**I Can Follow — Younger Craft Script****Team Time Leader**

**“ Loud And Clear:** Your pictures look great! Your name might seem simple and small in the middle, but all those colors can help you remember that God is always with you! He surrounds you, like the colors on your picture. He helps you follow Him and live out His purpose for your life. When you follow God, He shines light through you that others can see. He works through you to help others see how kind, good, and loving He is. So always know that God has a purpose for you, and you can follow Him! **”**



## 6 - Shine Your Light — Theme Verse Craft

🕒 5 Minutes

📍 Team Time

Kids will smear sidewalk chalk in a lightbulb shape on black paper.

**Big Goal:** Remember that we can do good works that shine before others.

**Leader Prep:** Set out supplies. Display the Theme Verse Poster, Theme Verse Slide, or write the Theme verse in a visible place for kids to see: *“Let your light shine before others, so that they may see your good works and give glory to your Father in heaven.” (Matthew 5:16).* Practice drawing a lightbulb shape ahead of time (a box with an arch rising above it, going from one side of the box to the other.)

### Supplies

- Blank paper
- Black construction paper
- White crayon
- Cotton ball
- Sidewalk chalk (several)
- Child-safe scissors

### Shine Your Light — Theme Verse Craft Script



#### Team Time Leader

“ **What To Do:** Our Theme verse reminds us that God wants us to shine our lights before others! So we’re going to make a picture to help us remember that. First, draw a lightbulb on your blank paper. *(Assist kids with this step.)* Cut it out and put it toward the bottom of your black paper. Use chalk to color around your stencil. Then, use your cotton ball to smear the colors together. Take off the stencil and you will see a lightbulb shape that is left!

After you finish that, use your white crayon to write the Theme verse on top of your paper. ”

## Shine Your Light — Theme Verse Craft Script



### Team Time Leader

“ Loud And Clear: You are designed for a purpose! Our Theme verse reminds us that when we follow God, others will see our good works and those works point to God. Always know that God helps you follow Him and He works through you to help others know Him. ”

## 7 - Activity Page

🕒 5 Minutes

📍 Team Time

**Big Goal:** Celebrate that we can follow God without fear.

**Leader Prep:** Print copies of the Activity page for each child. Set out the supplies.

### Supplies

- Activity page
- Markers or crayons (several)

### Activity Page Script



**Team Time Leader**

🗨️ **What To Do:** This activity page helps us remember some big things we've learned about today. As you color and work on activities, talk to a friend about some of your favorite parts of our time together. 🗨️



### Leader Tip

This is a great time to get to know the kids better. You can ask them what they remember about the Bible story. Remind them that God designed us for a purpose, and He helps us to follow Him and point others to Him.


### Activity Page Script



**Team Time Leader**

🗨️ **Loud And Clear:** In today's Bible story, we learned that God designed Gideon for a purpose—to rescue the Israelites from their enemies. Gideon followed God and pointed others to Him. We can choose to follow God too, and shine like a light to the world! We are designed for a purpose! 🗨️

## 8 - Pickup Time

 Team Time



### Leader Tip

As kids leave, make sure they have their crafts and papers. Share with the person picking them up something positive you observed today. Invite them back next week.