




I Am Designed for a Purpose – I Can Speak Up for Jesus

August 11, 2024

✓ This session has been customized by one of your church admins

Bible Story: Paul and Timothy (Acts 16:1-4; 2 Timothy 1; 3)

Theme Verse: Matthew 5:16

Agenda	⌚ 35 Minutes
1 - Huddle All Leaders	⌚ 0 Minutes
 Team Time Transition from Leaders to Team Time	
2 - Connection Questions Team Time Leader	⌚ 0 Minutes
3 - What's The Story? — Older Game Team Time Leader	⌚ 5 Minutes
4 - Make the Discovery — Older Kids Team Time Leader	⌚ 10 Minutes
5 - Jibber Jabber — Older Game Team Time Leader	⌚ 5 Minutes
6 - Speak Up Collage — Older Craft Team Time Leader	⌚ 5 Minutes

7 - Hop the Theme Verse — Theme Verse Activity

Team Time Leader

🕒 5 Minutes

8 - Activity Page

Team Time Leader


🕒 5 Minutes

9 - Pickup Time

Team Time Leader

🕒 0 Minutes

1 - Huddle


 Leaders



Leader Tip

Huddle is a pre-service time for you to be equipped and encouraged in your ministry. Your ministry leader will celebrate with you, lead you, and pray for you. Read the Highlight of the Week (sent in your weekly email) to prepare for this time.

2 - Connection Questions

 Team Time



Leader Tip

As kids arrive, assign them to a Color Team—Red, Yellow, Blue, or Green.

Use these questions to help you get to know kids as they arrive. Ministry happens best through relationships. By spending this time with kids at the beginning, you will be able to make stronger connections as you begin teaching about how God knows them!

- What was the best part of your week?
- What are some things you like to do when you first wake up in the morning?
- If you could be *really* good at sports or *really* good at singing, which would you choose and why?
- If you could pick a new thing to learn how to do, which would you choose?
- If you could move like any animal, which would you choose and why?

3 - What's The Story? — Older Game

🕒 5 Minutes

📍 Team Time

Kids will write a story together, then read it in different ways.

Big Goal: Remove barriers to belonging.

Leader Prep: Write the feelings on separate slips of paper and place them in the bucket: *Happy, Sad, Mad, Scared, Confused, and Sleepy.*

Supplies

- Dry erase board and marker
- Paper
- Pencil
- Bucket
- Scissors (adult-use only)



Team Time Leader

What To Do: Hey there, ___ Team! We're going to have some fun creating and telling a story together as a team. First off, let's come up with the story. You're going to help me with the ideas, and I'll write them on the board as you say them:

Who is our story going to be about?

Where is our story taking place?

What's one problem our character will face?

How will our character solve the problem?

How will our story end?

This looks like a great story! Now I want to invite one of you to come to the board and tell us the story in your own words. But there's a twist! Say, "Ooo, a twist!" (*Ooo, a twist!*) You will have to pull a piece of paper from the bucket that lists a feeling. You will tell the story using that feeling. Do I have a volunteer?

(Allow multiple kids to tell the story, each with a different feeling card from the bucket.)

Keep It Going: Invite kids to come up with a new story and play again. ”



Leader Tip

Be intentional about inviting kids who don't want to perform the story to participate in the brainstorming portion. This will help all kids feel included.

What's The Story? — Older Game Script



Team Time Leader

“ Connect It: It was so much fun watching the creativity of our team! It was great to see everyone being a part of their group, brainstorming and acting. Our story certainly wouldn't have been the same without you! **”**

4 - Make the Discovery — Older Kids

🕒 10 Minutes

📍 Team Time

Leader Tip



Use this time for side-by-side discovery-based learning. Kids are invited to participate and discuss, building relationships with each other and their leader. These questions are designed to help all kids—regardless of biblical knowledge or background—feel like they can contribute.

Make the Discovery — Older Kids Script



Team Time Leader

“ What To Do: Let’s talk about how God designed us for a purpose! ”

1. What are things people say and do that make you look up to them? *(Allow kids to answer and share your own answer.)*
2. How can these people make a difference in your life? *(Allow kids to answer and share your own answer.)*
3. We use translation apps to help us communicate with people who speak different languages. God also helps us speak up for Jesus with people who may think or act differently than us. Do you think it's easy or difficult to share Jesus with someone who believes differently than you? Why or why not? *(Allow kids to answer and share your own answer.)*
4. The Bible tells us we are designed for a purpose, and we can speak up for Jesus. Let's open our Bibles to 2 Timothy 1:12 and read about it together. *(Invite kids to open up their Bibles. Read the verse aloud or invite a kid who volunteers to read the verse aloud. Be sure to have Bibles available for kids who need one. Help kids find the verse so everyone can follow along together.)* What do you think this Bible verse is teaching us? *(Allow kids to answer and share your own answer.)*
5. Paul encouraged Timothy to remember that he was designed for a purpose! You are designed for a purpose too! It wasn't always easy for Timothy to speak up for Jesus and it won't always be easy for us either. How can remembering that God is with you help when you have a chance to speak up for Jesus? *(Allow kids to answer and share your own answer.)*
6. We are designed for a purpose, and part of that purpose is to speak up and share Jesus with those around us. The good news of Jesus' love is too good *not* to share! Jesus made a way for us to have a relationship with God. When we trust and follow God, He works through us to point others to that good news. Do you have any questions about what it means to love and follow God? Or do you have any stories you want to share about speaking up for Jesus? *(Allow kids to answer and share your own answer.)*
7. What are some ways we can speak up for Jesus with people who think differently than us? *(Answers may include to live the way that God tells us to in the Bible, share with others that God loves them and sent Jesus for them, share stories about our own faith and why we follow Jesus, and so forth.)*
8. The Bible tells us we are designed for a purpose, and we can speak up for Jesus. God wants us to go and speak up for Him! We don't have to be loud when we tell people about Jesus—we can use our words and actions to share why we follow Him and show others that we love Him. *(Lead the group in prayer. Consider using the following prayer prompt.)*

God, thank You for loving us and designing us with a purpose—to speak up for Jesus! May we find ways to point others to You. Help us to be like a light to the world and show everyone Your love. In Jesus' name we pray, amen.

5 - Jibber Jabber — Older Game

🕒 5 Minutes

📍 Team Time

Kids will try to get others to draw pictures while using nonsense words.

Big Goal: Know that we can speak up for Jesus to those who believe differently than us.

Leader Prep: Write each pair of words on separate index cards: *dog/blah, cat/yippie, house/jibber, flower/jabber, football/boingo, t-shirt/yowza, phone/blip, fork/tinga, sun/floof, star/zip*. Place the cards in a bucket. Set out the supplies.

Supplies

- Paper
- Markers or crayons
- 3-by-5-inch index cards
- Pencil
- Bucket

Jibber Jabber — Older Game Script



Team Time Leader

🗨️ **What To Do:** We're going to play a game called "Jibber Jabber!" What's it called? (*Jibber Jabber!*) In this game, you will try to get your teammates to draw a picture of what is on your card. But there's a twist! Everyone, say, "Ooo, a twist!" (*Ooo, a twist!*) You will only be able to say the silly word that is on your card. You can say it as many times as you like, however you like, and even use motions, but you can *only* say that word. Ready? Who would like to go first?

Keep It Going: Invite kids to come up with their own objects and nonsense words. 🗨️

Jibber Jabber — Older Game Script



Team Time Leader

“ **Loud And Clear:** Do you think it would have been easier to play this game if you could say whatever you want? *(Yes!)*

It’s hard to communicate when you don’t speak the same language! It can also be difficult to speak up for Jesus with someone who acts, thinks, or believes differently than we do. But in this game, you kept trying! Whenever you are nervous about speaking up for Jesus, ask God for help, and just keep trying! He will help you! ”

6 - Speak Up Collage — Older Craft

🕒 5 Minutes

📍 Team Time

Kids will craft a collage to remember the Main Idea.

Big Goal: Remember that we can speak up for Jesus.

Leader Prep: Set out the supplies.

Supplies

- Colored paper
- Blank paper
- Markers or crayons
- Child-safe scissors
- Glue sticks



Team Time Leader

What To Do: Today we are going to make a cool collage to help us remember what we learned from our Bible story. Paul encouraged Timothy to speak up for Jesus, and we are encouraged to do the same!

Take a piece of colored paper and a marker. Try *not* to have the same color combination as anyone else on our team. *(Allow kids to get their supplies.)* On your paper, write ***I can speak up for Jesus.*** Write each letter in its own square, spaced apart, leaving room enough to cut out each letter. After you finish writing, go ahead and cut the letters out. Place the letters in a pile in the middle of the table. *(Allow kids to complete this step.)*

Now, remake the statement! Take letters from the pile in the middle, spell out the statement on your blank paper, then glue the pieces to your paper.

Keep It Going: Instruct kids to write *Paul and Timothy (Acts 16:1-4; 2 Timothy 1; 3)* on the bottom of their collages. ”



Leader Tip

Assist kids with picking paper and marker or crayon color combinations that are different from one another. Encourage kids to create collages with as many different colors as possible.



Team Time Leader

“ Loud And Clear: Paul encouraged Timothy to speak up for Jesus. They both knew it wouldn't always be easy because they were surrounded by people who thought and believed differently than they did. You will meet many people who speak, act, think, and believe differently than you. When you love and follow God, you can know that He will help you speak up for Jesus. Use your collage to remember that God designed you for a purpose. **”**

7 - Hop the Theme Verse — Theme Verse Activity

🕒 5 Minutes

📍 Team Time

Kids will play hopscotch as they jump on a phrase of the Theme verse.

Big Goal: Learn that the Theme verse encourages us to speak up for Jesus.

Leader Prep: Print one copy of the “Hop the Theme Verse Pattern” printable to use for your hopscotch board. Cut the Theme verse papers in half to match the setup of the pattern. Use tape to secure the papers to the floor in a hopscotch pattern, matching the layout on the printable. Use the Theme Verse Poster, Theme Verse Slide, or write the Theme verse in a visible location for the kids to see: *“Let your light shine before others, so that they may see your good works and give glory to your Father in heaven.” (Matthew 5:16)*

Supplies

- “Hop the Theme Verse Pattern” printable
- Scissors (adult-use only)
- Masking or painter’s tape



Safety Tip

Tape the papers to the floor to ensure kids don’t slip and fall.

Hop the Theme Verse — Theme Verse Activity Script



Team Time Leader

“ What To Do: We are going to learn our Theme verse together as a team! First, let’s read it together: “Let your light shine before others, so that they may see your good works and give glory to your Father in heaven. (Matthew 5:16).”

Now let’s play a game called “Hop the Theme Verse.” It’s a game like hopscotch. One at a time, you will hop on a piece of paper and say the phrase on that paper. If there’s one paper, hop with one foot. If there are two papers side by side, hop with both feet. Ready? Let’s hop!

Keep It Going: Allow kids to play while their friends are still on the papers (at least three spaces apart), leading to silly chaos while they are saying the Bible verse at different times. ”

Hop the Theme Verse — Theme Verse Activity Script



Team Time Leader

“ Loud And Clear: This Bible verse says that we should let our light shine before others. That means that our words and actions point others to God. We can do that when we speak up for Jesus! When we speak up for Jesus, we give glory to God, meaning we point others to Him. So let’s let our light and love for Jesus shine bright! ”

8 - Activity Page

🕒 5 Minutes

📍 Team Time

Big Goal: Point to the Simple Truth and provide an opportunity for connection. Celebrate that we can be bold for Jesus.

Leader Prep: Print copies of the Activity page for each child. Set out the supplies.

Supplies

- Activity page
- Markers or crayons (several)

Activity Page Script



Team Time Leader

🗣️ **What To Do:** This Activity page helps us remember some big things we've learned about today. As you color and work on activities, talk to a friend about some of your favorite parts of our time together. 🗣️



Leader Tip

This is a great time to get to know the kids better. You can ask them what they remember about the Bible story, or you can remind them that God designed us for a purpose. We can speak up for Jesus and share the truth about Him—even with people who believe differently than us.

Activity Page Script



Team Time Leader

“ **Loud And Clear:** In today’s Bible story, we learned that Paul encouraged Timothy to be bold and speak up for Jesus! We are designed for a purpose, and we can point others to God by speaking up for Jesus too! We can tell people around us the truth about who Jesus is and what we’ve learned about Him in the Bible. ”

9 - Pickup Time



Team Time



Leader Tip

As kids leave, make sure they have their crafts and papers. Share with the person picking them up something positive you observed today. Invite them back next week.