



I Am Known – God Knows My Real Mistakes

September 08, 2024

✓ This session has been customized by one of your church admins

Bible Story: The Tower of Babylon (Genesis 11:1-9)

Theme Verse: 1 John 3:20b

Agenda

🕒 30 Minutes

1 - Huddle

All Leaders

🕒 0 Minutes



Team Time

Transition from Leaders to Team Time

2 - Connection Questions

Team Time Leader

🕒 0 Minutes

3 - Make The Discovery — Younger Kids

Team Time Leader

🕒 10 Minutes

4 - Best Builders — Younger Game

Team Time Leader

🕒 5 Minutes

5 - Total Tower — Younger Team Time Craft

Team Time Leader

🕒 5 Minutes

6 - Say And Stand — Theme Verse Activity

Team Time Leader

🕒 5 Minutes

7 - Activity Page

Team Time Leader


🕒 5 Minutes

8 - Pickup Time

Team Time Leader

🕒 0 Minutes

1 - Huddle


 Leaders

Leader Tip



Huddle is a pre-service time for you to be equipped and encouraged in your ministry. Your ministry leader will celebrate with you, lead you, and pray for you. Read the Highlight of the Week (sent in your weekly email) to prepare for this time.

2 - Connection Questions

 Team Time

Leader Tip



As kids arrive, assign them to a Color Team—Red, Yellow, Blue, Green, Purple, or Orange. Hyfi Kids Color Teams are a great way to help kids connect with others and feel like they belong to a group. Consider using one color team per grade level (Grades 1–6). If your ministry does not need all six teams, consider having leaders be teams (Older Kids Leaders and Younger Kids Leaders). Kids assigned to those Color Teams can cheer for teammates and participate in activities together.

Use these questions to help you get to know kids as they arrive. Ministry happens best through relationships. By spending this time with kids at the beginning, you will be able to make stronger connections as you begin teaching about how God knows them!

- What was the best part of your week?
- What is your favorite season?
- Which do you like more—fruit or vegetables? Which one is your favorite?
- What are three states you would like to visit someday?
- If you could make your house out of *any* material (like stuffed animals, bouncy balls, candy, and so forth) which would you choose? What do you think it would be like to live there?

3 - Make The Discovery — Younger Kids

🕒 10 Minutes

📍 Team Time

Leader Tip



Use this time for side-by-side discovery-based learning. Kids are invited to participate and discuss, building relationships with each other and their leader. These questions are designed to help all kids—regardless of biblical knowledge or background—feel like they can contribute.

Make The Discovery — Younger Kids Script



Team Time Leader

🗨️ **What To Do:** Let's get ready to have some real talk and answer a few questions together. 🗨️

1. What is a silly or funny mistake you have made? *(Allow kids to answer and share your own answer.)*
2. How would you feel if you got bad grades on a report card? How does it make you feel knowing you never have to be worried about hiding your wrong choices from God? *(Allow kids to answer and share your own answer.)*
3. The Bible tells us we are known, and that God knows our real mistakes. Let's open our Bibles to **Genesis 11:6-7** and read about it together. *(Invite kids to open their Bibles. Read the passage aloud or invite a kid who volunteers to read the passage aloud. Be sure to have Bibles available for kids who need one. Help kids find the passage so everyone can follow along together.)* How does God respond when we sin and make mistakes? *(God steps in and offers forgiveness and a way to rescue us.)*
4. God knows our real mistakes, and He keeps on loving us. Because of this, what are some things we can do when we make wrong choices? *(Allow kids to answer and share your own answer.)*
5. The Bible tells us that God knows us, and He knows our real mistakes. Real talk: God knows the real you—the good and the bad, the wins and the mistakes. He steps and gives us what we need—Jesus. What is something you learned today? Is there anything you have questions about? *(Allow kids to answer and share your own answer.)* Let's talk to God by praying. *(Lead the group in prayer. Consider using the following prayer prompt.)*

God, thank You for knowing our real mistakes. Thank You that you don't reject us, but instead, You love us. Help us remember Your love, especially when we make mistakes. Let us ask You for forgiveness. Thank You for being so good to us, even when we don't deserve it. In Jesus' name we pray, amen.

4 - Best Builders — Younger Game

🕒 5 Minutes

📍 Team Time

Kids build a tower with and without talking.

Big Goal: Remember that God know us.

Leader Prep: Set out the supplies by placing an equal number of cups in each hula hoop.

Supplies

- Plastic cups (several)
- Hula hoops
- Timer or stopwatch

Best Builders — Younger Game Script



Team Time Leader

🗨️ **What To Do:** You are going to try and be the best builders today by building a tower that reminds us of our Bible story. Everyone, say, "Best Builders!" (*Best Builders!*) To play this game, you will form two groups. Your group will have two minutes to build the best tower you can with your group, using the cups in your group's hula hoop. But there is a catch. Say, "Ooo, a catch!" (*Ooo, a catch!*) This first two-minute round, you are not allowed to speak. Everyone, say, "Oh no!" (*Oh no!*) Don't worry, during the second two-minute round, you will be able to communicate with your friends. Are you ready to play? Let's see who's the best builder! 🗨️



Leader Tip

Add more hula hoops and cups to create more groups if you have a large number of kids.



Team Time Leader

“ Loud And Clear: You are *all* really the best builders. Your towers were incredible! What made it challenging to build when you couldn't talk? (*Allow kids to answer.*) You were not able to know what your friends' plans were or how they were planning on adding to the tower. God doesn't have that problem. He knows us. He knows us and everything about us, including our mistakes! We are known by Him! Say, "I am known!" (*I am known!*) **”**

5 - Total Tower — Younger Team Time Craft

🕒 5 Minutes

📍 Team Time

Kids will create a tower out of one sheet of paper.

Big Goal: Remember that God knows everything about us.

Leader Prep: Set out the supplies. Write *God knows my real mistakes* on the dry erase board. Make an example of the craft ahead of time.

1. Fold a sheet of blank paper in half horizontally two times, creating four rectangles.
2. Turn your paper and decorate each quadrant as walls of a tower, adding bricks, windows, vines, and so forth.
3. Write *God / knows / my / real mistakes* across the "walls."
4. Turn your paper on its side and bring the edges together with the design facing out, creating a rectangular prism.
5. Tape the edge of your paper so that the prism can stand on its own.

Supplies

- Cardstock paper
- Markers or crayons (several)
- Pencils
- Tape
- Dry erase board and marker
- "Total Tower" Instructions and Example printable



Team Time Leader

🗨️ What To Do: Everyone, say, "Total Tower!" (*Total Tower!*) We are going to make a tower with one sheet of paper! The first step is to make tower walls. Take your paper and fold it in half from top to bottom so the short ends touch. Fold it in half again the same way. When you open it back up, you should have four equal-sized rectangles. These are going to be our tower walls.

Turn your papers so the long sides are at the top and bottom. Take some time to decorate all four walls to look like tower walls. But you will also write something. On the left section of your tower write *God*. On the next, write *knows*. On the third, write *my*. On the last, write *real mistakes*. This way as you look at all four sides of your tower, you can remember that God knows our real mistakes.

Start decorating! Does your tower have windows, bricks, or vines growing on the sides? It's all up to you.

Once you are done decorating your tower sides, re-crease your fold lines one at a time so that the short ends will touch again, but make sure your tower decorations are on the outside. You will create a rectangular prism. Line up the outside edges of your tower and tape in place. Once your tower is taped, make it stand tall. What a totally cool tower!

Keep It Going: Allow kids to create multiple towers and tape them together to make an even taller tower. 🗨️



Team Time Leader

“ Loud And Clear: You all made some totally cool towers, but it feels like there is something missing. What is missing from your towers? *(Allow kids to answer.)* You are missing the *inside* of your tower. Sometimes, we can be like the tower and look OK on the outside but feel like no one knows what’s going on inside. But God does! He even knows our real mistakes, but He still loves us. When you look at your tower, you can remember that God knows you and that you never have to hide anything from Him. **”**

6 - Say And Stand — Theme Verse Activity

🕒 5 Minutes

📍 Team Time

Kids say a word from the Theme verse and stand in order.

Big Goal: Learn the Theme verse and that God knows everything about us.

Leader Prep: Write one word of the Theme verse on each card. Use the Theme Verse Poster, Theme Verse Slide, or display the Theme verse in a visible place for kids to see: *God is greater than our hearts, and he knows all things. 1 John 3:20b*

Supplies

- 3-by-5-inch index cards (several)
- Marker

Say And Stand — Theme Verse Activity Script



Team Time Leader

🗨️ **What To Do:** We're going to learn our Theme verse by working together! I will give each of you a card with a word from our Theme verse. You will say that word out loud, over and over. As you say it, you also need to listen to what your teammates are saying because you will need to stand together with the Theme verse in order. Can we do it? Let's give it a try!

Keep It Going: Switch the cards and play multiple times. 🗨️

Leader Tip



Smaller groups: Distribute multiple cards to kids, ensuring they are words that are side by side within the verse. Instruct kids to repeat their phrases rather than a single word.

Larger groups: Instruct kids with cards to repeat the word on their cards while kids without cards put the kids with cards in order.



Team Time Leader

“ Loud And Clear: This Bible verse tells us that God is greater than our hearts. He is greater than everything! He is especially greater than all our mistakes. God knows our real mistakes, and He is greater than them all combined! Real talk: no matter how we have messed up, God is willing to forgive us. There is nothing too messed up for Him to fix. We are known and loved by God! **”**

7 - Activity Page

🕒 5 Minutes

📍 Team Time

Big Goal: Point to the Simple Truth and provide an opportunity for connection.

Leader Prep: Print copies of the activity page for each child. Set out the supplies.

Supplies

- Activity Page
- Markers or crayons (several)

Activity Page Script



Team Time Leader

🗨️ **What To Do:** This activity page helps us remember some big things we've learned about today. As you color and work on activities, talk to a friend about some of your favorite parts of our time together. 🗨️



Leader Tip

This is a great time to get to know the kids better. You can ask them what they remember about the Bible story, or you can remind them that we will make mistakes just like the people who tried to build the tower. But God is always willing to forgive us. God knows our real mistakes, but real talk: there is nothing that we can do that will make God stop loving us.


Activity Page Script



Team Time Leader

🗨️ **Loud And Clear:** The people made a mistake by doing building a tower and not following what God said. The consequence of their sin was that God stepped in and mixed up their language. The consequence for our mistakes is separation from God. But we can have faith and know that God knows our real mistakes, and He offers us love and forgiveness no matter what mistakes we make! 🗨️

8 - Pickup Time

 Team Time



Leader Tip

As kids leave, make sure they have their crafts and papers. Share with the person picking them up something positive you observed today. Invite them back next week.