

## The Ten Commandments: Love God

**BIBLE PASSAGE:** Exodus 19:1–20:11; 31:18

**MAIN POINT:** God gave us rules to show that He is holy.

**KEY PASSAGE:** Hebrews 3:5–6

**BIG PICTURE QUESTION:** What is God's plan? God's plan is to rescue His people.

### SMALL GROUP OPENING

(15–20 MINUTES)

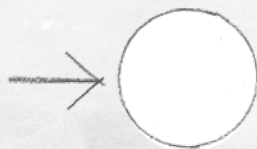
PAGE 58



### LARGE GROUP BIBLE STUDY

(10–15 MINUTES)


PAGE 60



### SMALL GROUP ACTIVITIES

(20–25 MINUTES)

PAGE 62



## Leader BIBLE STUDY

God rescued His people from slavery in Egypt. He then led them into the desert toward Mount Sinai. The Israelites camped at the base of the mountain while Moses went up the mountain to talk to God. God gave Moses the laws the Israelites were to obey. God renewed the covenant He made with Abraham, Isaac, and Jacob with the whole nation of Israel. They were His people, and He was their God. (Ex. 19:5–6)

God wanted perfect obedience from His people. His laws covered every part of their lives, and the laws were summed up in the Ten Commandments. God did not give laws just for the sake of having laws. His laws had a purpose; they

revealed to the people what life will be like when Christ establishes His kingdom. They showed how righteous people live and interact with God and with others.

The Ten Commandments can be grouped into two categories: The first four laws deal with a person's relationship with God and the last six laws deal with a person's relationship with others.

Just 10. It would be easy enough to keep just 10 rules, right? The Israelites proved they could not keep a single one of God's laws. Their hearts were full of sin. Moses mediated for the Israelites, asking God to forgive the people's sin. Moses was a good mediator, but he wasn't perfect. The Israelites needed someone who could keep the laws perfectly for them, mediate between them and God, and satisfy God's wrath against them. They needed Jesus. (See 1 Tim. 2:5.)

The preschoolers you teach this week have sinful hearts. They cannot obey God perfectly, and they need a Savior. Point preschoolers to Jesus and help them understand that God is pleased with us because He looks at Jesus, who never sinned. Because of Christ, we can have a right relationship with God.



**MINISTRY GRID**  
training made simple

Additional resources for each session are available at [gospelproject.com](http://gospelproject.com). For free training and session-by-session help, visit [www.ministrygrid.com/web/thegospelproject](http://www.ministrygrid.com/web/thegospelproject).

# The BIBLE STORY

## The Ten Commandments: Love God

*Exodus 19:1–20:11; 31:18*

Moses and the Israelites were in the wilderness. They set up camp at the base of a mountain called Mount Sinai. God had rescued the Israelites from slavery in Egypt, and He had a plan to make them His special people. **God wanted to make a special agreement with the Israelites.**

**Moses went up the mountain. God called to him, saying, “Tell the Israelites these words: ‘You have seen what I did to the Egyptians and how I rescued you. If you listen carefully to Me and keep My covenant, you will be My people.’”**

**Moses went back to the people. He told them what God had said. The Israelites said, “We will do everything the Lord said.” So Moses went back to the Lord.**

**God told Moses, “I am going to come to you in a thick cloud. Get the people ready to hear Me speak to you so that they will believe you.”**

**Moses got the people ready. Three days later, thunder rumbled and lightning lit up the sky. A thick cloud came down on the mountain, and a loud trumpet sounded. All the people in the camp shook because they were afraid. Then Moses brought the people out of the camp. They stood at the bottom of the mountain.**

**God came down the mountain in a fire, and smoke covered the mountain. The mountain shook, and the trumpet sound got louder. God told the people not to come up the mountain.**

**“I am the Lord your God. I brought you out of the land of Egypt. I set you free from slavery,” He said.**

**Then God gave Moses the Ten Commandments.**

The first four commandments told the Israelites what it looks like to have a right relationship with God: “Do not have other gods besides Me. Do not make an idol for yourself. Do not misuse the name of the Lord your God. Remember the Sabbath day, to keep it holy.”

When God finished speaking to Moses, He gave Moses two stone tablets. God had written on the tablets with His own finger.

*Christ Connection: God gave us rules to show that He is holy. Our sin keeps us away from God, but Jesus came to bring us back to Him. Jesus is holy; He never sinned. We can trust Him to forgive our sin.*



**WANT TO  
DISCOVER  
GOD'S WORD?  
GET  
MORE!**

Invite preschoolers to check out this week's devotionals to discover that Moses gave to the Israelites all of God's rules. (Ex.19:7) The Ten Commandments show us how God wants us to live. God is holy, and He never changes. Order in bulk, subscribe quarterly, or purchase individually. For more information, check out [www.lifeway.com/devotionals](http://www.lifeway.com/devotionals).



# Small Group OPENING

**SESSION TITLE:** The Ten Commandments: Love God

**BIBLE PASSAGE:** Exodus 19:1–20:11; 31:18

**MAIN POINT:** God gave us rules to show that He is holy.

**KEY PASSAGE:** Hebrews 3:5–6

**BIG PICTURE QUESTION:** What is God's plan? God's plan is to rescue His people.

---

## Welcome time

- “God Gives Us Everything We Need” song
- offering basket
- Allergy Alert download
- favorite toys related to the Bible story theme

Play the unit theme song in the background as you greet preschoolers and follow your church's security procedures. Set an offering basket near the door to collect at an appropriate time. Post an allergy alert, if necessary. Set out a few favorite theme-related toys, such as puzzles and blocks.

## Activity page

- “What Do You Love?” activity page, 1 per child
- pencils or crayons

Guide preschoolers to examine the items and circle those items they would say they love.

**SAY** • God has given us so many wonderful things to enjoy, but God Himself is better than all the things He has given us. We are happiest when we love Him most of all. In today's Bible story, God gave commands to show His people what it looks like to love Him most.

## Count to 10

Provide the children with counting bears, blocks, or other manipulatives. Instruct them to count to 10 using the counting items to help. They can place them in a pile, in a line, or just move them out of the way as they count. For younger preschoolers, allow them to count two groups of five. Explain that five and five equal 10.



- various items, 10

**SAY** • Great job counting to 10! Ten is a special number in the Bible because God gave His people 10 important rules to show that He is holy. *Holy* means that God always does what is right, and He never does what is wrong.

## Pass the beanbag

Invite preschoolers to sit in a circle with you, facing inward. Explain to the children that you are going to play a game where everyone passes the beanbag to a friend as quickly as possible according to a rule you call out. When you call out a new rule, children have to play the game by the new rule. For the first round, call out “Pass the beanbag to your right.” Demonstrate by passing the beanbag to the child on your right. Other rules could be “Pass the beanbag to your left,” “Pass the beanbag with one hand,” and “Pat the beanbag before you pass it.” For younger preschoolers, simply change the direction the beanbag travels.

**SAY** • Great job following the rules of our game! Today we’re going to learn about some rules God gave His people, and His plan to rescue them when they did not keep all of His rules.

## Transition to Bible study

To gain the attention of all the preschoolers to move them to Bible study, show the countdown video, flip off the lights, or clap a simple rhythm for the children to copy. Invite preschoolers to count to ten as they move to Bible study.



• beanbag

• countdown video  
(optional)

# Large Group LEADER

**SESSION TITLE:** The Ten Commandments: Love God

**BIBLE PASSAGE:** Exodus 19:1–20:11; 31:18

**MAIN POINT:** God gave us rules to show that He is holy.

**KEY PASSAGE:** Hebrews 3:5-6

**BIG PICTURE QUESTION:** What is God's plan? God's plan is to rescue His people.

---

## Introduce the Bible story

Introduce the Bible story by counting to 10 out loud with the preschoolers. As you count, hold your hands in the air and count using your fingers. Invite the children to do the same.

**SAY** • Today we are going to hear a story from the Bible about 10 special rules that God gave His people. Let's listen to hear why God gave His people 10 rules.

## Watch or tell the Bible story

Open your Bible to Exodus 19.

**SAY** • The Bible is God's words. God's words are important. We can believe everything the Bible says because it is true. Today's Bible story comes from the second book of the Bible, Exodus.

Show the Bible story video "The Ten Commandments: Love God" or tell the Bible story in your own words using the script provided. Use the bolded version for younger preschoolers.

## Talk about the Bible story

**SAY** • **God gave us rules to show that He is holy.** God doesn't have to try to do what is right and good, He

- Bible
- "The Ten Commandments: Love God" video
- Bible Story Picture Poster

- Main Point Poster
- Giant Timeline or Big Story Circle

just does it because He *is* right and good! Our sin keeps us away from God, but Jesus came to bring us to God. Jesus is holy; He never sinned. We can trust Him to forgive our sin.

Point to today's Bible story on the giant timeline or big story circle as you ask the following review questions:

1. God said if the people kept His covenant, whose people would they be? (*God's people*)
2. What rules did God give to the people? (*the Ten Commandments*)
3. Which commandments tell us what it looks like to have a right relationship with God? (*the first four*)
4. What did God give Moses after He was finished speaking with him? (*two stone tablets God had written on with His own finger*)

## Learn the big picture question

**SAY** • The Ten Commandments show us what God is like and what it looks like to love and obey Him. We are sinners and break God's rules when we make wrong choices. ***What is God's plan? God's plan is to rescue His people.*** God sent Jesus to rescue us from sin.

• Big Picture Question Poster

## Practice the key passage

Open your Bible to Hebrews 3:5-6. Read the key passage aloud several times. Sing together the key passage song, "Confidence of Our Hope."

• Key Passage Poster  
• "Confidence of Our Hope" song

**SAY** • Our key passage tells us that Jesus always obeyed God. Jesus is holy; He never sinned. We trust in Jesus to forgive us and rescue us from sin.

## Transition to small groups

# Small Group ACTIVITIES

**SESSION TITLE:** The Ten Commandments: Love God

**BIBLE PASSAGE:** Exodus 19:1–20:11; 31:18

**MAIN POINT:** God gave us rules to show that He is holy.

**KEY PASSAGE:** Hebrews 3:5-6

**BIG PICTURE QUESTION:** What is God's plan? God's plan is to rescue His people.

---



- large sheet of paper
- cloud cutout or cotton balls
- tape

## Pin the cloud on Mount Sinai

Cut or fold a large sheet of paper into a triangle shape and tape it to the wall at a preschoolers eye level. Give each child a cloud cutout or a stretched-out cotton ball with a piece of rolled tape on the other side. Invite children to pin their cloud on Mount Sinai. For older preschoolers, invite them to close their eyes as they try to pin their cloud on the mountain.

**SAY** • God met with Moses on Mount Sinai. When God spoke to Moses on the mountain, the mountain was covered with a cloud! On the mountain, **God gave us rules to show that He is holy.** Our sin keeps us away from God, but Jesus came to bring us back to Him. Jesus is holy; He never sinned. We can trust Him to forgive our sin.

## Make a trumpet

- paper
- tape
- stickers
- crayons

Help the preschoolers make trumpets by rolling up construction paper and taping it together. Children may decorate their trumpets with stickers and crayons. When they are done, demonstrate how to make a loud trumpet sound. Ask the children if trumpets sound loud or soft.

**SAY** • Trumpets are loud! When God covered the mountain

with a cloud, the people heard a loud trumpet and they were scared! God is holy, but people are not holy. **God gave us rules to show that He is holy** so we can have a right relationship with Him. Our sin keeps us away from God, but Jesus came to bring us back to Him. We can trust Jesus to forgive our sin.

## Remember God's commandments

Cut red and green construction paper into several pieces, one piece for each preschooler. Give each child one red piece of paper and one green piece of paper. Explain that you are going to call out some rules. Some will be God's commandments; others will be made-up rules. When children think you said one of God's commandments, they hold up the green card. If they think you said a made-up rule, they hold up the red card.

Sample rules:

- Do not have other gods besides Me. (*green*)
- Eat pizza every day. (*red*)
- Do not make an idol. (*green*)
- Sleep with your shoes on. (*red*)
- Do not misuse God's name. (*green*)
- Do not brush your teeth. (*red*)
- Remember the Sabbath day, to keep it holy. (*green*)

**SAY** • Rules are important. We have lots of rules at home, at church, and at school. God's rules are most important. **God gave us rules to show that He is holy.** Our sin keeps us away from God, but Jesus came to bring us back to Him. Jesus is holy; He never sinned. We can trust Him to forgive our sin.

- red and green construction paper
- scissors (optional)

- Bibles of various sizes and colors
- blankets or pop tent (optional)

## Explore Bibles together

Place several Bibles in a pop tent or under a table and cover part of the table with a blanket. (Make sure you can still clearly see the preschoolers.) Invite preschoolers to sit inside the “tent” and “read” the Bibles. You may place bookmarks at the Ten Commandments for older preschoolers to open the Bibles to God’s special rules.

**SAY** • The Bible is God’s words, and God’s words are true. In the Bible, **God gave us rules to show that He is holy.** Are people holy like God? No, we are not. We make wrong choices, even when we try really hard to obey. Our sin keeps us away from God, but Jesus came to bring us back to Him. Jesus is holy; He never sinned. We can trust Him to forgive our sin.

- “Missions Prayer Cards” printable
- bag or basket

## Pray for cities and nations

Print and cut out the “Missions Prayer Cards.” Place the prayer cards in a bag or basket. Explain to preschoolers that there are many people around the world who do not have a right relationship with God. Many people worship other gods or don’t believe in God at all. Invite preschoolers to come up one at a time and select a card from the bag. A preschooler may hold his card up while you tell the other preschoolers about the place on the card using the information provided. Pray for each city or nation.

**SAY** • God is the one true God who alone deserves worship. **God gave us rules to show that He is holy.** People are sinners and worship things others than God, but God sent Jesus so that people can have a right relationship with God. Jesus is holy; He never sinned. When people trust in Jesus, God forgives their sin.

## Snack

Play the countdown video to signal the end of activities. Guide preschoolers to clean their areas. Take a restroom break and wash hands. Gather preschoolers for snack time. Thank God for the snack.

Serve 10 crackers or 10 pretzel sticks (or any snack in a group of ten). Invite preschoolers to count to 10 after you have finished passing out the snack. As the children are eating, remind them that God gave His people 10 rules to show that He is holy. The first four commandments talk about loving God.

- countdown video (optional)
- Allergy Alert download
- snack food
- paper cups and napkins

## Transition

When a child finishes his snack, guide him to throw away any trash. He may select a book or puzzle to examine, play quietly with play dough or a favorite toy, or color the Bible story coloring page.

Offer the journal page and invite preschoolers to draw a picture of themselves obeying one of God's commands. Pray for the children.

**SAY** • Dear God, thank You for being holy. Thank You for always doing what is right and good! Thank You, God, for sending Your Son, Jesus, to come to earth to rescue us from sin. Thank You, Jesus, for dying on the cross and coming back to life to save us, even though You never disobeyed God. Thank You for changing our hearts to love You and obey You when we trust in You. Amen.

If parents are picking up their children at this time, tell them something that their child enjoyed doing or did well during the session. Distribute the preschool big picture cards for families.

- Journal Page printable, 1 per child
- Bible Story Coloring Page
- crayons
- Big Picture Cards for Families: Babies, Toddlers, and Preschool



# Journal Page

## God the Redeemer

**Key Passage:** Hebrews 3:5-6

**Big Picture Questions:** What is God's plan?  
God's plan is to rescue His people.

**Session 1:** Moses Was Born and Called  
*Exodus 1:8-2:10, 23-25; 3:1-4:20*  
God rescued Moses to save His people.

**Session 2:** The Plagues, the Passover, and the  
Crossing of the Red Sea  
*Exodus 5-14*  
God showed Egypt that only He is  
God.


**Session 3:** The Wilderness Test  
*Exodus 15:22-17:7*  
God gave His people food and water.

**Session 4:** The Golden Calf  
*Exodus 32:1-35; 34:1-9*  
God's people worshiped a golden calf.

**Session 5:** The Ten Commandments: Love God  
*Exodus 19:1-20:11; 31:18*  
God gave us rules to show that He is  
holy.








**Moses was  
faithful as a  
servant ... But  
Christ is faithful  
as the Son.  
Hebrews 3:5-6**





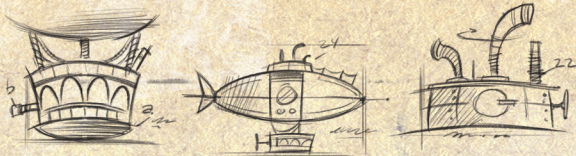


Moses verily was  
faithful ... as a  
servant, ... But  
Christ as a son.

Hebrews 3:5-6








Moses was  
faithful as a  
servant ...

But Christ was  
faithful as a Son.

Hebrews 3:5-6







Now Moses was  
faithful ... as a  
servant ... but  
Christ is faithful  
... as a son.

Hebrews 3:5-6





God gave us  
rules to show  
that He is holy.









# What Do You Love?

DOWNLOAD THE  
TGP FAMILY APP

**INSTRUCTIONS:** Circle the items you love.



**KEY PASSAGE:** Hebrews 3:5-6

**BIG PICTURE QUESTION:**

- What is God's plan? God's plan is to rescue His people.

**BIBLE STORY:**

**THE TEN COMMANDMENTS: LOVE GOD**

- God gave His people the Ten Commandments.
- The first four commandments are about loving God.
- God gave us rules to show that He is holy.

**FAMILY DISCUSSION STARTERS:**


- What do God's rules show us about God?
- What are some things we might love more than we love God?
- How can we put God first as a family?

**FAMILY ACTIVITY:**

- Talk about rules and the consequences for breaking them. Admit that adults have trouble following rules. Thank God for His plan to send Jesus.
- Take it further: Create fun but manageable rules for your family to follow this week. At the end of the week, ask if it was easy to follow the rules.

*Preschool Activity Pages*  
Unit 4, Session 5








**MAIN POINT: GOD GAVE US RULES  
TO SHOW THAT HE IS HOLY.**






# What is God's plan?





# What is God's plan?

God's plan is to  
rescue His people.





## LONDON, ENGLAND

London is the capital and largest city in England, often called the “capital of the world.” More than 13.6 million people live in the London metropolitan area, and many of those people have moved to London from cities all over the world. More than 300 languages are spoken in the greater London area. In such a large, multi-cultural city, missionaries have a huge task of spreading the good news about Jesus. Pray for missionaries in London as they share the gospel with people from all over the world in one huge city.



## ICELAND

Iceland is a Nordic island country located between the North Atlantic Ocean and the Arctic Ocean. Iceland is home to roughly 329,000 people. The capital and largest city is Reykjavik (RAYK-yuh-VIK). Iceland has active volcanoes, and Iceland experienced volcanic eruptions in March and April 2010 as well as May 2011. Although roughly 70% of Iceland’s population say they are Christians, only 10% of Icelanders attend church at least once a month. Pray for missionaries serving in Iceland to bring the gospel to the people of Iceland. Pray that they will equip Icelandic Christians to meet and worship Jesus together.



## SCOTLAND

Scotland is a country in the United Kingdom. Located north of England, Scotland is home to roughly 5 million people. Though roughly 53% of the people say they are Christians, 43% of the people do not follow any religion. Missionaries like Gena Wilson are taking the gospel to areas of Scotland where the gospel is not welcome. Missionary families like Gena, TJ, and Eli Odom are reaching out to their community in Scotland through events. Pray for missionaries in Scotland to share the good news about Jesus.



## CZECH REPUBLIC (pronounced CHECK)

The Czech Republic is a country in Central Europe with Germany to the west, Austria to the south, Slovakia to the southeast, and Poland to the northeast. Czech Republic was originally part of a country called Czechoslovakia after World War I. After World War II, Czechoslovakia became part of the Soviet Union. In January 1993, Czechoslovakia peacefully divided and became two distinct countries: the Czech Republic and Slovakia. Roughly 10.5 million people live in Czech Republic, but the majority of the people do not believe that God is real. Many have heard of Jesus, but they choose not to follow Him. Missionaries like the Johnson family build relationships with Czech families so they can tell them about Jesus. Pray for the Johnsons’ family camp outreach so they can tell kids and their families the good news about Jesus.

