

The Tabernacle Was Built

BIBLE PASSAGE: Exodus 35:4–40:38

MAIN POINT: God told His people to build the tabernacle.

KEY PASSAGE: Leviticus 11:45

BIG PICTURE QUESTION: Who can keep God's law? No one can keep God's law except Jesus.

2

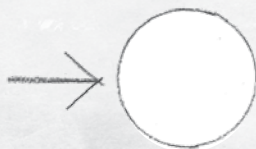
SMALL GROUP OPENING
(15–20 MINUTES)

PAGE 122




LARGE GROUP BIBLE STUDY
(10–15 MINUTES)

PAGE 124



SMALL GROUP ACTIVITIES
(20–25 MINUTES)

PAGE 126



Leader BIBLE STUDY

Thirteen of the last sixteen chapters of the Book of Exodus consist of instructions for building the tabernacle. The word tabernacle means “dwelling place.” The tabernacle was a portable tent where God met with His people. God had a great purpose for the tabernacle. (See Ex. 29:45-46.)

Moses had been on the mountain talking with God for 40 days. God wrote the Ten Commandments, the words of the covenant, on tablets. When Moses returned, he called all of the Israelite community together and gave them the instructions God had given him. (Ex. 24:3-4)

God's directions for building the tabernacle were very

detailed. God was not trying to burden the people; He was trying to show them His holiness and absolute authority. God appointed Bezalel and Oholiab to oversee the building of the tabernacle, giving them wisdom, understanding, and craftsmanship. Every skilled person “whose heart moved him” eagerly worked on the tabernacle of the Lord. (See Ex. 35:30-35; 36:1-6.)

God gave the Israelites the tabernacle as a visual picture of His dwelling with them. The tabernacle—and later the temple that replaced it—was a temporary place for God’s glory to dwell until the coming of Christ. (2 Cor. 4:6) Every part of the tabernacle was designed to illustrate God’s relationship with His people.

Christ is the New Testament fulfillment of the Old Testament tabernacle. John 1:14 says that “the Word became flesh and took up residence among us.” Jesus made His dwelling with people. He tabernacled with them. (Rev. 21:3)

As you teach preschoolers about the building of the tabernacle, show them God’s desire to be with His people. Emphasize that Jesus was God’s plan to bring people back to Himself.



Additional resources for each session are available at gospelproject.com. For free training and session-by-session help, visit www.ministrygrid.com/web/thegospelproject.

The BIBLE STORY

The Tabernacle Was Built

Exodus 35:4–40:38

When Moses was on the mountain with God, God said, “Tell the Israelites to make a tabernacle for Me so that I may be with them.” Then God gave Moses instructions for building the tabernacle, or tent of worship. God told Moses how to build everything that went inside it.

“Make it exactly like I show you,” God said.

So Moses gathered all of the Israelites together. He told them everything God had said, and **he asked them to bring materials to build the tabernacle. Everyone who wanted to give brought an offering for the tabernacle.** They brought gold jewelry; blue, purple, and scarlet yarn; fine linen and goat hair; animal skins; wood; oil; spices; and gemstones.

God gave two men, Bezalel (BEHZ uh lehl) and Oholiab (oh HOH lih ab), special skills for building and creating things. Bezalel, Oholiab, and **all the skilled people worked together to build the tabernacle for God.**

At the same time, people kept bringing offerings of what they had. Pretty soon, the workers came to Moses and said, “The people are bringing more than enough. We don’t need all of this to build the tabernacle as God instructed.” So Moses told the Israelites to stop bringing their offerings.

Everyone working on the tabernacle built it just as God had said. The tabernacle had a wooden frame and places to hang the curtains and the roof of the tent.

Inside the tabernacle, the people made a veil. They made an ark, a table, a lampstand, and many other parts. **Every part had its special purpose and was made just as God**

had said.

When the time came, God told Moses how to set up the tabernacle. God told him how to anoint, or pour oil on, the tabernacle to make it holy. **God told Moses to bring Aaron and his sons to the entrance of the tabernacle. Aaron put on the holy clothing that the workers made, and Moses anointed him to be priest. Aaron's sons were anointed to serve God as priests too.**

Moses did exactly what God commanded, and the tabernacle was finished. God was in a thick cloud. God made a sign for the people: If the cloud covered the tabernacle, the people would stay where they were. When the cloud lifted from the tabernacle, the Israelites would move and take the tabernacle with them. The cloud of the Lord was on the tabernacle during the day, and fire was inside the cloud at night. All of the Israelites could see it as they traveled.

Christ Connection: God told the people of Israel to build a tabernacle. The tabernacle was like a big tent where God met with His people. As part of His plan to save people from sin, God sent Jesus to earth to "tabernacle," or meet with us.



**WANT TO
DISCOVER
GOD'S WORD?
GET
MORE!**

Invite preschoolers to check out this week's devotionals to discover God gave His people instructions to build the tabernacle (Ex. 35:1). The tabernacle pointed to when God sent Jesus to destroy sin and dwell with His people. Order in bulk, subscribe quarterly, or purchase individually. For more information, check out www.lifeway.com/devotionals.

Small Group OPENING

SESSION TITLE: The Tabernacle Was Built

BIBLE PASSAGE: Exodus 35:4–40:38

MAIN POINT: God told His people to build the tabernacle.

KEY PASSAGE: Leviticus 11:45

BIG PICTURE QUESTION: Who can keep God's law? No one can keep God's law except Jesus.

Welcome time

- "Holy God (Holy, Holy, Holy)" song
- offering basket
- Allergy Alert download
- favorite toys related to the Bible story theme

Play the unit theme song in the background as you greet preschoolers and follow your church's security procedures. Set an offering basket near the door to collect at an appropriate time. Post an allergy alert, if necessary. Set out a few favorite theme-related toys, such as puzzles and blocks.

Activity page

- The Right Tools" activity page, 1 per child
- pencils or crayons

Invite preschoolers to examine each tool. Guide them to draw an *X* over each tool that would not be used for building.

SAY • In today's Bible story, God told Moses to tell the Israelites to make a tabernacle, or tent of worship. God wanted a place where He could be with His people. God gave Moses very specific instructions for how to build the tabernacle and what it would look like. We will discover more in our Bible story.

Build with blocks

Provide blocks for the preschoolers to build a tower or a house. You may also provide pillowcases for preschoolers to drape over the blocks to make "tents."

SAY • Good job building with the blocks! Today we are



- blocks
- pillowcases (optional)

going to hear how God told His people to build a tabernacle. A tabernacle is a special place where God's people could meet with Him.

Follow directions relay

Invite the preschoolers to line up single file. On the other end of the room place an adult's buttoned shirt on the ground. Tell the preschoolers that when you say go, the first child in line is going to walk across the room and put on the shirt over his clothes. (Preschoolers do not need to fasten the buttons.) Once he is wearing the shirt, you will give him a simple task such as "hop three times." Then he will remove the shirt, walk to the back of the line, and the next child will go.

SAY • Great job following directions! You had to listen to complete the task the right way. In today's Bible story, we're going to learn that God had a special job for His people. God gave them special directions they had to follow exactly. We'll see how they did!



• adult's buttoned shirt

Transition to Bible study

To gain the attention of all the preschoolers to move them to Bible study, show the countdown video, flip off the lights, or clap a simple rhythm for the children to copy. As preschoolers move to Bible study, give them specific instructions about where and how to sit. Affirm them for following your instructions.

• countdown video
(optional)

Large Group LEADER

SESSION TITLE: The Tabernacle Was Built

BIBLE PASSAGE: Exodus 35:4–40:38

MAIN POINT: God told His people to build the tabernacle.

KEY PASSAGE: Leviticus 11:45

BIG PICTURE QUESTION: Who can keep God's law? No one can keep God's law except Jesus.

Introduce the Bible story

Invite preschoolers to follow you as you march around the room. Occasionally change the way you are marching (spin around, march and clap, sidestep, or skip). Guide the children to follow your actions exactly.

SAY • You did a great job following directions! Today we are going to hear a Bible story about God's people following specific directions from God to build a special tent called the tabernacle.

Watch or tell the Bible story

Open your Bible to Exodus 35.

SAY • The Bible is the most important book in the entire world! The Bible has God's words in it. Everything in the Bible is true. Today's Bible story comes from the second book of the Bible, Exodus.

Show the Bible story video "The Tabernacle Was Built" or tell the Bible story in your own words using the script provided. Use the bolded version for younger preschoolers.

Talk about the Bible story

SAY • God chose the Israelites to be His people, and He wanted to be with them. **God told His people to**

- Bible
- "The Tabernacle Was Built" video
- Bible Story Picture Poster

- Main Point Poster
- Giant Timeline or Big Story Circle

build the tabernacle. The tabernacle was like a big tent where God met with His people. As part of His plan to save people from sin, God sent Jesus to earth to “tabernacle,” or meet with us.

Point to the Bible story picture on the giant timeline or big story circle as you ask the following review questions:

1. What did God tell the people to build? (**God told His people to build the tabernacle.**)
2. What did God give the people so they would know how to build the tabernacle? (*instructions*)
3. What did the people do when the cloud lifted from the tabernacle? (*They moved with it.*)
4. What was inside the cloud of the Lord at night? (*fire*)

Learn the big picture question

SAY • Do you remember our big picture question? ***Who can keep God’s law? No one can keep God’s law except Jesus.*** We are sinners. We make wrong choices, but Jesus always does what is right and good. God sent Jesus to live a perfect life and to forgive us for the wrong things we do.

• Big Picture Question Poster

Practice the key passage

Open your Bible to Leviticus 11:45. Read the key passage aloud several times. Sing together the key passage song, “You Must Be Holy.”

SAY • Our key passage tells us that God wants us to be holy like He is holy. We can try really hard to do what is right, but we are still sinners. Jesus forgives us of our sin when we trust in Him.

• Key Passage Poster
• “You Must Be Holy” song

Transition to small groups

Small Group ACTIVITIES

SESSION TITLE: The Tabernacle Was Built

BIBLE PASSAGE: Exodus 35:4–40:38

MAIN POINT: God told His people to build the tabernacle.

KEY PASSAGE: Leviticus 11:45

BIG PICTURE QUESTION: Who can keep God's law? No one can keep God's law except Jesus.



LOW PREP

Follow instructions

Instruct preschoolers to perform an action while answering the big picture question. Examples of actions include: tiptoeing, bear crawling, jumping up and down, crab walking, walking backwards. Do not be concerned if some preschoolers have trouble completing the action. Encourage them and offer alternative actions if they become frustrated.

SAY • Doing some of those actions while trying to remember the big picture answer was hard! Sometimes doing things exactly right is hard. Our big picture question and answer says, ***Who can keep God's law? No one can keep God's law except Jesus.*** Even when we mess up, God still loves us and wants to be with us. **God told His people to build a tabernacle.** As part of His plan to save people from sin, God sent Jesus to earth to “tabernacle,” or meet with us.

Tabernacle matching game

Invite the children to play a matching card game with the cards provided. Before laying the cards facedown, show the preschoolers all of the illustrations and explain what they represent. (For younger preschoolers, place the cards

• “Tabernacle Matching Cards” printable

faceup.) As children take turns flipping over two cards at a time, briefly remind them how that item was used in the tabernacle. Play as time allows.

SAY • The tabernacle was a special tent where God met with His people. **God told His people to build the tabernacle** because He wanted to be with His people. Every part of the tabernacle was designed by God. The Israelites made it just like God said.

Search for the tabernacle items

Before the session begins, hide spools of thread without needles, plastic necklaces, toy gold coins, and colorful scarves around the room. Invite the preschoolers to look around the room to find items that could be used to build the tabernacle. Give the children hints and plenty of time to find all the items. When everything has been found, invite the children up individually to place their findings in a basket for the tabernacle.

- spools of thread (red, blue, purple)
- plastic necklaces
- toy gold coins
- colorful scarves

SAY • **God told His people to build the tabernacle.**

The Israelites were so happy to bring gold, jewelry, colored yarn, fine linen, wood, oil, and much more to build the tabernacle! God's people worked together to build the tabernacle and to honor God. As part of His plan to save people from sin, God sent Jesus to earth to "tabernacle," or meet with us. When we trust in Jesus, we get to be with Him forever!

Make a picture frame

Provide the preschoolers with craft sticks, adhesive plastic jewels, glue, markers, colorful yarn, and magnetic tape. Help the children glue their craft sticks in a square shape to make a picture frame. (For younger preschoolers, glue

- craft sticks, 4 per child
- adhesive plastic jewels
- glue
- markers
- colorful yarn
- magnetic tape

frames together before class.) Invite preschoolers to decorate their frames. Add the magnetic tape to the back of the frames when they have finished.

SAY • Many of the items we used to make our picture frames look like the items the Israelites used to build the tabernacle. **God told His people to build a tabernacle.** The tabernacle was like a big tent where God met with His people. As part of His plan to save people from sin, God sent Jesus to earth to “tabernacle,” or meet with us.

Parachute fun

• vinyl parachute or large flat bedsheet

Provide a parachute or a large flat bedsheet. Invite children to stand in a circle, holding tightly to the edge of the sheet or parachute. Instruct them to hold tight to the parachute as they lift their hands over their head when you count to three and quickly walk inside the parachute and sit down under it. Briefly review the Bible story as you sit inside the “tent.”

SAY • God told His people to build a tabernacle. The tabernacle was like a big tent where God met with His people. As part of His plan to save people from sin, God sent Jesus to earth to “tabernacle,” or meet with us.

Snack

Play the countdown video to signal the end of activities. Guide preschoolers to clean their areas. Take a restroom break and wash hands. Gather preschoolers for snack time. Thank God for the snack.

Serve alphabet-shaped crackers or cookies for preschoolers to enjoy. Invite children to look for the letter *O* and the letter *B*. Remind children that God gave Oholiab and Bezalel the ability to make the beautiful things for the tabernacle according to God's instructions. Talk about how God gives the children the ability to serve Him, too.

- countdown video (optional)
- Allergy Alert download
- snack food
- paper cups and napkins

Transition

When a child finishes her snack, guide her to throw away any trash. She may select a book or puzzle to examine, play quietly with play dough or a favorite toy, or color the Bible story coloring page.

Offer the journal page and invite preschoolers to draw a picture of what they think the tabernacle looked like. Remind them that the tabernacle was a special place where God could meet with His people. Pray for the children.

SAY • Dear God, thank You for Your holiness. Thank You for wanting to be with Your people, even though we aren't holy like You. Thank You for sending Jesus to forgive us from our sin so we can be with You forever. Amen.

If parents are picking up their children at this time, tell them something that their child enjoyed doing or did well during the session. Distribute the preschool big picture cards for families.

- Journal Page printable, 1 per child
- Bible Story Coloring Page
- crayons
- Big Picture Cards for Families: Babies, Toddlers, and Preschool

Journal Page

God Is Holy

Key Passage: Leviticus 11:45

Big Picture Question: Who can keep God's law?
No one can keep God's law except Jesus.

Session 1: The Ten Commandments: Love Others
Exodus 20:12-17
God gave us rules about loving others.


Session 2: The Tabernacle Was Built
Exodus 35:4-40:38
God told His people to build the tabernacle.

Session 3: God Gave Rules for Sacrifice
Leviticus 1-27
God provided a way to forgive His people.

Session 4: Worship Only God
Deuteronomy 1; 3:23-4:40
The Lord alone is God.

Session 6: God Reminded His People of His Covenant
Deuteronomy 5:1-6:25; 8:1-11:1, 26-28
God wanted His people to remember His promise.






**I am the LORD ...
therefore be holy,
because I am
holy.**

Leviticus 11:45






**I am the LORD ...
ye shall therefore
be holy, for
I am holy.**


Leviticus 11:45





I am Yahweh ...
you must be
holy because
I am holy.
Leviticus 11:45





**“I am the Lord
... You shall
therefore be holy,
for I am holy.”**

Leviticus 11:45



God told His
people to build
the tabernacle.





The Right Tools

DOWNLOAD THE
TGP FAMILY APP

Instructions: Draw an X on the tools you would NOT use for building.



KEY PASSAGE: Leviticus 11:45

BIG PICTURE QUESTION:

- Who can keep God's law? No one can keep God's law except Jesus.

BIBLE STORY:

THE TABERNACLE WAS BUILT

- God wanted the Israelites to make a tabernacle for Him to be with His people.
- God gave Moses instructions for building the tabernacle.
- The people gave offerings and built the tabernacle just as God told them to build it.

FAMILY DISCUSSION STARTERS:

- Share about a time you followed instructions.
- What are some skills God has given the members of our family?
- How do you see that God is with you today?

FAMILY ACTIVITY:

- Invite kids to draw a picture of your house. Talk about what it means to dwell in your home.
- Take it further: Read John 1:14. Talk about God's plan to send Jesus to dwell with us on earth and rescue us from sin.



Who can
keep God's
law?





Who can keep God's law?

No one can keep
God's law except
Jesus.



