

God Gave Rules for Sacrifice

BIBLE PASSAGE: Leviticus 1–27

MAIN POINT: God provided a way to forgive His people.

KEY PASSAGE: Leviticus 11:45

BIG PICTURE QUESTION: Who can keep God's law? No one can keep God's law except Jesus.

SMALL GROUP OPENING

(15–20 MINUTES)

PAGE 134

LARGE GROUP BIBLE STUDY



(10–15 MINUTES)

PAGE 136

SMALL GROUP ACTIVITIES

(20–25 MINUTES)

PAGE 138



Leader BIBLE STUDY

The tabernacle was complete. God now had a place where His glory could dwell without causing the Israelites to fear death. God had given His people laws from the mountain, and He gave them more rules for living and worshipping Him when He dwelled in the tabernacle. These rules are recorded in the Book of Leviticus. The reasoning behind Leviticus can be found in Leviticus 19:2.

In Leviticus 17:11, God set apart the blood of a creature as the means for making atonement. This answers the question, “Why did Jesus have to die?” God’s requirement for the forgiveness of sins was the shedding of blood: “According to the law almost everything is purified with

blood, and without the shedding of blood there is no forgiveness” (Heb. 9:22).

It is important to note a New Testament revelation about the sin offering. Hebrews 10:4 says, “It is impossible for the blood of bulls and goats to take away sins.” Then why did God require people to make sacrifices? The institution of a sacrifice was to point to something greater—the ultimate sacrifice God would make by sending His own Son, Jesus Christ, to pay for the sins of the world once and for all. (See Eph. 1:7; Rom 5:9.)

The Book of Leviticus contains many rules for the Israelite people, but we do not obey all the rules in Leviticus today because we trust Jesus, who obeyed the law perfectly for us.

Most of the preschoolers you teach will not be familiar with the Book of Leviticus. Use this session as an opportunity to emphasize God’s holiness and His requirement of a blood sacrifice for the forgiveness of sins. Lead them to treasure Jesus as the perfect and final sacrifice that took away the sin of the world. (John 1:29)



MINISTRY GRID
training made simple

Additional resources for each session are available at gospelproject.com. For free training and session-by-session help, visit www.ministrygrid.com/web/thegospelproject.

The BIBLE STORY

God Gave Rules for Sacrifice

Leviticus 1–27

When Moses met with God on the mountain, God gave him many rules and laws. These rules showed the people what it looks like to be holy. God is holy and cannot be around sin. But God’s people could not obey God’s laws perfectly. So God met with Moses in the tabernacle—the tent of worship—and He told Moses what to do when the people sinned.

First, God gave rules about offerings. Offerings are gifts people give to God, such as money or jewelry. Sometimes offerings included animals. People also gave grain and bread as gifts to God. The offerings had special purposes. When people wanted to praise God, they gave burnt offerings. When they wanted to say they were sorry for sin, they gave a sin offering.

God also gave rules about the priests. Priests were leaders who helped people worship God by making sacrifices. The priests also took care of the tabernacle, and they taught the people God’s rules for living right lives. Moses’ brother Aaron and Aaron’s descendants were the priests.

God told Moses about a special day that would happen once a year. It was **called the Day of Atonement.** Atonement means “making right what had been wrong.” The people needed to pay for their sin to make their relationship with God right again.

On the Day of Atonement, the high priest offered a special sacrifice. He took the blood of an animal and went into the most holy place, a very special room in the tabernacle. Inside the most holy place was the ark of the

covenant, which was a wooden box covered in gold. The high priest sprinkled the blood on the mercy seat, which was on top of the ark of the covenant.

The sacrifice was important because it paid for the sins of the people of Israel. God said, “On that day your sin will be paid for. You will be made clean. You will be clean from all of your sins in my sight.”

God also gave the Israelites rules about how they should live. He said, “Be holy because I, Yahweh your God, am holy.” God told the people how to be holy. God said, “Do not tell lies. Do not cheat. Love your neighbor as you love yourself. Obey My rules.”

Christ Connection: The Book of Leviticus is about the sacrifices God told His people to offer. God wanted to show the Israelites that He was going to forgive people who disobeyed Him. God sent His Son, Jesus, to be the perfect sacrifice. Jesus forgives our sin for good.



**WANT TO
DISCOVER
GOD'S WORD?
GET
MORE!**

Invite preschoolers to check out this week's devotionals to discover that, year after year, the people offered sacrifices to be forgiven of sin. Jesus is the perfect sacrifice. Jesus says "Come to Me, . . . I will give you rest" (Matt. 11:28). Order in bulk, subscribe quarterly, or purchase individually. For more information, check out www.lifeway.com/devotionals.

Small Group OPENING

SESSION TITLE: God Gave Rules for Sacrifice

BIBLE PASSAGE: Leviticus 1–27

MAIN POINT: God provided a way to forgive His people.

KEY PASSAGE: Leviticus 11:45

BIG PICTURE QUESTION: Who can keep God's law? No one can keep God's law except Jesus.

Welcome time

- “Holy God (Holy, Holy, Holy)” song
- offering basket
- Allergy Alert download
- favorite toys related to the Bible story theme

Play the unit theme song in the background as you greet preschoolers and follow your church's security procedures. Set an offering basket near the door to collect at an appropriate time. Post an allergy alert, if necessary. Set out a few favorite theme-related toys, such as puzzles and blocks.

Activity page

- “One Not Like the Others” activity page, 1 per child
- pencils or crayons

Guide preschoolers to draw an *X* over the item in each row that is different from the others.

SAY • These are items the Israelites would have given to God as offerings. Offerings are gifts people give to God. People would give money, jewelry, grain, bread, and sometimes animals. Each offering had a special purpose. God gave rules about offerings. We will find out more about those rules in today's Bible story.



- large sheet of paper or dry erase board
- markers

Follow the rules

Explain that preschoolers are going to come up with several rules that the whole class will use for the day. Help the preschoolers brainstorm ideas and write down their rules on a large sheet of paper or a dry erase board. Some rules can be silly, such as “Everyone must spin around before sitting

down.” Some rules can be serious, such as “Everyone must be quiet when someone else is talking.”

SAY • We have rules at home, at school, at church, and even in games we play! What happens if you break a rule? [*Invite children to answer.*] Today we’re going to learn a Bible story about what God wanted the Israelites to do when they broke one of His rules.

Make a Bible marker

Provide marker, scissors, craft glue, large multicolored beads, ribbons, and large paper clips. Enlist an adult helper to help you cut a ribbon for each child. Make sure the ribbon is long enough to hang below the bottom of your preschool leader guide by two to three inches. Mark where the ribbon would reach the bottom edge of the book. Invite children to thread beads no higher than that mark. Tie a knot at the bottom of the ribbon to keep the beads from coming off. Loop the other end of the ribbon through the paper clip and use craft glue to hold it in place. Set the bookmarks aside to dry.

SAY • Where can we find God’s words? [*Invite preschoolers to answer.*] That’s right! We read God’s words in the Bible. In our Bible story today, we’re going to learn that God gave His people rules for offerings.

- marker
- scissors
- craft glue
- large, multicolored beads
- various ribbons
- large, multicolored paper clips

Transition to Bible study

To gain the attention of all the preschoolers to move them to Bible study, show the countdown video, flip off the lights, or clap a simple rhythm for the children to copy. Alternate instructing preschoolers one by one to say, “Praise God!” or “I’m sorry!” as they move to Bible study.

- countdown video (optional)

Large Group LEADER

SESSION TITLE: God Gave Rules for Sacrifice

BIBLE PASSAGE: Leviticus 1–27

MAIN POINT: God provided a way to forgive His people.

KEY PASSAGE: Leviticus 11:45

BIG PICTURE QUESTION: Who can keep God's law? No one can keep God's law except Jesus.

Introduce the Bible story

Invite preschoolers to sit down in the Bible story area. Tell preschoolers about a time you made a wrong choice.

SAY • What do you do when you make a wrong choice? Do you say you are sorry? Do you ask forgiveness? Do you try to cover it up? We all make wrong choices. God knew His people would not be able to keep His law perfectly. People make wrong choices. God had a plan for what He wanted His people to do when they made wrong choices.

Watch or tell the Bible story

Open your Bible to Leviticus 1–27.

SAY • Is there any book more important than the Bible? No, the Bible is most important because it has God's words in it. The stories in the Bible really happened. Today's story comes from the Book of Leviticus.

Show the Bible story video "God Gave Rules for Sacrifice" or tell the Bible story in your own words using the script provided. Use the bolded version for younger preschoolers.

Talk about the Bible story

SAY • God's people couldn't keep all of God's laws. **God**

- Bible
- "God Gave Rules for Sacrifice" video
- Bible Story Picture Poster
- Main Point Poster
- Giant Timeline or Big Story Circle

provided a way to forgive His people through offerings. God wanted to show the Israelites that He was going to forgive people who disobeyed Him.

Point to the Bible story picture on the giant timeline or big story circle as you ask the following review questions:

1. What do we call a gift someone gives to God? (*an offering*)
2. Who were leaders who helped God's people worship God by making sacrifices? (*priests*)
3. What does *atonement* mean? (*It means making right what is wrong.*)
4. Why was the special sacrifice the priest offered on the Day of Atonement so important? (*It paid for the sins of all the people.*)

Learn the big picture question

SAY • Do you remember our big picture question? ***Who can keep God's law? No one can keep God's law except Jesus.*** God sent His Son, Jesus, to be the perfect sacrifice, or offering. Jesus forgives our sin.

• Big Picture Question Poster

Practice the key passage

Open your Bible to Leviticus 11:45. Read the key passage aloud several times. Sing together the key passage song, "You Must Be Holy."

• Key Passage Poster
• "You Must Be Holy" song

SAY • God is holy. He can't be near sin. We are not holy! When we trust in Jesus, He takes away our sin and makes us holy so we can be with God forever.

Transition to small groups

Small Group ACTIVITIES

SESSION TITLE: God Gave Rules for Sacrifice

BIBLE PASSAGE: Leviticus 1–27

MAIN POINT: God provided a way to forgive His people.

KEY PASSAGE: Leviticus 11:45

BIG PICTURE QUESTION: Who can keep God's law? No one can keep God's law except Jesus.



Play “Simon Says”

Play “Simon Says” according to the standard rules.

Explain to preschoolers that you will call out actions. The children may only do the actions that begin with “Simon says.” Demonstrate the moves as you call them out to preschoolers. If a preschooler does not do an action that Simon said to do, or if he does an action that Simon said not to do, say “I forgive you,” and play again. Play as time allows. You may also invite older preschoolers to call out the actions in subsequent rounds.

SAY • In this game, you had to listen very carefully and obey what Simon said. We aren't perfect, though, so we made some mistakes. God's people thought they could obey God's law, but they were wrong. They sinned because they are sinners. We are sinners too, but **God provided a way to forgive His people.** Jesus forgives our sin for good.

Explore Bibles

Before class, gather several Bibles in various sizes and colors. Place Bible markers in each Bible at Leviticus 11:45. Invite the preschoolers to explore the Bibles, flipping through the pages and examining any pictures. Talk about the

- various Bibles
- Bible markers

importance of God's Word. After a few moments, open the Bibles to Leviticus 11:45. Point to the key passage while you read it. If preschoolers can say the key passage from memory, invite them to say it with you.

SAY • God gave us the Bible so that we can know God and love Him. God wants to be with His people, but God cannot be around sin. Every person since Adam and Eve has sinned—except Jesus. **God provided a way to forgive His people** in the Old Testament through sacrifices until He sent Jesus to earth. God sent His Son, Jesus, to be the perfect sacrifice. Jesus forgives our sin when we trust in Him.

Hop and spell

Use tape to spell the word *HOLY* on the floor. Each letter should be large enough for a preschooler to still be able to see the letter while standing on it. Invite the preschoolers to stand on one foot and hop from one letter to another spelling *HOLY* as they hop. (You will most likely need to point out what letter comes next.) Allow the children to take turns so that the entire class can help spell out the word aloud as one child hops.

SAY • God is holy and perfect! God never does what is wrong; He always does what is right. None of us can be perfect and keep God's law. God cannot be around sin, so **God provided a way to forgive His people**. God sent Jesus to be our perfect sacrifice. Jesus never sinned, and He forgives us from sin and makes us holy like Him when we trust in Him.



• masking tape

- play money
- toy jewelry
- stuffed sheep

Hide-and-seek offerings

Show the preschoolers play money, toy jewelry, and stuffed sheep. Instruct them to close their eyes while you hide the offering items around the room. Once the items are hidden, count to 10 and tell the preschoolers to open their eyes. Help them find the items and bring them to a specified table at the front of the room.

SAY • Good job finding all the offerings and bringing them to the table! Do you remember from the Bible story God's rules about offerings? Offerings are gifts people give to God such as money, jewelry, animals, and grain. **God provided a way to forgive His people** through these offerings and sacrifices. Later, God sent Jesus to be the perfect sacrifice to take away sin.

Offering freeze tag

Invite a preschooler to be *It*. *It* will chase the other children, trying to tag as many as he can. When *It* tags someone, that child must stand still and raise her hand. Leaders and adult helpers will go over to children who are raising their hands and whisper an action they must do to be unfrozen, such as five jumping jacks. Continue playing as time allows.

SAY • Great job, everybody! Whenever *It* tagged you, you had to stay still until a leader came and told you what kind of offering you had to give. We learned in our Bible story that God gave the priests special rules for offerings. **God provided a way to forgive His people**, and later He provided a way for us to be forgiven by sending His Son, Jesus, to take away our sin.



LOW PREP

Snack

Play the countdown video to signal the end of activities. Guide preschoolers to clean their areas. Take a restroom break and wash hands. Gather preschoolers for snack time. Thank God for the snack.

Serve animal crackers or bread for snack. As the children eat, remind them that God's people gave offerings to God. The offerings had special purposes. God's people gave God different offerings for different reasons. **God provided a way to forgive His people** so they could be with Him.

- countdown video (optional)
- Allergy Alert download
- snack food
- paper cups and napkins

Transition

When a child finishes his snack, guide him to throw away any trash. He may select a book or puzzle to examine, play quietly with play dough or a favorite toy, or color the Bible story coloring page.

Offer the journal page and invite preschoolers to draw a picture of the best gift they have ever received. As children draw, remind them that God also sent His very best gift so we could be forgiven of our sin: His Son, Jesus. Pray for the children.

SAY • Thank You, God, for being holy. You always do what is right and good. We're not holy, God. No one can keep Your laws except Your Son. Thank You, God, for providing a way to forgive Your people. Thank You for sending Your Son, Jesus, to forgive us of our sin when we trust in Him. Amen.

If parents are picking up their children at this time, tell them something that their child enjoyed doing or did well during the session. Distribute the preschool big picture cards for families.

- Journal Page printable, 1 per child
- Bible Story Coloring Page
- crayons
- Big Picture Cards for Families: Babies, Toddlers, and Preschool

Journal Page

God Is Holy

Key Passage: Leviticus 11:45

Big Picture Question: Who can keep God's law?
No one can keep God's law except Jesus.

Session 1: The Ten Commandments: Love Others
Exodus 20:12-17
God gave us rules about loving others.


Session 2: The Tabernacle Was Built
Exodus 35:4-40:38
God told His people to build the tabernacle.

Session 3: God Gave Rules for Sacrifice
Leviticus 1-27
God provided a way to forgive His people.

Session 4: Worship Only God
Deuteronomy 1; 3:23-4:40
The Lord alone is God.

Session 6: God Reminded His People of His Covenant
Deuteronomy 5:1-6:25; 8:1-11:1, 26-28
God wanted His people to remember His promise.






**I am the LORD ...
therefore be holy,
because I am
holy.**

Leviticus 11:45






**I am the LORD ...
ye shall therefore
be holy, for
I am holy.**


Leviticus 11:45





I am Yahweh ...
you must be
holy because
I am holy.
Leviticus 11:45





**“I am the Lord
... You shall
therefore be holy,
for I am holy.”**

Leviticus 11:45



God provided a
way to forgive
His people.





One Not Like the Others

DOWNLOAD THE
TGP FAMILY APP

INSTRUCTIONS: Draw an X over the item in each row that is different from the others.



KEY PASSAGE: Leviticus 11:45

BIG PICTURE QUESTION:

- Who can keep God's law? No one can keep God's law except Jesus.

BIBLE STORY:

GOD GAVE RULES FOR SACRIFICE

- God told Moses what to do when the people sinned.
- God gave His people rules for offerings and priests.
- God provided a way to forgive His people.

FAMILY DISCUSSION STARTERS:

- Why don't we still offer sacrifices when we sin?
- What makes Jesus the "perfect sacrifice" for sin?
- What do we do when we sin today?

FAMILY ACTIVITY:

- Write a thank-you prayer to Jesus for being the ultimate sacrifice for sin.
- Take it further: Invite kids to think about something your family could sacrifice, such as eating out, for a set time so that you can give the money you save to your church, missions, or a charitable group.



Who can
keep God's
law?





Who can keep God's law?

No one can keep
God's law except
Jesus.

