

## God Reminded His People of His Covenant

**BIBLE PASSAGE:** Deuteronomy 5:1–6:25; 8:1–11:1,26-28

**MAIN POINT:** God wanted His people to remember His promise.

**KEY PASSAGE:** Leviticus 11:45

**BIG PICTURE QUESTION:** Who is holy? God is holy.

### SMALL GROUP OPENING

(15–20 MINUTES)

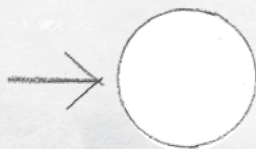
PAGE 158



### LARGE GROUP BIBLE STUDY

(10–15 MINUTES)


PAGE 160



### SMALL GROUP ACTIVITIES

(20–25 MINUTES)

PAGE 162



## Leader BIBLE STUDY

After God, through Moses, brought the Israelites out of Egypt, He met with them in the wilderness and established a covenant, or agreement, with the people of Israel: “Now if you will listen to Me and carefully keep My covenant, you will be My own possession out of all the peoples ... and you will be My kingdom of priests and My holy nation” (Ex. 19:5-6).

God promised five things in the Mosaic covenant: 1) Israel will be God’s own possession (Ex. 19:5); 2) Israel will be God’s kingdom of priests (Ex. 19:6); 3) Israel will be a holy nation (Ex. 19:6); 4) God will defend Israel from her enemies (Ex. 23:22); and 5) God will be gracious, merciful,

and forgiving to Israel (Ex. 34:6-7).

God's conditions for the covenant were clear: "You must carefully follow every command I am giving you" (Deut. 8:1). "Be careful that you don't forget the Lord your God by failing to keep His command" (Deut. 8:11). "If you ever forget the Lord your God ... you will perish" (Deut. 8:19).

In the opening chapters of Deuteronomy, the Israelites were at the edge of the promised land. Moses reminded them of all the things God had done. He reminded them of the Lord's commands and implored them to worship only God. Through faith, trust, and love, the Israelites would receive the blessings of mercy, grace, and forgiveness. Moses' message was clear: Remember!

Scripture reveals that Israel did not keep the covenant. (See Ezek. 16:59; Hos. 6:7.) But God was merciful to His people. His new covenant focuses not on obedience, but on the heart. (See Jer. 31:31-34.) Our obedience cannot earn us God's favor, and our disobedience does not separate us from Him. We receive His blessings by holding out empty hands of faith.

5



**MINISTRY GRID**  
training made simple

Additional resources for each session are available at [gospelproject.com](http://gospelproject.com). For free training and session-by-session help, visit [www.ministrygrid.com/web/thegospelproject](http://www.ministrygrid.com/web/thegospelproject).

# The BIBLE STORY

## God Reminded His People of His Covenant

*Deuteronomy 5:1–6:25; 8:1–11:1,26-28*

“Listen to me!” Moses said. **All of the Israelites were gathered together.** Moses was with them in the wilderness, and had almost reached the promised land. But **God had an important message for His people, and He told Moses what to say.**

“**Learn these rules and obey them,**” Moses said. “**Remember what God said: ‘If you listen carefully to Me and keep My agreement, you will be My people.’**”

So Moses reminded the people about the Ten Commandments: 1) Do not have other gods besides Me; 2) Do not make an idol for yourself; 3) Do not misuse the name of the Lord your God; 4) Remember the Sabbath day and keep it holy; 5) Honor your father and your mother; 6) Do not murder; 7) Keep your marriage promises; 8) Do not steal; 9) Do not lie; 10) Do not want what belongs to someone else.

“**God wants you to obey all of His commands,**” Moses said. “**If you do, things will go well when you live in the promised land. You will live there for a long time.**”

Then Moses said, “Listen to me! The Lord our God is One. **Love the Lord your God with all your heart, with all your soul, and with all your strength.**

“**Teach these commands to your children. Talk about these commands when you are home. Talk about them when you are walking along the road. Talk about them at night when you go to bed. Talk about them when you get up in the morning.**”

God had wonderful plans for His people. He promised to bring them into the promised land. He was

**going to keep the promise He made to their fathers—Abraham, Isaac, and Jacob. God always keeps His promises!**

“Do not forget about God. Remember what He has done for you. He rescued you from slavery in Egypt. Worship God, and worship only Him.”

Finally, Moses said, “Love the Lord your God. If you obey Him, you will be blessed. If you do not obey Him, you will be punished.”

*Christ Connection: God reminded His people of His promise. God wanted to bless His people, but He knew they would disobey Him. God had a plan to send His Son, Jesus, to make a new promise. Jesus obeyed God perfectly. He was punished for our sin so we could be forgiven.*



**WANT TO  
DISCOVER  
GOD'S WORD?  
GET  
MORE!**

Invite preschoolers to check out this week's devotionals to discover that God required His people to keep all of the law. (Deut. 6:24) God sent Jesus to keep the law and die the death that we deserve. Jesus brings us back to God. Order in bulk, subscribe quarterly, or purchase individually. For more information, check out [www.lifeway.com/devotionals](http://www.lifeway.com/devotionals).

# Small Group OPENING

**SESSION TITLE:** God Reminded His People of His Covenant

**BIBLE PASSAGE:** Deuteronomy 5:1–6:25; 8:1–11:1,26-28

**MAIN POINT:** God wanted His people to remember His promise.

**KEY PASSAGE:** Leviticus 11:45

**BIG PICTURE QUESTION:** Who can keep God's law? No one can keep God's law except Jesus.

---

## Welcome time

- "Holy God (Holy, Holy, Holy)" song
- offering basket
- Allergy Alert download
- favorite toys related to the Bible story theme

Play the unit theme song in the background as you greet preschoolers and follow your church's security procedures. Set an offering basket near the door to collect at an appropriate time. Post an allergy alert, if necessary. Set out a few favorite theme-related toys, such as puzzles and blocks.

## Activity page


- "The Best Time" activity page, 1 per child
- pencils or crayons

Invite preschoolers to find the Bible in each picture and circle it.

**SAY** • Where can we find God's commands? That's right, in the Bible. In today's Bible story, Moses reminded the people about God's commands. He told them to teach them to their children and to talk about them when they were home. He even said to talk about God's commands when they were walking along the road, when they were going to bed, and when they got up in the morning. All the time!

## True or false?

Provide simple true or false statements, and ask the preschoolers to answer whether if the statement is true or false.



LOW PREP

Sample statements:

- The sun is purple.
- The grass is green.
- I have three arms.
- I have two feet.
- Bananas are blue.
- Strawberries are red.

**SAY** • Today we are going to learn that God reminded His people of His covenant, or special promise. He wanted them to know what is true. God's Word is always true. We can always trust what God says.

## Beach ball promises

Before class, inflate a small beach ball. Invite preschoolers to stand in a circle. Explain that you are going to gently toss the beach ball, and their job is to keep it in the air by hitting it softly with their hands. Before they can play, though, they have to promise to help each other keep the ball from touching the ground. Play as time allows.

• small beach ball

**SAY** • It was hard keeping the beach ball from touching the ground, but you did a great job of keeping your promise to work together! In today's Bible story we are going to learn that God reminded His people of His promise to them. God wanted them to remember His promise forever.

## Transition to Bible study

To gain the attention of all the preschoolers to move them to Bible study, show the countdown video, flip off the lights, or clap a simple rhythm for the children to copy. Invite preschoolers to share one of God's commands with you as they move to Bible study.

• countdown video  
(optional)

# Large Group LEADER

**SESSION TITLE:** God Reminded His People of His Covenant

**BIBLE PASSAGE:** Deuteronomy 5:1–6:25; 8:1–11:1,26-28

**MAIN POINT:** God wanted His people to remember His promise.

**KEY PASSAGE:** Leviticus 11:45

**BIG PICTURE QUESTION:** Who can keep God's law? No one can keep God's law except Jesus.

---

## Introduce the Bible story

Once the preschoolers are seated, ask them to raise their hand if they remember what they had for breakfast. Then ask if they remember what they had for breakfast the day before. Continue to ask if they remember what they had for breakfast a week ago, month ago, and even a year ago.

**SAY** • Sometimes it is hard for us to remember. Today we are going to learn that God reminded His people of His covenant, or special promise.

## Watch or tell the Bible story

Open your Bible to Deuteronomy 5.

**SAY** • The Bible is God's words to His people. Every story in the Bible really happened. Today's Bible story comes from the Book of Deuteronomy.

Show the Bible story video "God Reminded His People of His Covenant" or tell the Bible story in your own words using the script provided. Use the bolded version for younger preschoolers.

## Talk about the Bible story

**SAY** • **God wanted His people to remember His promise.**

God wanted to bless His people, but He knew they

- Bible
- "God Reminded His People of His Covenant" video
- Bible Story Picture Poster

- Main Point Poster
- Giant Timeline or Big Story Circle

would disobey Him. God had a plan to send His Son, Jesus, to make a new promise. Jesus obeyed God perfectly. He was punished for our sin so we could be forgiven.

Point to the Bible story picture on the giant timeline or big story circle as you ask the following review questions:

1. What did God want the Israelites to remember?  
(**God wanted His people to remember His promise.**)
2. What would happen if God's people obeyed Him?  
(*They would be blessed.*)
3. What would happen if God's people did not obey Him? (*They would be punished.*)

## Learn the big picture question

**SAY** • Our big picture question is, ***Who can keep God's law? No one can keep God's law except Jesus.*** God's law shows us what it looks like to be holy. We are not holy. We are sinners, but when we trust in Jesus, who kept all God's laws, God makes us holy like Him.

• Big Picture Question Poster

## Practice the key passage

Open your Bible to Leviticus 11:45. Read the key passage aloud several times. Sing together the key passage song, "You Must Be Holy."

• Key Passage Poster  
• "You Must Be Holy" song

**SAY** • Our key passage tells us that God is holy. Do you remember what *holy* means? [*Invite a child to answer.*] God knew that we can't be holy on our own. God sent Jesus to save us from our sin so we can be holy like Him.

## Transition to small groups

# Small Group ACTIVITIES

**SESSION TITLE:** God Reminded His People of His Covenant

**BIBLE PASSAGE:** Deuteronomy 5:1–6:25; 8:1–11:1,26-28

**MAIN POINT:** God wanted His people to remember His promise.

**KEY PASSAGE:** Leviticus 11:45

**BIG PICTURE QUESTION:** Who can keep God's law? No one can keep God's law except Jesus.

---

## Play musical chairs

Set up one less chair than the number of preschoolers in your group. Arrange chairs in an outward facing circle. Play the unit theme song or the key passage song while preschoolers move around the chairs. When you stop the music, all preschoolers must find a chair. Invite the preschooler who does not have a chair to say one of the Ten Commandments. Resume play and continue as time allows.

**SAY** • Moses reminded the people about God's commands. He said to talk about God's commands all the time. Keeping God's commands lead to blessings, but disobeying God's commands lead to sadness. **God wanted His people to remember His promise.** God knew His people would disobey Him, but God had a plan to send His Son, Jesus, to make a new promise.



LOW PREP

• "Holy, Holy, Holy (Holy God)" song

## Obey charades

Invite the preschoolers to play out a word that you say. Help the preschoolers to create movements that match the word. Mention that the children are obeying when they do the actions that you say. When the game is over give the preschoolers a reward for obeying such as a piece of candy or a special privilege.



LOW PREP

• candy (optional)

Suggested words:

- **down** (squat low) / **up** (jump up)
- **near** (children come to you) / **far** (children walk away from you)
- **happy** (smile) / **sad** (frown)
- **head** (touch head) / **toes** (touch toes)
- **loud** (shout) / **silent** (cover lips)
- **wiggle** (move around) / **freeze** (stand still)

**SAY** • Great job obeying me. Now, you can enjoy the blessing you got for obeying. **God wanted His people to remember His promise.** God promised to bless His people if they obeyed His commandments. Just like you obeyed today, God wants His people to obey His commands. God knew we couldn't obey all of God's laws, so God planned to send Jesus. Jesus always obeyed God.

## Sit down, stand up

Line up the preschoolers' chairs and invite them to stand in front of their chairs, facing you. You will also stand in front of your chair. Say one of the Ten Commandments then sit down. Invite the children to repeat that commandment then sit down as well. Say the next commandment then stand up, inviting the children to do the same.

**SAY** • Great job remembering God's commandments! **God wanted His people to remember His promise.** God told His people to teach God's rules to their children when they sit down and when they stand up. God is good and holy. His rules are important! Jesus always obeyed God. God sent Jesus to rescue us. Jesus was punished for our sin so that we could be forgiven.

- Bible
- chairs

Ten  
Commandments:

- Worship only God.
- Do not make an idol.
- Do not misuse God's name.
- Remember the Sabbath day.
- Honor your father and mother.
- Do not murder.
- Keep your marriage promises
- Do not steal.
- Do not lie.
- Do not want someone else's things.

- ziplock bags
- paint
- duct tape

## Draw numbers in paint

Before class, fill several ziplock bags with paint. Close the bags and seal them with duct tape. Invite a preschooler to use her finger to draw a number between one and ten on the bag. Remind her of the commandment that corresponds to the number she drew.

**SAY •** God’s commands are for our good. We can remind each other about God’s commandments. **God wanted His people to remember His promise.** God wanted to bless His people, but He knew they would disobey Him. God had a plan to send His Son, Jesus. Jesus obeyed God perfectly. He was punished for our sin so we could be forgiven.

- blankets
- pop-tunnel (optional)

## Crawl to the promised land

Make a tunnel in the classroom using a table with blankets draped over it. You may also use a long pop-tunnel if you have one. The table should be tall enough for a child to crawl beneath it safely. Place an adult helper on the other side of the tunnel so that the children crawl towards him. Invite the preschoolers to crawl through the tunnel. Before each child crawls through the tunnel, say “Remember God’s covenant!” When she reaches the other side, the adult helper will say, “Welcome to the promised land!”

**SAY • God wanted His people to remember His promise.** Moses spoke to the people before they entered the promised land. God wanted the people to remember all the good things He did for them so they would love and obey Him. People don’t always obey God like they should—that’s why God sent Jesus! Jesus rescues us from sin when we trust in Him.

## Snack

Play the countdown video to signal the end of activities. Guide preschoolers to clean their areas. Take a restroom break and wash hands. Gather preschoolers for snack time. Thank God for the snack.

Serve pita bread, honey, apples, and raisins. Talk about how God promised to give His people the land of Canaan. The Bible says the land of Canaan was flowing with “milk and honey.” That means the promised land was a good land with lots of good food!

- countdown video (optional)
- Allergy Alert download
- snack food
- paper cups and napkins

## Transition

When a child finishes his snack, guide him to throw away any trash. He may select a book or puzzle to examine, play quietly with play dough or a favorite toy, or color the Bible story coloring page.

Offer the journal page and invite preschoolers to draw a picture of something God had done for His people after He led them out of Egypt. It may be helpful to look at the giant timeline or big story circle to help them remember. Pray for the children.

**SAY** • Dear God, thank You for reminding Your people that You are the only God. You are holy and good! We want to be holy like You, but we need Your help. Thank You for sending Jesus to rescue us from sin so when we trust in Him, we can be holy too. Amen.

If parents are picking up their children at this time, tell them something that their child enjoyed doing or did well during the session. Distribute the preschool big picture cards for families.

- Journal Page printable, 1 per child
- Bible Story Coloring Page
- crayons
- Big Picture Cards for Families: Babies, Toddlers, and Preschool

# Journal Page

## God Is Holy

**Key Passage:** Leviticus 11:45

**Big Picture Question:** Who can keep God's law?  
No one can keep God's law except Jesus.

**Session 1:** The Ten Commandments: Love Others  
*Exodus 20:12-17*  
God gave us rules about loving others.


**Session 2:** The Tabernacle Was Built  
*Exodus 35:4-40:38*  
God told His people to build the tabernacle.

**Session 3:** God Gave Rules for Sacrifice  
*Leviticus 1-27*  
God provided a way to forgive His people.

**Session 4:** Worship Only God  
*Deuteronomy 1; 3:23-4:40*  
The Lord alone is God.

**Session 6:** God Reminded His People of His Covenant  
*Deuteronomy 5:1-6:25; 8:1-11:1, 26-28*  
God wanted His people to remember His promise.






**I am the LORD ...  
therefore be holy,  
because I am  
holy.**

Leviticus 11:45






I am the LORD ...  
ye shall therefore  
be holy, for  
I am holy.


Leviticus 11:45





I am Yahweh ...  
you must be  
holy because  
I am holy.  
Leviticus 11:45





**“I am the Lord  
... You shall  
therefore be holy,  
for I am holy.”**

**Leviticus 11:45**



**God wanted  
His people to  
remember His  
promise.**





# The Best Time

**INSTRUCTIONS:** Circle the Bible in each picture.

DOWNLOAD THE  
TGP FAMILY APP

**KEY PASSAGE:** Leviticus 11:45

**BIG PICTURE QUESTION:**

- Who can keep God's law? No one can keep God's law except Jesus.

**BIBLE STORY: GOD REMINDED HIS PEOPLE OF HIS COVENANT**

- Moses reminded God's people about the Ten Commandments.
- Moses told the people to talk about God's laws and teach them to their children.
- Moses said if the people obeyed God, they would be blessed in the land.


**FAMILY DISCUSSION STARTERS:**

- What bad things happen when we break God's rules?
- What good things happen when we keep God's rules?
- How can our family remind each other about God's rules?

**FAMILY ACTIVITY:**

- Read Deuteronomy 6:4-9 to your family. Talk about ways to remind each other of this verse throughout the week.
- Take it further: If weather permits, take a walk as a family. As you walk, remember today's Bible story.







Who can  
keep God's  
law?





# Who can keep God's law?



No one can keep  
God's law except  
Jesus.

