

Joshua and Caleb

1

BIBLE PASSAGE: Numbers 13:1–14:38

MAIN POINT: Caleb and Joshua trusted God.

KEY PASSAGE: Joshua 1:9

BIG PICTURE QUESTION: Whom can we trust? We can trust God.

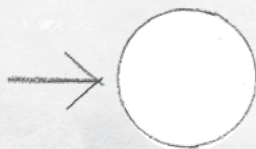
SMALL GROUP OPENING
(15–20 MINUTES)

PAGE 10




LARGE GROUP BIBLE STUDY
(10–15 MINUTES)

PAGE 12



SMALL GROUP ACTIVITIES
(20–25 MINUTES)

PAGE 14



Leader BIBLE STUDY

Before God rescued His people from slavery in Egypt, He promised to bring the Israelites back to the land He had given to Abraham so many years ago (Ex. 3:8).

God was leading the Israelites to the promised land. When they were close, God instructed Moses to send spies into the land to scout it out. The spies traveled around the land for 40 days, and it was just as God had promised. There was one problem: the people in the land were big and strong.

One of the spies, Caleb, announced, “We must go up and take possession of the land because we can certainly conquer it.” Caleb understood that God was with them. With God’s

help, they could do anything. Joshua and Caleb understood who God is. When God promises to do something, He will do it.

But the other men were afraid. That night, all of the people wept loudly. They despaired because they did not believe God's promise to lead them into the promised land. The people plotted to find a new leader who would lead them back to Egypt.

God was not happy with Israel. They had turned away from Him and put their trust in themselves. God threatened to destroy the people, but Moses interceded for them. God struck down the spies except for Caleb and Joshua, and He declared that anyone who had sinned against Him would not enter the promised land. The Israelites would wander in the desert for 40 more years.

Help the preschoolers you teach understand that the Israelites sinned when they did not believe God was in control. Point preschoolers to Christ as the perfectly obedient Son who trusted the Father's plan to save people from their sins.

Check out the video "The Big Story" for a picture of this quarter's part in God's big story of redemption..

1



MINISTRY GRID
training made simple

Additional resources for each session are available at gospelproject.com. For free training and session-by-session help, visit www.ministrygrid.com/web/thegospelproject.

The BIBLE STORY

Joshua and Caleb

Numbers 13:1–14:38

God told Moses, “Send men to go look at the land of Canaan (KAY nuhn). I am giving this land to the Israelites.” Moses sent out one leader from each family tribe, just as God had told him to do.

Moses told the men what to do. He said, “See what the land is like and whether the people who live there are strong or weak, few or many.” Moses had a lot of questions: Is the land good or bad? Are the cities they live in camps or forts? Is the land good for farming? Are there trees in it?

Moses told the men to have courage.

So the men went and looked at the land. They traveled around the land for 40 days. They cut down a big bunch of grapes in the valley and carried it on a pole. **Then they went back to Moses, Aaron, and the Israelite people.**

“We went into the land where you sent us,” they said. “It is very nice, flowing with milk and honey. But the people living in the land are strong, and the cities they live in are large and strong.”

Caleb, one of the spies who saw the land, said, “We must go up and make the land ours! We can do it with God’s help!”

But the other men disagreed. “We cannot go up against the people; they are stronger than we are! We looked like grasshoppers compared to them!”

All of the Israelites started to cry, and they cried all night. They thought Moses and Aaron had brought them to Canaan to die. They said, “Let’s pick a new leader and go back to Egypt!”

Moses and Aaron fell on their faces before all of the

Israelites. **Joshua and Caleb, two of the spies, tore their clothes and said to the Israelites, “The land is extremely good land. If the Lord is pleased with us, He will give it to us. Don’t be afraid of the people living in the land; God is with us!”**

God asked Moses, “How long will these people dislike Me? How long will they not trust Me?” God threatened to destroy all the people, but Moses said, “Please forgive their sin. I know You are great, faithful, and loving.”

God replied, “Since you have asked, I will forgive them. But no one who complained against Me will live to see the promised land.” Since Caleb and Joshua had followed God completely, God let them enter the promised land. God said that the people would face consequences for their sin. **They would wander in the wilderness and would not enter the promised land. God said only Joshua, Caleb, and the young people would enter the promised land.**

Christ Connection: Caleb and Joshua trusted God. God had a plan for Joshua to lead the Israelites into the promised land. Joshua reminds us of Jesus. Joshua was not perfect, but Jesus is. Jesus trusted His Father’s plan to save people from their sins.



**WANT TO
DISCOVER
GOD’S WORD?
GET
MORE!**

Invite preschoolers to check out this week’s devotionals to discover that the Israelites’ fear exposed their sinful hearts: they did not trust God. Caleb and Joshua trusted God, and they pleaded with the people. (Num. 14:9) Order in bulk, subscribe quarterly, or purchase individually. For more information, check out www.lifeway.com/devotionals.

Small Group OPENING

SESSION TITLE: Joshua and Caleb

BIBLE PASSAGE: Numbers 13:1–14:38

MAIN POINT: Caleb and Joshua trusted God.

KEY PASSAGE: Joshua 1:9

BIG PICTURE QUESTION: Whom can we trust? We can trust God.

Welcome time

- “A Mighty Fortress (Our God Is Faithful)” song
- offering basket
- Allergy Alert download
- favorite toys related to the Bible story theme

Play the unit theme song in the background as you greet preschoolers and follow your church’s security procedures. Set an offering basket near the door to collect at an appropriate time. Post an allergy alert, if necessary. Set out a few favorite theme-related toys, such as puzzles and blocks.

Activity page

- “Which Is the Biggest?” activity page, 1 per child
- pencils or crayons

Guide preschoolers to circle the biggest item in each row.

SAY • The items on your activity page are part of today’s Bible story. Was it easy to tell which item was the biggest? In our Bible story today, the Israelites were scared because the people who were living in the promised land were way bigger than they were. Let’s find out what happened.

Count to 12

Before the session, write the numbers 1 through 12 on pieces of masking tape. Then place the numbers on 12 blocks. Help preschoolers as they take turns putting the blocks in numerical order.

SAY • In today’s Bible story, God told Moses to send men to look at the land God was going to give the Israelites.



- blocks
- masking tape
- marker

Moses sent out 12 men, a man from each family tribe. Let's hear what they discovered.

Spy Box

Cut a peep hole in the side of a shoe box. You may also need to cut some holes on the top to provide light in the box. Place an item in the shoe box and close the lid. Gather preschoolers on one side of the room. Place the box on the opposite side of the room. Invite a preschooler to walk over to the box, look inside the hole, and then walk back to the group. Guide her to describe the item she saw in the box while the group guesses what the item is. Offer assistance as needed. Change out the item and allow another preschooler a turn. Play as time allows.

- shoe box
- various small items

SAY • You all did a good job describing what you saw in the box. In today's Bible story, God told Moses to send men to spy out the land He would give them. The men came back and told the people what they saw.

Transition to Bible study

To gain the attention of all the preschoolers to move them to Bible study, show the countdown video, flip off the lights, or clap a simple rhythm for the children to copy. Send preschoolers to Bible study in groups of a few at a time.

- countdown video (optional)

SAY • In today's Bible story, God told Moses to send one leader from each family tribe to look at the land He would give them.

Large Group LEADER

SESSION TITLE: Joshua and Caleb

BIBLE PASSAGE: Numbers 13:1–14:38

MAIN POINT: Caleb and Joshua trusted God.

KEY PASSAGE: Joshua 1:9

BIG PICTURE QUESTION: Whom can we trust? We can trust God.

Introduce the Bible story

- grapes
- Allergy Alert download

Invite preschoolers to take turns holding a bunch of grapes.

SAY • Are grapes heavy? Do you need a friend to help you hold them? These grapes are small, but in the land God was giving the Israelites, the grapes were so big they had to be carried on a pole between two men! Let's hear about this land in today's Bible story.

Watch or tell the Bible story

- Bible
- "Joshua and Caleb" video
- Bible Story Picture Poster

Open your Bible to Numbers 13.

SAY • God gives us His words in the Bible. Everything in the Bible happened in real life. God's words are true. There is no book as special as the Bible.

Show the Bible story video "Joshua and Caleb" or tell the Bible story in your own words using the script provided.

Use the bolded version for younger preschoolers.

Talk about the Bible story

- Main Point Poster
- Giant Timeline or Big Story Circle

SAY • **Caleb and Joshua trusted God**, but the rest of the Israelite spies did not. They were afraid. They forgot God is strongest of all and He always keeps His promises.

Point to the Bible story picture on the giant timeline or big

story circle as you ask the following review questions:

1. How did the Israelite spies describe the people and cities of Canaan? (*large and strong*)
2. Which two Israelite spies said the Israelites could take the land with God's help? (*Joshua and Caleb*)
3. Who asked God to forgive the Israelite people for complaining and not trusting God? (*Moses*)
4. Whom did God say could go into the promised land? (*Joshua, Caleb, and the young people*)

Learn the big picture question

SAY • Our big picture question is, *Whom can we trust? We can trust God. Caleb and Joshua trusted God.*

Joshua and Caleb knew that God would keep His promise to give them the land. When God promises to do something, He will do it. Jesus trusted God, too. Jesus trusted God's plan to save people from their sins. Jesus obeyed God.

• Big Picture Question Poster

Practice the key passage

Open your Bible to Joshua 1:9. Read the key passage aloud several times. Sing together the key passage song, "Wherever You Go."

SAY • Joshua and Caleb reminded the Israelites that God was with them. They did not need to be afraid of the strong Canaanites. God is stronger than anyone. Our key passage reminds us of this truth. We don't have to be afraid. When we put our trust in Jesus to save us from sin, God is with us, too.

• Key Passage Poster
• "Wherever You Go" song

Transition to small groups

Small Group ACTIVITIES

SESSION TITLE: Joshua and Caleb

BIBLE PASSAGE: Numbers 13:1–14:38

MAIN POINT: Caleb and Joshua trusted God.

KEY PASSAGE: Joshua 1:9

BIG PICTURE QUESTION: Whom can we trust? We can trust God.



Play a weeping game

Play this version of “Red Light, Green Light.” Invite children to line up shoulder to shoulder on a far wall. Choose a volunteer to be Joshua and stand opposite his friends against the other wall. When Joshua faces the wall, children will try to move across the room while pretending to weep loudly. When Joshua turns around and says, “**We can trust God!**” they must stop weeping and freeze. The first child to reach Joshua becomes the next Joshua.

SAY • When the Israelites heard that the people in Canaan were stronger than them, they started to cry. They cried all night, but **Caleb and Joshua trusted God.** God had a plan for Joshua to lead the Israelites into the promised land.

- clean tissue rolls, 2 per child
- yarn
- hole punch
- scissors
- stapler
- staples
- markers
- stickers
- colorful duct tape

Make binoculars

Provide two clean tissue rolls for each preschooler. Staple the two rolls together to create binoculars. Punch one hole in each roll. Cut a length of yarn, thread each end through a hole, and tie the yarn to the binoculars. Invite preschoolers to help with binocular assembly based on their ability. Provide markers, stickers, or colorful duct tape for

preschoolers to decorate their binoculars.

SAY • People use binoculars to help them see things far away. The Israelite spies did not have binoculars when they looked at the land God was giving them, but they saw enough to make them afraid. **Caleb and Joshua trusted God**, but the rest of the spies did not. God had a plan for Joshua to lead the Israelites into the promised land. Joshua reminds us of Jesus. Joshua was not perfect, but Jesus is. Jesus trusted His Father's plan to save people from their sins when they trust in Jesus.

Go on a spy walk

Provide a hard surface, paper, and a pencil for each preschooler. Walk around your building encouraging preschoolers to be quiet like spies. If weather permits, lead them to a safe area outside. Invite a preschooler to look around and draw what she sees. When you return to the room, guide her to use crayons or markers to color her drawings. Ask each preschooler to share her findings with the group.

SAY • Moses told the spies to look at the land of Canaan and tell what they saw. When the spies told the Israelites that the Canaanite people were big and their cities were strong, the Israelites were afraid. They did not believe they could take the land, but **Caleb and Joshua trusted God**. Joshua reminds us of Jesus. Joshua was not perfect, but Jesus is. Jesus trusted His Father's plan to save people from their sins.

- hardback books or clipboard
- paper
- pencils
- crayons
- markers

- “Scary Scenes” printable
- scissors
- basket

Discuss “scary scenes”

Print and cut apart the “Scary Scenes” printable. Fold each card and place it in a basket. Allow preschoolers to take turns drawing and opening a card. Read the scene aloud and let the child who drew call on another preschooler to tell how he would respond to the situation. Then, ask the big picture question and invite preschoolers to respond with the big picture answer. Repeat for each child to have a turn.

SAY • *Whom can we trust? We can trust God.* Scary things happen. Being afraid is not wrong, but letting our fear cause us to sin is wrong. Instead of asking God to help them defeat their enemies, the Israelites wanted to pick a new leader and go back to Egypt! **Caleb and Joshua trusted God.** They knew that God would keep His promise to give them the land. When we trust in Jesus, we can know that God is with us, and we do not have to be afraid. Jesus is God’s plan to save people from their sin.

Sing “My God Is So Big”

Sing the song “My God Is So Big.” If you are unfamiliar with the tune, lyrics, or motions look them up online before the session.

SAY • Caleb and Joshua trusted God. They knew that God is much stronger and mightier than any of the people in Canaan were. God had a plan for Joshua to lead the Israelites into the promised land, and God always makes His plan happen. Jesus is God’s plan to save people from their sins.



LOW PREP

Snack

Play the countdown video to signal the end of activities. Guide preschoolers to clean their areas. Take a restroom break and wash hands. Gather preschoolers for snack time. Thank God for the snack.

Serve halved grapes for snack. Remind preschoolers that the grapes in the promised land were so big that the spies had to use poles to carry them. The land God was going to give His people was a good land.

Transition

When a child finishes his snack, guide him to throw away any trash. He may select a book or puzzle to examine, play quietly with play dough or a favorite toy, or color the Bible story coloring page.

Offer the journal page and invite preschoolers to draw a picture of beautiful land. Encourage them to be creative in what the land would look like. Remind preschoolers that **Caleb and Joshua trusted God.** God had promised the land to His people. Caleb and Joshua knew that God would keep His promise. Pray for the preschoolers.

SAY • God, You always keep Your promises. When You say You are going to do something, You always do it. Help us to trust You to keep Your promises. Remind us that we never have to be scared because You are with us. Amen.

If parents are picking up their children at this time, tell them something that their child enjoyed doing or did well during the session. Distribute the preschool big picture cards for families.

- countdown video (optional)
- Allergy Alert download
- snack food
- paper cups and napkins

- books
- puzzles
- play dough
- Journal Page printable, 1 per child
- Bible Story Coloring Page
- crayons
- Big Picture Cards for Families: Babies, Toddlers, and Preschool

Journal Page

God the Savior

Key Passage: Joshua 1:9

Big Picture Questions: Whom can we trust? We can trust God.

Session 1: Joshua and Caleb

Numbers 13:1–14:38

Caleb and Joshua trusted God.

Session 2: The Bronze Snake

Numbers 20:1-20; 21:4-9

God told His people to look at the bronze snake.

Session 3: The Promised Land and Jericho

Joshua 2–4; 6

God led His people into the promised land.

Session 4: Achan's Sin and the Defeat of Ai

Joshua 7–8

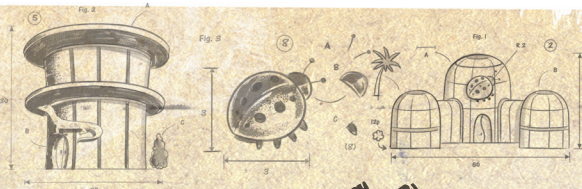
God punished Achan for his sin.

Session 5: Joshua's Final Encouragement

Joshua 23:1–24:28

Joshua told the people to worship God.

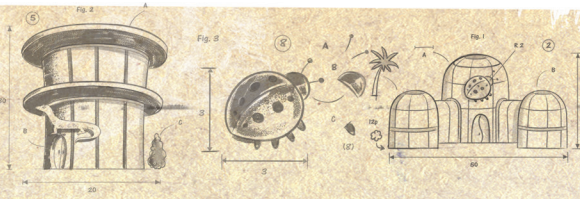




**“Do not be
afraid; do not be
discouraged, for
the LORD your God
will be with you
wherever you go.”**

Joshua 1:9

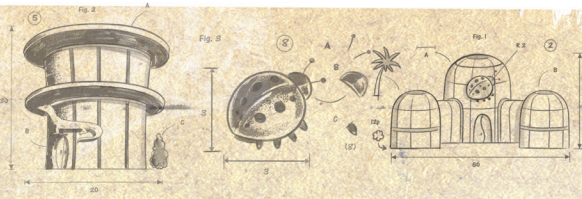




**Be not afraid, neither
be thou dismayed:
for the LORD thy
God is with thee
whithersoever
thou goest.**

Joshua 1:9

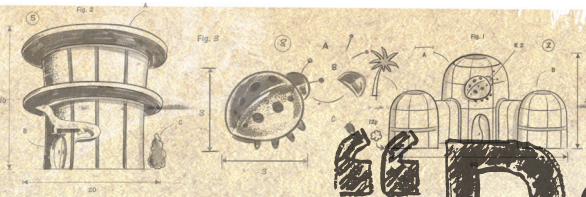




**“Do not be afraid
or discouraged,
for the LORD your
God is with you
wherever you go.”**

Joshua 1:9





**“Do not be
frightened,
and do not be
dismayed, for the
LORD your God is
with you wherever
you go.”**

Joshua 1:9



Caleb and Joshua trusted God.









Which Is the Biggest?

INSTRUCTIONS: Circle the biggest item in each row.

DOWNLOAD THE
TGP FAMILY APP



KEY PASSAGE: Joshua 1:9

BIG PICTURE QUESTION:

- Whom can we trust? We can trust God.

BIBLE STORY:

JOSHUA AND CALEB

- Moses sent 12 men to look at the land of Canaan.
- The men saw that the land was good, but the people living there were very strong.
- Joshua and Caleb believed God.
- The people refused to enter the promised land.
- Israel wandered for 40 years.

FAMILY DISCUSSION STARTERS:

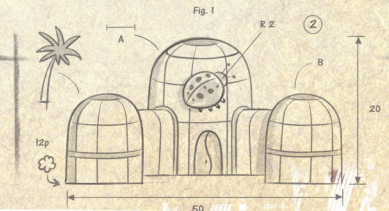
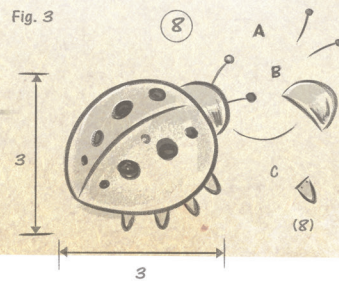
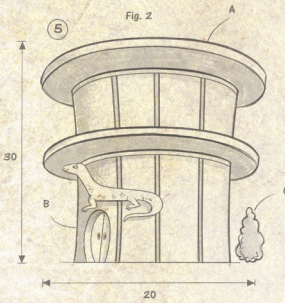
- Do you think it was easy or hard for Joshua and Caleb believe God when the others did not? Why?
- How has God shown our family that He can be trusted?

FAMILY ACTIVITY:

- Walk your neighborhood to “spy it out” for people who need to trust in Jesus. Pray for ways to share with them.
- Go further: Take a step of faith as a family and commit to give above what you normally give to missions.

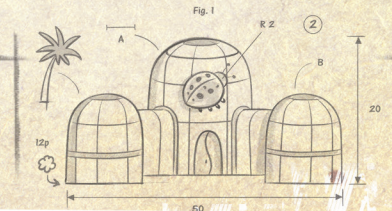
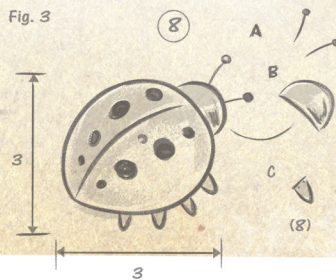
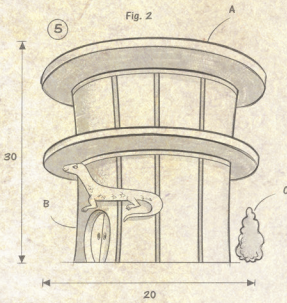


Whom can we trust?



Whom can we trust?

We can trust God.



**Your night light
goes out and
your bedroom is
completely dark.**

**A storm is coming
so your mom
tells you to go
in a closet. You
can hear thunder
and wind and see
lightening outside.**

**You are looking at
a toy in the store.
You look up and
don't see your mom
or dad anywhere.**

**You go to a new
class at church
where you do not
know any of the
other kids.**

**A kid on the
playground
pushes you down.**

**You hear your mom
and dad arguing
and yelling at
each other.**