

The Promised Land and Jericho

BIBLE PASSAGE: Joshua 2–4; 6

MAIN POINT: God fought for His people and led them into the promised land.

KEY PASSAGE: Joshua 1:9

BIG PICTURE QUESTION: Whom can we trust? We can trust God to take care of us.

SMALL GROUP OPENING
(10–15 MINUTES)





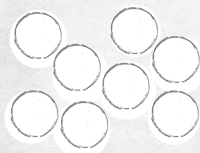
PAGE 42

LARGE GROUP BIBLE STUDY
(25–30 MINUTES)

PAGE 44

SMALL GROUP ACTIVITIES
(25–30 MINUTES)

PAGE 50



Leader BIBLE STUDY

Only one geographical barrier separated the Israelites from the promised land of Canaan: the Jordan River. When Joshua and the Israelites arrived, the Jordan River was flooded due to spring rains and snowmelt. Any other time, the river would have been manageable, but crossing the swollen river would have been daunting like crossing the Red Sea. Like He did at the Red Sea, God dried up the waters so the Israelites could cross. (See Josh. 4:23.)

The Lord brought His people into the promised land. Now their task was to conquer the people living in the land. The Israelites came to Jericho. The people of Jericho had heard about God and what He had done for the Israelites.

They understood God's power and wanted nothing to do with Him.

Joshua sent spies into Jericho. A prostitute named Rahab hid the spies and kept them safe from the people of Jericho. Rahab wanted to be on God's side. In return for her kindness, the spies promised that Rahab and her family would be safe when the Israelites conquered the city.

The Israelites fought the battle of Jericho by faith. They obeyed God's direction, even when it seemed nothing was happening for six days in a row. On the seventh day, the trumpets sounded, declaring, "The Lord is near!"

Joshua gave the people specific instructions to destroy everything in the city except for Rahab and her family. The Israelites were not to keep anything for themselves. The Lord was going to provide for all of their needs. They had no reason to plunder Jericho.

God fought for His people and led them into the promised land. Just as the Lord defeated Jericho for the Israelites, Jesus defeats His enemies and leads believers into the promised land of eternity.

3



MINISTRY GRID®
training made simple

Additional resources for each session are available at gospelproject.com. For free training and session-by-session help, visit www.ministrygrid.com/web/thegospelproject.

The BIBLE STORY

The Promised Land and Jericho

Joshua 2; 4–6

When Moses died, Joshua became the leader of the Israelites. God told Joshua it was time to go into the land of Canaan (KAY nuhn), the land God promised to give Abraham's family. Other people lived in the land, so the Israelites had to defeat them.

Joshua sent two spies into Jericho to check it out. **They stayed at the house of a woman named Rahab** (RAY hab). The king of Jericho heard the spies were with Rahab, so **Rahab hid the men on her roof to keep them safe.** Rahab had heard what God did to Pharaoh and believed in God. She wanted to help His people.

The spies promised to keep Rahab and her family safe when the Israelites came into the city. Rahab tied a bright red rope in her window so the Israelites would know which house she lived in. **The spies left Jericho.**

Now the Israelites traveled toward the Jordan River, which separated them from the promised land. They camped next to the wide, deep river. God gave instructions to Joshua and the other leaders. God was going to help the Israelites cross the river.


The people got ready to cross. The priests carried the ark of the covenant to the edge of the water. Joshua said, "God is with us. He will defeat our enemies." **Then the priests stepped into the water, and the river stopped. All the people crossed the Jordan on dry ground.**

Joshua told the people to take 12 stones from the river to set up as a reminder that God stopped the water and helped them cross the river. When the Israelites were all on the other side, the water started to flow again.

Next, God told Joshua, “March around the city one time each day for six days. On the seventh day, march around the city seven times, and the priests should blow the trumpets. Then all the people should shout, and the walls of Jericho will fall down. The Israelites can then go into the city and conquer it.”

Joshua did what God said. Every day for six days, the Israelites marched around the city. **On the seventh day, they marched around the city seven times.** Then Joshua said, “Shout, for the Lord has given you the city!” So **the people shouted, and the wall fell down. The Israelites went into the city and captured it.** They destroyed everything in the city, **but Rahab and her family were safe.**

Christ Connection: God fought for His people and led them into the promised land. Just as the Lord defeated Jericho for the Israelites, Jesus defeats His enemies and leads believers into the promised land of eternity.



**WANT TO
DISCOVER
GOD'S WORD?
GET
BIBLE EXPRESS!**

Invite kids to check out this week's devotionals to discover that Rahab had heard what God had done for His people in Egypt. She told the spies: "The Lord your God is God in heaven above and on earth below" (Josh. 2:11). Order in bulk, subscribe quarterly, or purchase individually. For more information, check out www.lifeway.com/devotionals.

Small Group OPENING

SESSION TITLE: The Promised Land and Jericho

BIBLE PASSAGE: Joshua 2–4; 6

MAIN POINT: God fought for His people and led them into the promised land.

KEY PASSAGE: Joshua 1:9

BIG PICTURE QUESTION: Whom can we trust? We can trust God to take care of us.

Welcome time

Greet each kid as he or she arrives. Use this time to collect the offering, fill out attendance sheets, and help new kids connect to your group.

Invite kids to talk about a time they went to a new place. Ask them to describe the place to others who have never been there. What did they find there? What did they hear? What did they smell?

SAY • Today we are going to hear a story from the Bible about how God led His people—the Israelites—into the promised land.

Activity page (5 minutes)

- “Design a Boat” activity page, 1 per kid
- colored pencils or markers

Invite kids to complete “Design a Boat” on the activity page. Instruct kids to draw a watercraft they could use to cross a river. Encourage them to be creative with their designs. Kids may share their sketches with the group.

SAY • Today we are going to hear about the Israelites crossing the Jordan River. The river was wide and deep. How do you think they got across? Did they have a boat?

Session starter (10 minutes)

OPTION 1: Alphabet word list

List the letters of the alphabet vertically on a large piece of paper. Form two teams and distribute Bibles to kids.

Instruct kids to turn to the Book of Joshua.

Allow kids to take turns choosing a word from the Bible to write next to a letter of the alphabet. Teams may only write next to letters not already used. Teams earn one point for each letter in their chosen words.

SAY • Today's Bible story comes from the Book of Joshua.

Do you recognize any of these words?



- Bibles
- large piece of paper
- marker

OPTION 2: Twelve stones relay

Form two or more even teams of at least three players.

Use tape to mark a start line and a finish line on the floor.

Guide teams to stand single file between the lines.

Position 12 balloons or balls at the front of each line. Explain that when you say “go,” the first player will pass a balloon over her head to the player behind her. The second player will receive the balloon and pass it between his knees to the third player, and so on. The last player will pile the balloons at the finish line.

When the balloon reaches the end, the last player should shout, “One stone!” “Two stones!” and so on to signal the leader to pass another stone. When the last player shouts “Twelve stones!” the team should sit down. The first team to finish wins.

SAY • In today's Bible story, Joshua told the Israelites to take

12 stones from the river. Listen carefully to the Bible story to hear what Joshua did with the stones.

- balloons or rubber balls,
12 per team
- masking tape or
painter's tape

Transition to large group

Large Group LEADER

SESSION TITLE: The Promised Land and Jericho

BIBLE PASSAGE: Joshua 2–4; 6

MAIN POINT: God fought for His people and led them into the promised land.

KEY PASSAGE: Joshua 1:9

BIG PICTURE QUESTION: Whom can we trust? We can trust God to take care of us.

Countdown

• countdown video

Show the countdown video as your kids arrive, and set it to end as large group time begins.

Introduce the session (3 minutes)

• leader attire
• name tag
• Bible
• labeled box

[Large Group Leader enters wearing a name tag and carrying a Bible. Leader is dressed in a solid-colored polo shirt, khaki pants, and a sun or safari hat. A box labeled CAUTION: LIVE ANIMALS is positioned at the front of the room. Approach the box. Carefully lift a corner of the lid and then gently close the box.]

LEADER • Aww! *[Address kids.]* Hi, everyone! I am so glad you are here today to see that beautiful creature in the box. Wow, it sure is unique—strong *and* soft! Have any of you ever been to a petting zoo? Well, maybe you have petted this animal. I think it could make a decent pet. Except for the smell, I mean.

Anyway, this animal has to do with our Bible story today. It's not actually in the story, but its horns are! Any guesses as to what this animal might be? *[Allow kids to guess.]* I'll give you a hint: This animal is typically 5 to 6 feet tall and can weight up to 280

pounds! It is also related to goats, bison, buffalo, antelope, and cattle. Incredible! Any ideas? (*a ram*)

Now, before I tell you more, let's take a step back to look at the big picture.

Giant timeline (1 minute)

LEADER • God was ready to give the Israelites the promised land. But there was a problem; other people already lived there. God told the Israelites to go on in and conquer, or take over, the promised land—starting with the city of Jericho. Do you think the Israelites rushed in, ready to fight? Before you guess, let's review our big picture question and answer.

• Giant Timeline

Big picture question (1 minute)

LEADER • *Whom can we trust? We can trust God to take care of us.* Yes! God had proven over and over that the Israelites could trust Him. He rescued them from slavery in Egypt and provided for their needs and was keeping His covenant with Abraham. So do you think the Israelites entering the promised land had any reason to trust God? Of course! Let's hear what happened.

Tell the Bible story (10 minutes)

Open your Bible to Joshua 2–4; 6. Tell the Bible story in your own words, or show the Bible story video “The Promised Land and Jericho.”

LEADER • When Moses led the Israelites out of Egypt, do you remember where they went? They headed toward the promised land. In fact, Moses sent spies into the land to see what it was like. The land was great! But

• Bibles
• “The Promised Land and Jericho” video
• Big Picture Question Poster
• Bible Story Picture Poster

Note: Rahab later became the great-great-grandmother of King David.

the Israelites were afraid. They did not trust God to give them the land, so God punished them and made them wander around in the wilderness for 40 years.

Eventually the adults died, and the kids grew up. Moses died too, so Joshua became the Israelites' leader. Now it was time to enter the promised land. Joshua sent two spies into the land. They stayed with a woman named Rahab.

God was with His people. He helped them cross the Jordan River and take over the city of Jericho.

The Israelites were finally in the promised land!

Ask the following review questions. Call on kids to answer:

1. Why were the people of Jericho afraid of Israel? (*They knew that the Lord was with the Israelites, Josh. 2:8-11*)
2. What did Rahab ask the spies to do? (*keep her family safe, Josh. 2:12-13*)
3. Why did the Israelites pile up stones after crossing the river? (*to make a memorial, to remember what the Lord had done; Josh. 4:2-6*)
4. Who leads believers into the promised land of eternity? (*Jesus, John 14:2-3*)
5. ***Whom can we trust? We can trust God to take care of us.***

LEADER • God fought for His people and led them into the promised land. Joshua obeyed God's instructions for defeating Jericho. The people marched around the city and the priests carried trumpets made of rams' horns. They shouted and the wall fell down, for the Lord had given them the city.

Just as the Lord defeated Jericho for the Israelites, Jesus defeated His enemies and leads believers into the promised land of eternity.

The Gospel: God's Plan for Me (optional)

Use Scripture and the guide provided with this session to explain to boys and girls how to become a Christian. Assign individuals to meet with kids who have more questions.

Encourage boys and girls to ask their parents, small group leaders, or other Christian adults any questions they may have about becoming a Christian.

Tip: Provide *I'm a Christian Now* for new Christians to take home and complete with their families.

Key passage (5 minutes)

Show the key passage poster. Lead the boys and girls to read together Joshua 1:9.

LEADER • These are words that God spoke. Who was God talking to when He said this? (*Joshua*) What big task did God call Joshua to do? (*lead the Israelites into the promised land*)

Review any motions you created for key words or phrases to help kids memorize the verse. Boys and girls may use their own actions, or use these suggested actions:

- *commanded*—Point forward.
- *strong*—Flex arms.
- *courageous*—Put hands on hips and hold up head.
- *do not be afraid or discouraged*—Shake head.
- *Lord your God*—Point upward.
- *wherever you go*—Spread arms wide.

Guide kids to perform the motions as they sing the key passage song together.

- Key Passage Poster
- "Wherever You Go" song

Discussion starter video (4 minutes)

LEADER • Is it easier to do something by yourself or with help? Can you think of a reason why someone would want to do something alone instead of with help? Think about that as you watch this video.

- "Unit 7, Session 3" discussion starter video

Show the “Unit 7, Session 3” discussion starter video.

LEADER • Should the kid have accepted help? Do you think it was hard for Israel to trust God as they went into the promised land? If Israel had tried to fight their enemies on their own, they would have failed. The Israelites needed to trust God for help.

Invite kids to discuss why they think God had the Israelites conquer Jericho in such an unusual way. Point out that when the Israelites obeyed God, especially if they did not understand how marching around the walls would help them take over the city, they showed that they trusted God.

Whom can we trust? We can trust God to take care of us. How can we show we trust God to help us?

Sing (4 minutes)

• “Mighty Fortress (Our God Is Faithful)” song

LEADER • When the wall of Jericho fell down, I wonder if the Israelites sang because they were so happy that **God fought for His people and led them into the promised land.** Let’s sing our unit song together.

Lead boys and girls to sing “Mighty Fortress (Our God Is Faithful).”

Pray (2 minutes)

Invite kids to pray before dismissing to small groups.

LEADER • Lord God, You are so great! You showed Your power when You knocked down the wall of Jericho. Thank You for Your Word so we can learn about You. Help us to trust You to take care of us. You are always faithful, and we love You. Amen.

Dismiss to small groups

The Gospel: God's Plan for Me

Ask kids if they have ever heard the word *gospel*. Clarify that the word *gospel* means “good news.” It is the message about Christ, the kingdom of God, and salvation. Use the following guide to share the gospel with kids.



God rules. Explain to kids that the Bible tells us God created everything, and He is in charge of everything. Invite a volunteer to read Genesis 1:1 from the Bible. Read Revelation 4:11 or Colossians 1:16-17 aloud and explain what these verses mean.



We sinned. Tell kids that since the time of Adam and Eve, everyone has chosen to disobey God. (Romans 3:23) The Bible calls this sin. Because God is holy, God cannot be around sin. Sin separates us from God and deserves God's punishment of death. (Romans 6:23)



God provided. Choose a child to read John 3:16 aloud. Say that God sent His Son, Jesus, the perfect solution to our sin problem, to rescue us from the punishment we deserve. It's something we, as sinners, could never earn on our own. Jesus alone saves us. Read and explain Ephesians 2:8-9.



Jesus gives. Share with kids that Jesus lived a perfect life, died on the cross for our sins, and rose again. Because Jesus gave up His life for us, we can be welcomed into God's family for eternity. This is the best gift ever! Read Romans 5:8; 2 Corinthians 5:21; or 1 Peter 3:19.



We respond. Tell kids that they can respond to Jesus. Read Romans 10:9-10,13. Review these aspects of our response: Believe in your heart that Jesus alone saves you through what He's already done on the cross. Repent, turning from self and sin to Jesus. Tell God and others that your faith is in Jesus.

Offer to talk with any child who is interested in responding to Jesus.

Small Group LEADER

SESSION TITLE: The Promised Land and Jericho

BIBLE PASSAGE: Joshua 2–4; 6

MAIN POINT: God fought for His people and led them into the promised land.

KEY PASSAGE: Joshua 1:9

BIG PICTURE QUESTION: Whom can we trust? We can trust God to take care of us.

Key passage activity (5 minutes)

• Key Passage Poster

Note: If you are unfamiliar with cadences, check them out online before class.

Guide kids to stand and march in place. Display the key passage poster and lead them to say Joshua 1:9 as a cadence, repeating after you to the beat of their marching. After you say each phrase, kids will echo. For example:

“Haven’t I commanded you:
be strong and courageous?
Do not be afraid,
do not be discouraged,
for the Lord your God is with
you wherever you go.”

Repeat the cadence a few times to help kids memorize the words of the key passage. You may choose a volunteer to have a turn leading the group to march around the room.

SAY • God told the Israelites to march around Jericho every day for seven days. They did not need to be afraid or discouraged because the Lord was with them.
God fought for His people and led them into the promised land.

Bible story review & Bible skills (10 minutes)

Form three groups of kids. Assign each group a different part of today's Bible story: the spies hiding with Rahab (Joshua 2), entering the promised land (Joshua 3–4), and taking over Jericho (Joshua 6).

Assist groups in designating roles such as the narrator, Rahab, the spies, Joshua, the priests, the Israelites, and so forth. Give kids a few minutes to rehearse their skits. Then invite each group to take a turn playing out its scene.

Ask review questions to reinforce details as needed.

1. How many spies went into the promised land?
(*two, Josh. 2:1*)
2. Who hid the spies in her house? (*Rahab, Josh. 2:1*)
3. Which river did the Israelites cross to enter Canaan?
(*the Jordan River, Josh. 3:14-16*)
4. How many stones did the Israelites take from the river?
(*12 stones, Josh. 4:3*)
5. How many times did the Israelites march around Jericho?
(*once a day for six days, and then seven times on the seventh day; Josh. 6:3-4*)
6. What caused the walls of Jericho to come crashing down?
(*God gave the city to the Israelites, Josh. 6:16*)

SAY • God fought for His people and led them into the promised land.

- Bibles, 1 per kid
- Main Point Poster
- paper
- pencils

Option: Retell or review the Bible story using the bolded text of the Bible story script.

Activity choice (10 minutes)

OPTION 1: Marching drill

Guide kids to stand in several rows. Ask if any of them has ever seen an army marching. Explain that troops move together in unison.

Invite them to imagine how the Israelites might have marched around the city of Jericho. Teach kids a few



commands and lead them to march in place. As kids master the commands, allow a volunteer to lead them.

- *Attention*—Stand with heels together, toes pointed slightly outward. Stand up tall with arms at side.
- *March*—Call out “Left, left, left, right, left” as kids march in place.
- *About face*—Kids turn around (180 degrees) and then stand at attention.

SAY • God fought for His people and led them into the promised land. Just as the Lord defeated Jericho for the Israelites, Jesus defeats His enemies and leads believers into the promised land of eternity.

OPTION 2: Decorate stones

- smooth stones
- colored duct tape
- scissors

Provide smooth stones and colored duct tape. Invite boys and girls to cut the duct tape into strips to decorate the stones. Allow each kid to decorate several stones.

As kids work, remind them that when the Israelites crossed the Jordan River into the promised land, they carried 12 stones out of the river to set up as a memorial.

SAY • God told the Israelites that the stones would be a sign. He said, “In the future, when your children ask you, ‘What do these stones mean to you?’ you should tell them, ‘The waters of the Jordan were cut off in front of the ark of the Lord’s covenant. When it crossed the Jordan, the Jordan’s waters were cut off.’” Suggest kids keep their stones in their pockets as a reminder that ***we can trust God to take care of us.***

- pencils
- Journal Page
- “Across the Jordan” activity page, 1 per kid

Journal and prayer (5 minutes)

Distribute journal pages and pencils. Guide kids to list several things that God has done to help them or their

families. Kids may also list events from the Bible in which God helped His people. Encourage them to remember that God takes care of His people.

SAY • God fought for His people and led them into the promised land. Let's pray and thank God for helping us too.

Lord God, thank You for taking care of Your people. Thank You for taking care of us in the greatest way by sending Your Son, Jesus, to rescue us from sin. Help us to trust You to take care of us in the little things as well as the big things. You are good, and we love You. Amen.

As time allows, lead kids to complete "Across the Jordan" on the activity page. Kids will number the stones from 1 to 12 to put the events from today's Bible story in the order they happened. If kids need help, provide Bibles and guide them to Joshua 2–4; 6.

Activity page answers:

1. God told Joshua to go to Canaan.
2. Joshua sent two spies into Jericho.
3. Rahab hid the spies on her roof.
4. Rahab tied a bright red rope in her window.
5. The priests carried the ark of the covenant to the edge of the water.
6. The water stopped flowing.
7. All the people crossed the Jordan on dry ground.
8. Joshua set up 12 stones as a reminder.
9. The Israelites marched around Jericho.
10. The Israelites shouted.
11. The wall of Jericho fell down.
12. The Israelites captured Jericho.

Option: Review the gospel with boys and girls. Explain that kids are welcome to speak with you or another teacher if they have questions.

Tip: Give parents this week's *Big Picture Cards for Families* to allow families to interact with the biblical content at home.

Journal Page

God the Savior

Key Passage: Joshua 1:9

Big Picture Questions: Whom can we trust? We can trust God to take care of us.

Session 1: Joshua and Caleb

Numbers 13:1–14:38

The Israelites did not trust God to give them the promised land.

Session 2: The Bronze Snake

Numbers 20:1-20; 21:4-9

God told His people to look at the bronze snake to be healed.

Session 3: The Promised Land and Jericho

Joshua 2–4; 6

God fought for His people and led them into the promised land.

Session 4: Achan's Sin and the Defeat of Ai

Joshua 7–8

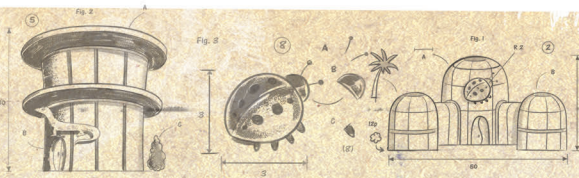
God punished Achan for his sin. Then God fought for His people at Ai.

Session 5: Joshua's Final Encouragement

Joshua 23:1–24:28

Joshua encouraged the people to worship God alone.






**“Haven’t I commanded
you: be strong and
courageous? Do
not be afraid or
discouraged, for the
LORD your God is with
you wherever you go.”**

Joshua 1:9

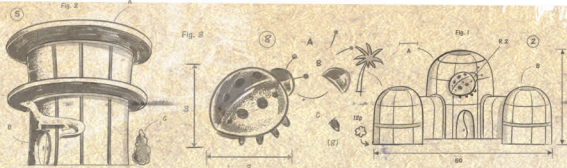


A technical drawing of a fortification, showing a cross-section of a wall with a tower on top. The drawing is labeled with various letters and numbers, indicating different parts of the structure.

“Have not I commanded thee? Be strong and of good courage; be not afraid, neither be thou dismayed: for the LORD thy God is with thee whithersoever thou goest.”

Joshua 1:9

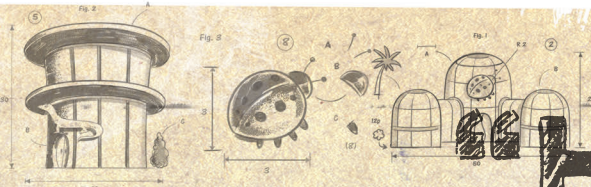




“Have I not commanded you? Be strong and courageous. Do not be frightened, and do not be dismayed, for the LORD your God is with you wherever you go.”

Joshua 1:9





**“Have I not
commanded you? Be
strong and courageous.
Do not be afraid; do
not be discouraged, for
the LORD your God will
be with you wherever
you go.”**

Joshua 1:9



**God fought
for His people
and led them
into the
promised
land.**





Journal Page

List several things that God has done to help you or your family. You may also list events from the Bible in which God helped His people. Remember, God takes care of His people!



FAMILY DISCUSSION STARTERS

- How many times did the Israelites march around Jericho? (See Joshua 6:3-4.)
- Who knocked down the wall of Jericho? (*God did.*)
- As a family, how can you give God glory for providing?



The Promised Land and Jericho

Joshua 2-4; 6

MAIN POINT: GOD FOUGHT FOR HIS PEOPLE AND LED THEM INTO THE PROMISED LAND.

When Moses died, Joshua became the leader of the Israelites. God told Joshua it was time to go into the land God promised to give Abraham's family. Other people lived in the land, so the Israelites had to defeat them.

Joshua sent two spies into Jericho to check it out. They stayed at the house of a woman named Rahab. Rahab hid the men on her roof to keep them safe.

The spies promised to keep Rahab and her family safe when the Israelites came into the city. Then the spies left Jericho.

Now the Israelites traveled toward the Jordan River, which separated them from the promised land. The people got ready to cross. The priests carried the ark of the covenant to the edge of the water. Then the priests stepped into the water, and the river stopped. All the people crossed the Jordan on dry ground.

Joshua set up a reminder that God stopped the water and helped them cross the river.

Next, God told Joshua, "March around the city one time each day for six days. On the seventh day, march around the city seven times. Then all the people should shout, and the walls of Jericho will fall down. The Israelites can then go into the city and conquer it."

Joshua did what God said. On the seventh day, they marched around the city seven times. The people shouted, and the wall fell down. The Israelites went into the city and captured it. They destroyed everything in the city, but Rahab and her family were safe.

Christ Connection: God fought for His people and led them into the promised land. Just as the Lord defeated Jericho for the Israelites, Jesus defeats His enemies and leads believers into the promised land of eternity.

FOLD

Design a Boat

Imagine you and your family needs to cross a wide, deep river.
What would you use? In the space below, design a boat to carry you across.



Across the Jordan

Number the stones from 1 to 12 to put the events from today's Bible story in the order that they happened. (We've done the first one for you.)
Tip: Need help? Read Joshua 2-4; 6 in your Bible.

The Israelites shouted.

Joshua sent two spies into Jericho.

The priests carried the ark of the covenant to the edge of the water.

Rahab hid the spies on her roof.

God told Joshua to go into Canaan. **1**

The Israelites captured Jericho.

Rahab tied a bright red rope in her window.

The Israelites marched around Jericho.

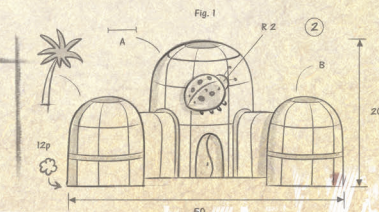
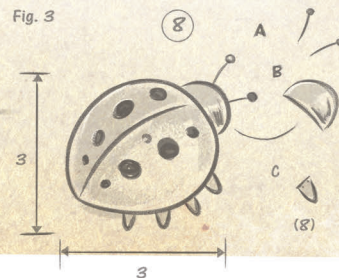
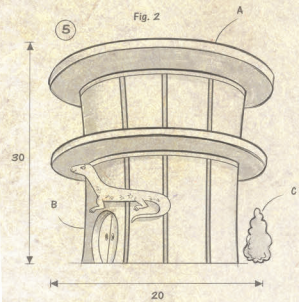
Joshua set up 12 stones as a reminder.

All the people crossed the Jordan on dry ground.

The wall of Jericho fell down.

The water stopped flowing.

Whom can we trust?



Whom can we trust?

We can trust God to take care of us.

