

## The Promised Land and Jericho

**BIBLE PASSAGE:** Joshua 2–4; 6

**MAIN POINT:** God led His people into the promised land.

**KEY PASSAGE:** Joshua 1:9

**BIG PICTURE QUESTION:** Whom can we trust? We can trust God.

### SMALL GROUP OPENING

(15–20 MINUTES)

PAGE 34

### LARGE GROUP BIBLE STUDY

(10–15 MINUTES)

PAGE 36

### SMALL GROUP ACTIVITIES

(20–25 MINUTES)

PAGE 38



## Leader BIBLE STUDY

Only one geographical barrier separated the Israelites from the promised land of Canaan: the Jordan River. When Joshua and the Israelites arrived, the Jordan River was flooded due to spring rains and snowmelt. Any other time, the river would have been manageable, but crossing the swollen river would have been daunting like crossing the Red Sea. Like He did at the Red Sea, God dried up the waters so the Israelites could cross. (See Joshua 4:23.)

The Lord brought His people into the promised land. Now their task was to conquer the people living in the land. The Israelites came to Jericho. The people of Jericho had heard

about God and what He had done for the Israelites. They understood God's power and wanted nothing to do with Him.

Joshua sent spies into Jericho. A prostitute named Rahab hid the spies and kept them safe from the people of Jericho. Rahab wanted to be on God's side. In return for her kindness, the spies promised that Rahab and her family would be safe when the Israelites conquered the city.

The Israelites fought the battle of Jericho by faith. They obeyed God's direction, even when it seemed nothing was happening for six days in a row. On the seventh day, the trumpets sounded, declaring, "The Lord is near!"

Joshua gave the people specific instructions to destroy everything in the city except for Rahab and her family. The Israelites were not to keep anything for themselves. The Lord was going to provide for all of their needs. They had no reason to plunder Jericho.

God fought for His people and led them into the promised land. Just as the Lord defeated Jericho for the Israelites, Jesus defeats His enemies and leads believers into the promised land of eternity.

3



**MINISTRY GRID**  
training made simple

Additional resources for each session are available at [gospelproject.com](http://gospelproject.com). For free training and session-by-session help, visit [www.ministrygrid.com/web/thegospelproject](http://www.ministrygrid.com/web/thegospelproject).

# The BIBLE STORY

## The Promised Land and Jericho

*Joshua 2–4; 6*

When Moses died, Joshua became the leader of the Israelites. God told Joshua it was time to go into the land of Canaan (KAY nuhn), the land God promised to give His people. Other people lived in the land, so the Israelites had to defeat them.

Joshua sent two spies into the land, and they went to the city of Jericho (JER ih koh). The spies stayed at the house of a woman named Rahab (RAY hab). The king found out the spies were in the city, so Rahab hid them on her roof. Rahab had heard what God did to Pharaoh, and she believed in God. Rahab wanted to help God's people.

The spies agreed to keep Rahab and her family safe when the Israelites attacked Jericho. Rahab tied a red rope in her window so the Israelites would know which house she lived in. Then the spies went back to Joshua.

Now the only thing separating the Israelites and the promised land was the Jordan River. God was going to help His people cross the river. God told Joshua and the other leaders what to do. Some men carried the ark to the edge of the river. Everyone got ready to cross the river. The men carrying the ark took a step into the river. God did something great! He made the water stop, and the Israelites safely crossed the river on dry ground.

Joshua told the people to take 12 stones from the river to set up as a reminder that God stopped the water and helped them cross the river. When everyone had crossed, the water came back and the river was wide and deep like before.

God told Joshua what to do next. “March around the city one time every day for six days. On the seventh day, march around the city seven times. The priests should blow the trumpets. Then all the people should shout, and the walls of Jericho will fall down. Then go into the city and take it over.”

**Joshua did what God said.** He told the people to carry the ark and march around the city. The priests blew their trumpets, and the people marched around the city one time. The second day, they marched quietly around the city again and then returned to their camp. They did this every day for six days.

**On the seventh day, the Israelites got up early and marched around the city seven times. On the seventh time when the priests blew their trumpets, Joshua said, “Shout, for the Lord has given you the city!”**

**So the people shouted, and the wall fell down flat! The Israelites went into the city and took it over. They destroyed everything in the city, but Rahab and her family were safe.**

*Christ Connection: God led His people into the promised land. He gave them the city of Jericho. In a similar way, Jesus leads believers into heaven and gives them eternal life.*



**WANT TO  
DISCOVER  
GOD'S WORD?  
GET  
MORE!**

Invite preschoolers to check out this week's devotionals to discover that Rahab had heard what God had done for His people in Egypt.

She told the spies: “The Lord your God is God in heaven above and on earth below” (Josh. 2:11). Order in bulk, subscribe quarterly, or purchase individually. For more information, check out [www.lifeway.com/devotionals](http://www.lifeway.com/devotionals).



# Small Group OPENING

**SESSION TITLE:** The Promised Land and Jericho

**BIBLE PASSAGE:** Joshua 2–4; 6

**MAIN POINT:** God led His people into the promised land.

**KEY PASSAGE:** Joshua 1:9

**BIG PICTURE QUESTION:** Whom can we trust? We can trust God.

---

## Welcome time

- “A Mighty Fortress (Our God Is Faithful)” song
- offering basket
- Allergy Alert download
- favorite toys related to the Bible story theme

Play the unit theme song in the background as you greet preschoolers and follow your church’s security procedures. Set an offering basket near the door to collect at an appropriate time. Post an allergy alert, if necessary. Set out a few favorite theme-related toys, such as puzzles and blocks.

## Activity page

- “Hidden Spies” activity page, 1 per child
- pencils or crayons

Invite preschoolers to identify the hidden spies.

**SAY** • Did you find the spies hiding on the roof? This is a scene from today’s Bible story. Joshua sent two spies into the city God was going to give the Israelites. The king found out the Israelite spies were there. A woman named Rahab helped the spies by hiding them on her roof. The men make a promise to Rahab for helping them. Let’s find out what it was.



- plastic cups, 3
- toy people, 2

## Find the spies

Set three plastic cups upside down on a table. Place two toy people under one of the cups. Slide the cups around to mix up the order while preschoolers watch. Allow preschoolers to take turns guessing which cup the people are under.

**SAY** • Good job finding the hidden people under the cup!

In today's Bible story, Joshua sent two spies into the city of Jericho. A woman named Rahab hid the spies to keep them safe from the king. She didn't hide them under a cup, of course! They wouldn't have fit! Rahab hid the men on her roof. Let's find out what happened.

## Sort rocks

Provide an assortment of rocks for preschoolers to sort. Invite them to sort the rocks by size and color. Guide preschoolers to count out 12 rocks and try to stack them.

**SAY** • Do you remember the Bible story about how God saved His people from the Egyptians? God divided the Red Sea in two so that His people could escape from the Egyptians on dry ground. In today's Bible story, we are going to hear about how God divided water again! God did not divide the water to help His people escape their enemies but so His people could take the land God had promised to them.

- rocks
- sorting bins or muffin tins

## Transition to Bible study

To gain the attention of all the preschoolers to move them to Bible study, show the countdown video, flip off the lights, or clap a simple rhythm for the children to copy. Invite preschoolers to cross a line of blue painter's tape or blue paper as they move to Bible study.

- countdown video (optional)

# Large Group LEADER

**SESSION TITLE:** The Promised Land and Jericho

**BIBLE PASSAGE:** Joshua 2–4; 6

**MAIN POINT:** God led His people into the promised land.

**KEY PASSAGE:** Joshua 1:9

**BIG PICTURE QUESTION:** Whom can we trust? We can trust God.

---

## Introduce the Bible story

Guide preschoolers to march around the room quietly seven times. Then invite them to sit down.

**SAY** • Nothing special happened when we marched around the room. In today's Bible story, God told the Israelite people to march around the city of Jericho seven times. Something special happened.

## Watch or tell the Bible story

Open your Bible to Joshua 2.

**SAY** • God's words are in the Bible. God's words are always true. Everything in the Bible happened in real life. The Bible is the most important book.

Show the Bible story video "The Promised Land and Jericho" or tell the Bible story in your own words using the script provided. Use the bolded version for younger preschoolers.

## Talk about the Bible story

**SAY** • Many years before, God promised to give Abraham's family the land of Canaan. The time had come for the people to return to that land, and **God led His people into the promised land.** When we trust in

- Bible
- "The Promised Land and Jericho" video
- Bible Story Picture Poster

- Main Point Poster
- Giant Timeline or Big Story Circle

Jesus, God promises us an even better land. We can't see this land now, but we know it is coming. We will live there with God forever.

Point to the Bible story picture on the giant timeline or big story circle as you ask the following review questions:

1. Who helped the Israelite spies? (*Rahab*)
2. What happened when the men carrying the ark stepped into the river? (*God made the water stop.*)
3. What did Joshua set up to remind the people of how God stopped the Jordan River? (*12 stones*)
4. What happened after the Israelites marched around the city seven times, the priest blew their trumpets, and the people shouted? (*Jericho's wall fell down.*)

## Learn the big picture question

**SAY • *Whom can we trust? We can trust God.*** The Israelites trusted God and obeyed His instructions to take the land He promised to Abraham long ago. They saw God do amazing things!

• Big Picture Question Poster

## Practice the key passage

Open your Bible to Joshua 1:9. Read the key passage aloud several times. Sing together the key passage song, "Wherever You Go."

• Key Passage Poster  
• "Wherever You Go" song

**SAY •** Crossing the Jordan River and fighting Jericho was probably scary for the Israelites, but God was with them. He told them exactly what to do. Sometimes we can be afraid or discouraged. In those times, we can remember that God is with us too.

## Transition to small groups

# Small Group ACTIVITIES

**SESSION TITLE:** The Promised Land and Jericho

**BIBLE PASSAGE:** Joshua 2–4; 6

**MAIN POINT:** God led His people into the promised land.

**KEY PASSAGE:** Joshua 1:9

**BIG PICTURE QUESTION:** Whom can we trust? We can trust God.

---



- box
- inexpensive gifts such as candy or small toys

## Follow instructions

Before the session, place inexpensive toys or individually wrapped candies in a closed box. Set the box where preschoolers can access it when instructed but won't notice it. Explain to preschoolers that you have a gift for them, but they must follow your instructions to take the gift. Call out instructions one at a time for the group to follow together. (Examples: Stand by something red, sit in a chair and count to 10, crawl across the room, or give me a high-five.) For the last instruction, tell preschoolers to open up the box and take one gift.

**SAY** • I promised to give you a gift. All you had to do was follow my instructions to get it. God promised the Israelites that He would give them a very good land of their own. They simply had to follow God's instructions to take it.

**God led His people into the promised land.** God did the work. God stopped the Jordan River. God made the walls of Jericho fall down. God caused the Israelites to win the battle. In the same way, God did all the work for us to be saved by sending Jesus. We only have turn away from our sin and trust in Him.

## Make window art

Cut two 9-inch squares of clear contact plastic for each preschooler. Remove the paper backing from one square. Secure the plastic to the table with tape. Invite preschoolers to arrange tissue paper pieces on the sticky side of their plastic. Provide a red ribbon for a preschooler to lay on top of the tissue paper. Remove the paper backing from the second plastic square and place it on top of the artwork to seal it. Use scissors to trim rough edges if needed.

- clear contact plastic
- scissors
- tape
- tissue paper pieces
- red ribbon

**SAY** • Rahab believed in God, so she helped the Israelites.

The Israelites promised to keep Rahab and her family safe. Rahab tied a red rope in her window so the Israelites would know which house she lived in when they took Jericho. **God led His people into the promised land.** God gave them the city of Jericho. In a similar way, Jesus leads believers into heaven and gives them eternal life.

## Knock down blocks

Invite preschoolers to build a wall with cardboard blocks or empty shoe boxes. Guide preschoolers to play out the story by circling the wall and then sitting down. Repeat five more times. Then on the seventh time, circle the wall seven times and then shout out. Let preschoolers take turns knocking down the wall. Play again as time allows.

- cardboard blocks or shoe boxes

Tip: Build only to preschoolers' chin level and make sure children aren't in the path of falling blocks

**SAY** • In our Bible story, the Israelites didn't have to knock down Jericho's walls themselves because God brought the walls down. They couldn't have knocked the walls down themselves if they tried. **God led His people into the promised land.** He gave them the city of Jericho. In a similar way, Jesus leads believers into heaven and gives them eternal life. We don't

have to save ourselves, and we couldn't if we tried.  
Only Jesus can save people from sin.

## Water play

- plastic tub, 2
- stones, 12 or more
- tongs
- towels

Fill two plastic tubs with a few inches of water. Place 12 or more smooth stones in the water. Guide preschoolers to use tongs to move 12 of the stones from one tub to the other. As preschoolers play, remind them that Joshua told the people to take 12 stones from the dry part of the river to set up as a reminder that God stopped the water and helped them cross the river.

**SAY** • A rushing river can't stop God's plan. **God led His people into the promised land.** God made the water of the Jordan River stop so the Israelites could crossover. He gave them the city of Jericho. In a similar way, Jesus leads believers into heaven and gives them eternal life.

## Marching cube

- Giant Game Cube or lightweight box
- paper
- marker

Write the number 7 on three sheets of paper. Then write the number 1 on three sheets of paper. Place the numbered papers in the pockets of the Giant Game Cube. Form a circle. Invite preschoolers to take turns rolling the cube. If the cube lands on 1, the group must march around the cube one time. If the cube lands on 7, the group must march around the cube 7 times and shout out on the 7th time.

**SAY** • Joshua led the people to obey God's instructions, and **God led His people into the promised land.** God gave them the city of Jericho. In a similar way, Jesus leads believers into heaven and gives them eternal life.

## Snack

Play the countdown video to signal the end of activities. Guide preschoolers to clean their areas. Take a restroom break and wash hands. Gather preschoolers for snack time. Thank God for the snack.

Serve horn-shaped corn snacks. Talk about how God made the walls of Jericho fall down when the priests blew their horns and the people shouted. **God led His people into the promised land.**

- countdown video (optional)
- Allergy Alert download
- snack food
- paper cups and napkins

## Transition

When a child finishes his snack, guide him to throw away any trash. He may select a book or puzzle to examine, play quietly with play dough or a favorite toy, or color the Bible story coloring page.

Offer the journal page and invite preschoolers to draw a picture of their favorite scene from today's Bible story. Ideas include Rahab hiding the spies, the Israelites crossing the Jordan River, the 12 stones, marching around Jericho, the Israelites defeating Jericho. Remind preschoolers that **God led His people into the promised land.** God kept the promise He made long ago. Pray for the children.

**SAY** • God, You are so good to give Your people good things. You kept Your promise to give Your people a good land. Your people trusted You and saw You do amazing things. Help us to trust You, too. Thank You that You promise us eternal life when we trust in Your Son, Jesus. Amen.

If parents are picking up their children at this time, tell them something that their child enjoyed doing or did well during the session. Distribute the preschool big picture cards for families.

- books
- puzzles
- play dough
- Journal Page printable, 1 per child
- Bible Story Coloring Page
- crayons
- Big Picture Cards for Families: Babies, Toddlers, and Preschool



# Journal Page

## God the Savior

**Key Passage:** Joshua 1:9

**Big Picture Questions:** Whom can we trust? We can trust God.

**Session 1:** Joshua and Caleb  
*Numbers 13:1–14:38*  
Caleb and Joshua trusted God.

**Session 2:** The Bronze Snake  
*Numbers 20:1–20; 21:4–9*  
God told His people to look at the bronze snake.

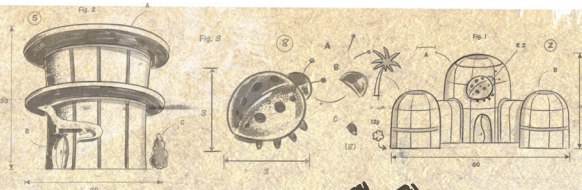
**Session 3:** The Promised Land and Jericho  
*Joshua 2–4; 6*  
God led His people into the promised land.

**Session 4:** Achan's Sin and the Defeat of Ai  
*Joshua 7–8*  
God punished Achan for his sin.

**Session 5:** Joshua's Final Encouragement  
*Joshua 23:1–24:28*  
Joshua told the people to worship God.





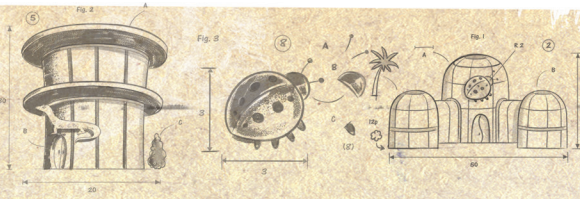


**“Do not be  
afraid; do not be  
discouraged, for  
the LORD your God  
will be with you  
wherever you go.”**

Joshua 1:9





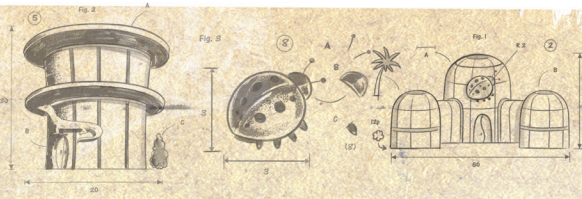


**Be not afraid, neither  
be thou dismayed:  
for the LORD thy  
God is with thee  
whithersoever  
thou goest.**

**Joshua 1:9**





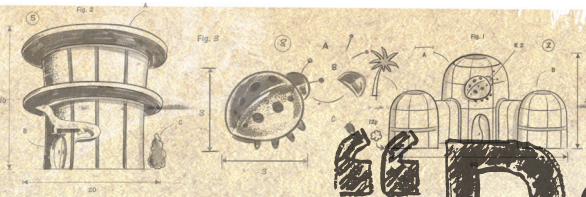


**“Do not be afraid  
or discouraged,  
for the LORD your  
God is with you  
wherever you go.”**

Joshua 1:9







**“Do not be  
frightened,  
and do not be  
dismayed, for the  
LORD your God is  
with you wherever  
you go.”**

**Joshua 1:9**





God led His  
people into the  
promised land.









# Hidden Spies

DOWNLOAD THE  
TGP FAMILY APP

**INSTRUCTIONS:** Look at the Israelite spies in the key. Try to spot where they are hiding. Circle the spies when you find them.



**KEY PASSAGE:** Joshua 1:9

**BIG PICTURE QUESTION:**

- Whom can we trust? We can trust God.

**BIBLE STORY: THE PROMISED LAND AND JERICO**

- Joshua sent two Israelite spies into Jericho.
- Rahab protected the spies. The spies promised to protect Rahab and her family.
- The Israelites crossed the Jordan on dry ground.
- The Israelites marched around Jericho and the walls fell down.

**FAMILY DISCUSSION STARTERS:**


- What do you think it would have been like to march around Jericho in the Israelite army?
- How can we see God's power and glory around us?

**FAMILY ACTIVITY:**

- Make a "city wall" with pillows or boxes, march around it, and knock it down. Talk about how God knocked down Jericho's walls.
- Go further: Invite another family to walk laps around a local track with you to exercise and build relationships.

*Preschool Activity Pages*  
Unit 7, Session 3







# Whom can we trust?

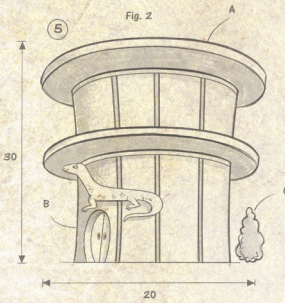
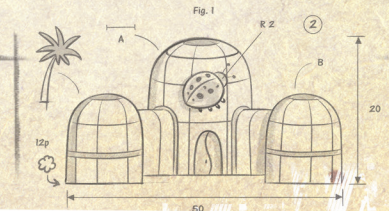
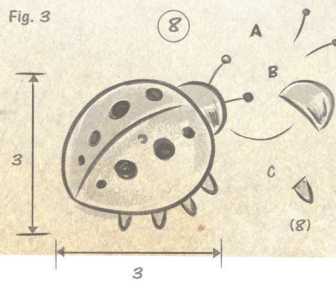


Fig. 3





# Whom can we trust?

## We can trust God.

