

## The Promised Land and Jericho

**BIBLE PASSAGE:** Joshua 2–4; 6

**MAIN POINT:** God fought for His people and led them into the promised land.

**KEY PASSAGE:** Joshua 1:9

**BIG PICTURE QUESTION:** Whom can we trust? We can trust God to take care of us.

**SMALL GROUP OPENING**  
(10–15 MINUTES)

**PAGE 42**

**LARGE GROUP BIBLE STUDY**  
(25–30 MINUTES)

**PAGE 44**

**SMALL GROUP ACTIVITIES**  
(25–30 MINUTES)

**PAGE 50**



### Leader BIBLE STUDY

Only one geographical barrier separated the Israelites from the promised land of Canaan: the Jordan River. When Joshua and the Israelites arrived, the Jordan River was flooded due to spring rains and snowmelt. Any other time, the river would have been manageable, but crossing the swollen river would have been daunting like crossing the Red Sea. Like He did at the Red Sea, God dried up the waters so the Israelites could cross. (See Josh. 4:23.)

The Lord brought His people into the promised land. Now their task was to conquer the people living in the land. The Israelites came to Jericho. The people of Jericho had heard about God and what He had done for the Israelites.

They understood God's power and wanted nothing to do with Him.

Joshua sent spies into Jericho. A prostitute named Rahab hid the spies and kept them safe from the people of Jericho. Rahab wanted to be on God's side. In return for her kindness, the spies promised that Rahab and her family would be safe when the Israelites conquered the city.

The Israelites fought the battle of Jericho by faith. They obeyed God's direction, even when it seemed nothing was happening for six days in a row. On the seventh day, the trumpets sounded, declaring, "The Lord is near!"

Joshua gave the people specific instructions to destroy everything in the city except for Rahab and her family. The Israelites were not to keep anything for themselves. The Lord was going to provide for all of their needs. They had no reason to plunder Jericho.

God fought for His people and led them into the promised land. Just as the Lord defeated Jericho for the Israelites, Jesus defeats His enemies and leads believers into the promised land of eternity.

3



**MINISTRY GRID**  
training made simple

Additional resources for each session are available at [gospelproject.com](http://gospelproject.com). For free training and session-by-session help, visit [www.ministrygrid.com/web/thegospelproject](http://www.ministrygrid.com/web/thegospelproject).

# The BIBLE STORY

## The Promised Land and Jericho

*Joshua 2–4; 6*

**When Moses died, Joshua became the leader of the Israelites. God told Joshua it was time to go into the land of Canaan (KAY nuhn), the land God promised to give Abraham's family. Other people lived in the land, so the Israelites had to defeat them.**

**Joshua sent two spies into Jericho** to check it out. **They stayed at the house of a woman named Rahab** (RAY hab). The king of Jericho heard the spies were with Rahab, so **Rahab hid the men on her roof to keep them safe.** Rahab had heard what God did to Pharaoh and believed in God. She wanted to help His people.

**The spies promised to keep Rahab and her family safe when the Israelites came into the city.** Rahab tied a bright red rope in her window so the Israelites would know which house she lived in. **The spies left Jericho.**

**Now the Israelites traveled toward the Jordan River, which separated them from the promised land.** They camped next to the wide, deep river. God gave instructions to Joshua and the other leaders. God was going to help the Israelites cross the river.


**The people got ready to cross. The priests carried the ark of the covenant to the edge of the water.** Joshua said, "God is with us. He will defeat our enemies." **Then the priests stepped into the water, and the river stopped. All the people crossed the Jordan on dry ground.**

**Joshua told the people to take 12 stones from the river to set up as a reminder that God stopped the water and helped them cross the river.** When the Israelites were all on the other side, the water started to flow again.

Next, God told Joshua, “March around the city one time each day for six days. On the seventh day, march around the city seven times, and the priests should blow the trumpets. Then all the people should shout, and the walls of Jericho will fall down. The Israelites can then go into the city and conquer it.”

**Joshua did what God said.** Every day for six days, the Israelites marched around the city. **On the seventh day, they marched around the city seven times.** Then Joshua said, “Shout, for the Lord has given you the city!” So **the people shouted, and the wall fell down. The Israelites went into the city and captured it.** They destroyed everything in the city, **but Rahab and her family were safe.**

*Christ Connection: God fought for His people and led them into the promised land. Just as the Lord defeated Jericho for the Israelites, Jesus defeats His enemies and leads believers into the promised land of eternity.*



**WANT TO  
DISCOVER  
GOD'S WORD?  
GET  
ADVENTURE!**

Invite kids to check out this week's devotionals to discover that Rahab had heard what God had done for His people in Egypt. She told the spies: "The Lord your God is God in heaven above and on earth below" (Josh. 2:11). Order in bulk, subscribe quarterly, or purchase individually. For more information, check out [www.lifeway.com/devotionals](http://www.lifeway.com/devotionals).



# Small Group OPENING

**SESSION TITLE:** The Promised Land and Jericho

**BIBLE PASSAGE:** Joshua 2–4; 6

**MAIN POINT:** God fought for His people and led them into the promised land.

**KEY PASSAGE:** Joshua 1:9

**BIG PICTURE QUESTION:** Whom can we trust? We can trust God to take care of us.

---

## Welcome time

Greet each kid as he or she arrives. Use this time to collect the offering, fill out attendance sheets, and help new kids connect to your group. As kids arrive, ask them to think about the most amazing or most exciting thing they have ever done. Allow each child who wants to share to briefly tell her story.

**SAY** • Those were definitely some amazing things you did. Today we are going to learn about a time that the Israelites obeyed God's instructions and experienced something amazing.

## Activity page (5 minutes)

Invite kids to complete the "Wall of Jericho Word Search" on the activity page.

**SAY** • Our activity page has important words on it from today's Bible story. Listen for these words during the story to find out how they fit in God's plan for the Israelites.

- "Wall of Jericho Word Search" activity page,
- 1 per kid
- pencils or markers

## Session starter (10 minutes)

### OPTION 1: Spy game

Guide the kids to sit in a circle facing inward, but they will hold their hands open behind their backs. Explain you will walk around the circle while their eyes are closed. You will place an object in one kid's hand. You will tap the shoulder of another kid to indicate he is the spy.

Instruct everyone to open their eyes. The spy will come to the center of the circle and guess who has the object. Repeat with other children as times allows.

**SAY** • Two spies in our Bible story today had a very important job. Forty years earlier, the spies who first went into the promised land didn't trust God, but these spies knew God was with them. Listen to today's story to find out what they did.

### OPTION 2: Make trumpets

Provide clean paper towel tubes and art supplies for the kids to make trumpets. Encourage kids to be creative.

**SAY** • Each of your trumpets is different and unique, just like you. God has a plan for each of you that is different and unique. Sometimes God's plan surprises us, as it surprised the Israelites in today's story. Listen for how God used trumpets in an unusual way as part of His plan.



• small, palm-sized item

- clean paper towel tubes
- crayons, colored pencils, or markers
- stickers
- adhesive jewels
- colorful masking tape

## Transition to large group

# Large Group LEADER

**SESSION TITLE:** The Promised Land and Jericho

**BIBLE PASSAGE:** Joshua 2–4; 6

**MAIN POINT:** God fought for His people and led them into the promised land.

**KEY PASSAGE:** Joshua 1:9

**BIG PICTURE QUESTION:** Whom can we trust? We can trust God to take care of us.

---

## Countdown

• countdown video

Show the countdown video as your kids arrive, and set it to end as large group time begins.

## Introduce the session (3 minutes)

• leader attire

• box

• stuffed fox or image  
of a fox

*[Large Group Leader enters, carrying a box with a stuffed fox or a picture of a fox inside.]*

**LEADER** • Hello friends! Welcome back to the petting zoo! I have a new animal in my box to tell you about today. If I give you some clues, do you think you can guess what it is? It's kind of tricky.

1. It's a small mammal with a pointed nose and ears and a bushy tail.
2. It is known for hunting.
3. The tip of the animal's tail is always white, but the tips of its ears and feet are always black.
4. It is known for being crafty and sly.

Do you know what it is? *[Invite kids to guess.]* It's a fox! Great job guessing. *[Take out the stuffed animal or picture to show the children.]* I love how God gives different traits or characteristics to each of His creations. We can learn a lot from a fox.

## Giant timeline (1 minute)

**LEADER** • Speaking of learning, let's see how much you've learned from our past two weeks. Let's look at our timeline. [*Point to the "Joshua and Caleb" story on the timeline.*] Joshua and Caleb trusted God to give them the promised land, but **the Israelites did not trust God to give them the promised land.** God punished them by making them wander in the wilderness for 40 years.

• Giant Timeline

Last week we learned that while the Israelites were in the wilderness, they complained about God. [*Point to "The Bronze Snake" story.*] God sent snakes to bite them, but **God told His people to look at the bronze snake to be healed.**

In today's Bible story, the Israelites were back at the promised land. The first city that they would go to was Jericho, so Joshua sent two spies there to check it out.

## Big picture question (1 minute)

**LEADER** • It had been 40 years, and all of the people who had not trusted God to give them the promised land had died. Now it was time for Joshua, Caleb, and the new generation of Israelites to enter the promised land. Do you think they remembered to trust God? Let's say our big picture question and answer. ***Whom can we trust? We can trust God to take care of us.***

• Bibles  
• "The Promised Land and Jericho" video  
• Big Picture Question Poster  
• Bible Story Picture Poster  
• Main Point Poster

## Tell the Bible story (10 minutes)

Open your Bible to Joshua 2–4; 6. Tell the Bible story in your own words, or show the Bible story video "The Promised Land and Jericho."

**LEADER** • What an exciting story! Spies, miracles, and victory in battle! It's amazing what happens when people trust in God and His plan for us. What a big difference from last week's Bible story when the people did not trust God!

Earlier we learned about a fox. Who in our story was as clever as a fox? Rahab! Rahab hid the spies on her roof. She told the king's soldiers the men had left the city before the gates were closed, and the soldiers hurried to catch them. What did Rahab tell the spies? [*Invite kids to answer.*] Rahab's people had heard about all the things God had done for His people since they left Egypt. Rahab knew God was going to give His people the land. She wanted to follow God!

We heard about two miracles in today's story. A *miracle* is something that only God can do. What miracles did God perform for His people? [*Invite kids to answer.*] God showed everyone that He is powerful. The Israelites only had to trust God.

**God fought for His people and led them into the promised land.** Just as the Lord defeated Jericho for the Israelites, Jesus defeats His enemies and leads believers into the promised land of eternity.

Ask the following review questions:

1. How many spies did Joshua send to Jericho? (*two, Josh. 2:1*)
2. Who hid the spies on her roof? (*Rahab, Josh. 2:6*)
3. Who went into the Jordan River first? (*the priests carrying the ark, Josh. 3:14*)
4. How many remembrance stones did the people set up? (*12 stones, Josh. 4:2-3*)

5. Who fought the battle of Jericho? (**God fought for His people and led them into the promised land.**)

## **The Gospel: God's Plan for Me (optional)**

Use Scripture and the guide provided with this session to explain to boys and girls how to become a Christian. Assign individuals to meet with kids who have more questions.

Encourage boys and girls to ask their parents, small group leaders, or other Christian adults any questions they may have about becoming a Christian.

*Tip: Provide I'm a Christian Now for new Christians to take home and complete with their families.*

## **Key passage (5 minutes)**

Show the key passage poster. Lead the boys and girls to read together Joshua 1:9.

**LEADER** • God said these words to Joshua at the beginning of our story today. After Moses died, Joshua became the new leader of the Israelites. He had a big job ahead of him. God encouraged Joshua by saying that He would be with him wherever he went. When we trust in Jesus, we receive the Holy Spirit who will never leave us.

Invite the kids to say the key passage together, slowly bending their legs as if they are the wall of Jericho that was falling down. Say the key passage again, this time with kids slowly standing. Sing the key passage song.

- Key Passage Slide or Poster
- "Wherever You Go" song

## **Discussion starter video (4 minutes)**

**LEADER** • Can you think of a reason why someone would want to do something alone instead of with help?

Think about that as you watch this video.

Show the "Unit 7, Session 3" discussion starter video.

**LEADER** • Should Nell have accepted help? Why didn't she

- "Unit 7, Session 3" discussion starter video

want anyone to help her? [*Encourage responses.*]  
Invite kids to discuss why they think God had the Israelites conquer Jericho in such an unusual way.

Point out that by obeying God, the Israelites had to trust Him for the victory—especially because they did not understand how marching around the walls would help them take over the city. It forced them to trust only in God.

**LEADER** • Do you think it was hard for the Israelites to trust God as they went into the promised land? If God's people had tried to fight their enemies on their own, they would have failed. They needed to trust God to give them the land instead of trusting in themselves.

***Whom can we trust? We can trust God to take care of us.*** How can we trust God this week?

### **Sing (4 minutes)**

• “Mighty Fortress (Our God Is Faithful)” song

**LEADER** • Isn't it great knowing that God takes care of us? It makes me want to sing! Let's sing together!  
Sing together “Mighty Fortress (Our God Is Faithful).”

### **Pray (2 minutes)**

Invite kids to pray before dismissing to small groups.

**LEADER** • When we trust God, we allow Him to work in our lives in amazing ways. We may not always understand God's plan, but He will always be with us. Let's pray.

Dear God, thank You for keeping Your promise to bring Your people into the promised land. Thank You for fighting the battle for Your people. Help us to trust You. Amen.

### **Dismiss to small groups**

## The Gospel: God's Plan for Me

Ask kids if they have ever heard the word *gospel*. Clarify that the word *gospel* means “good news.” It is the message about Christ, the kingdom of God, and salvation. Use the following guide to share the gospel with kids.



**God rules.** Explain to kids that the Bible tells us God created everything, and He is in charge of everything. Invite a volunteer to read Genesis 1:1 from the Bible. Read Revelation 4:11 or Colossians 1:16-17 aloud and explain what these verses mean.



**We sinned.** Tell kids that since the time of Adam and Eve, everyone has chosen to disobey God. (Romans 3:23) The Bible calls this sin. Because God is holy, God cannot be around sin. Sin separates us from God and deserves God's punishment of death. (Romans 6:23)



**God provided.** Choose a child to read John 3:16 aloud. Say that God sent His Son, Jesus, the perfect solution to our sin problem, to rescue us from the punishment we deserve. It's something we, as sinners, could never earn on our own. Jesus alone saves us. Read and explain Ephesians 2:8-9.



**Jesus gives.** Share with kids that Jesus lived a perfect life, died on the cross for our sins, and rose again. Because Jesus gave up His life for us, we can be welcomed into God's family for eternity. This is the best gift ever! Read Romans 5:8; 2 Corinthians 5:21; or 1 Peter 3:19.



**We respond.** Tell kids that they can respond to Jesus. Read Romans 10:9-10,13. Review these aspects of our response: Believe in your heart that Jesus alone saves you through what He's already done on the cross. Repent, turning from self and sin to Jesus. Tell God and others that your faith is in Jesus.

Offer to talk with any child who is interested in responding to Jesus.



# Small Group LEADER

**SESSION TITLE:** The Promised Land and Jericho

**BIBLE PASSAGE:** Joshua 2–4; 6

**MAIN POINT:** God fought for His people and led them into the promised land.

**KEY PASSAGE:** Joshua 1:9

**BIG PICTURE QUESTION:** Whom can we trust? We can trust God to take care of us.

---

## Key passage activity (5 minutes)

- Key Passage Poster
- cardboard brick or wooden block

Invite the kids to sit in a large circle. Give a brick to one child and instruct kids to slowly pass the brick around the circle. Each child who receives the brick should say a word of the key passage in the correct order. When kids finish, play again. On the second round, call out “change directions” every once in awhile for kids to switch the direction in which the brick travels.

**SAY** • The city of Jericho was heavily fortified, with a big wall around it. The people of Jericho thought their wall would keep them safe. They put their trust in the wall. But just as He had promised, **God fought for His people and led them into the promised land.** God always keeps His promises, and He promised to be with Joshua. God also promises to always be with us when we trust in Jesus.

## Bible story review & Bible skills (10 minutes)

- Bibles, 1 per kid
- Main Point Poster
- 12 gray foam stones

Before class, cut 12 pieces of gray foam board to resemble 12 rocks. Open your Bible to Joshua 2–4; 6. Briefly review the Bible story. As kids correctly answer the review questions, they will stack the rocks to make a memorial,

like the Israelites made after God led them across the Jordan River.

Ask the following questions:

1. How many spies did Joshua send out? (*two, Josh. 2:1*)
2. Who hid the spies? (*Rahab, Josh. 2:1*)
3. Where did Rahab hide the spies? (*on her roof, Josh. 2:6*)
4. How did the spies escape? (*Rahab let them down the city wall by a rope in her window, Josh. 2:15*)
5. What did the spies promise Rahab? (*Anyone who was in her house would be safe if she kept a red cord in her window, Josh. 2:18*)
6. When crossing the Jordan River, who went in the water first? (*the priests, Josh. 3:14*)
7. What were they carrying? (*the ark of the covenant, Josh. 3:14*)
8. How many stones did the people gather to make a memorial? (*12 stones, Josh. 4:2-3*)
9. How many days did the Israelites march around Jericho one time? (*six, Josh. 6:14*)
10. What did they do on day 7? (*marched 7 times, blew trumpets, and then shouted; Josh. 6:15-16*)
11. What were the Israelites supposed to do with the things in the city? (*destroy everything except Rahab and her family, Josh. 6:21-22*)
12. ***Whom can we trust? We can trust God to take care of us.***

**SAY** • One way to remember important things is to build a memorial for it. Joshua encouraged the people to build a memorial so that their children and grandchildren could remember what God had done.

We need to remember that just as the Lord

Option: Retell or review the Bible story using the bolded text of the Bible story script.

defeated Jericho for the Israelites, Jesus defeats His enemies and leads believers into the promised land of eternity.



## Activity choice (10 minutes)

### OPTION 1: Silly class march

**SAY** • The people of Jericho knew that the Israelites were coming to take their city. They trusted that their wall would protect them. The Israelites must have looked pretty silly marching silently around the city every day. How do you think the Israelites felt? Let's march our own silly class march.

Lead the children in a normal military style march around the room. If possible, march outside or through a hallway that doesn't cause distraction to other classes. Frequently change the style of marching to include fun and silly motions, such as waving your hands in the air, skipping, marching backward, singing, frog-jumping, and so forth. Kids may also suggest other fun ways to march.

**SAY** • Even though the marching didn't make sense, the Israelites trusted in God's plan. No city in history had been defeated by marching and blowing trumpets, but the Israelites still obeyed God. **God fought for His people and led them into the promised land.**

### OPTION 2: Braid remembrance bracelets

Provide six strands of ribbon, leather cord, or yarn to each kid. Demonstrate how to tie three of the strands together at one end in a knot. Tape the knot to the table or floor so it stays in place. Teach the children how to braid the three strands together and knot the other end. Help kids loop the

- 18-inch ribbon, leather cord, or yarn, 6 per kid
- tape
- markers

braided rope ends together to make a bracelet. Guide kids to make a second bracelet.

**SAY** • Rahab had heard about what God had done for His people, and she believed God was going to fight for His people and give them the promised land. When the spies left her house, she hung a red rope out her window so the spies would rescue her and her family as they had promised. ***Whom can we trust? We can trust God to take care of us.*** Think of someone who needs to trust in Jesus. Give them a bracelet and tell them about how Rahab trusted in God.

## Journal and prayer (5 minutes)

Distribute each child's journal and instruct the kids to write about or draw a time when they knew God was with them or when God provided for them.

**SAY** • ***Whom can we trust? We can trust God to take care of us.*** We may not always understand why God asks us to do, or not do, certain things, but we can trust that His plan is perfect. God loves us enough to send His Son, Jesus, to die on the cross to rescue us from sin, so we can always trust God's plan for our lives.

Make sure each child secures this week's sheet in the journal, and then collect them. Keep the journals in the classroom so they will be available every week or as often as you wish to use them.

If time remains, take prayer requests or allow kids to complete the coloring page provided with this session. Pray, thanking God for fighting for His people at Jericho. Thank God for providing Jesus to defeat His enemies and forgive the sin of those who trust in Him.

- pencils
- Journal Page
- Bible Story Coloring Page, 1 per kid
- crayons or markers

Tip: Give parents this week's *Big Picture Cards for Families* to allow families to interact with the biblical content at home.



# Journal Page

## God the Savior

**Key Passage:** Joshua 1:9

**Big Picture Questions:** Whom can we trust? We can trust God to take care of us.

**Session 1:** Joshua and Caleb

*Numbers 13:1–14:38*

The Israelites did not trust God to give them the promised land.

**Session 2:** The Bronze Snake

*Numbers 20:1-20; 21:4-9*

God told His people to look at the bronze snake to be healed.

**Session 3:** The Promised Land and Jericho

*Joshua 2–4; 6*

God fought for His people and led them into the promised land.

**Session 4:** Achan's Sin and the Defeat of Ai

*Joshua 7–8*

God punished Achan for his sin. Then God fought for His people at Ai.

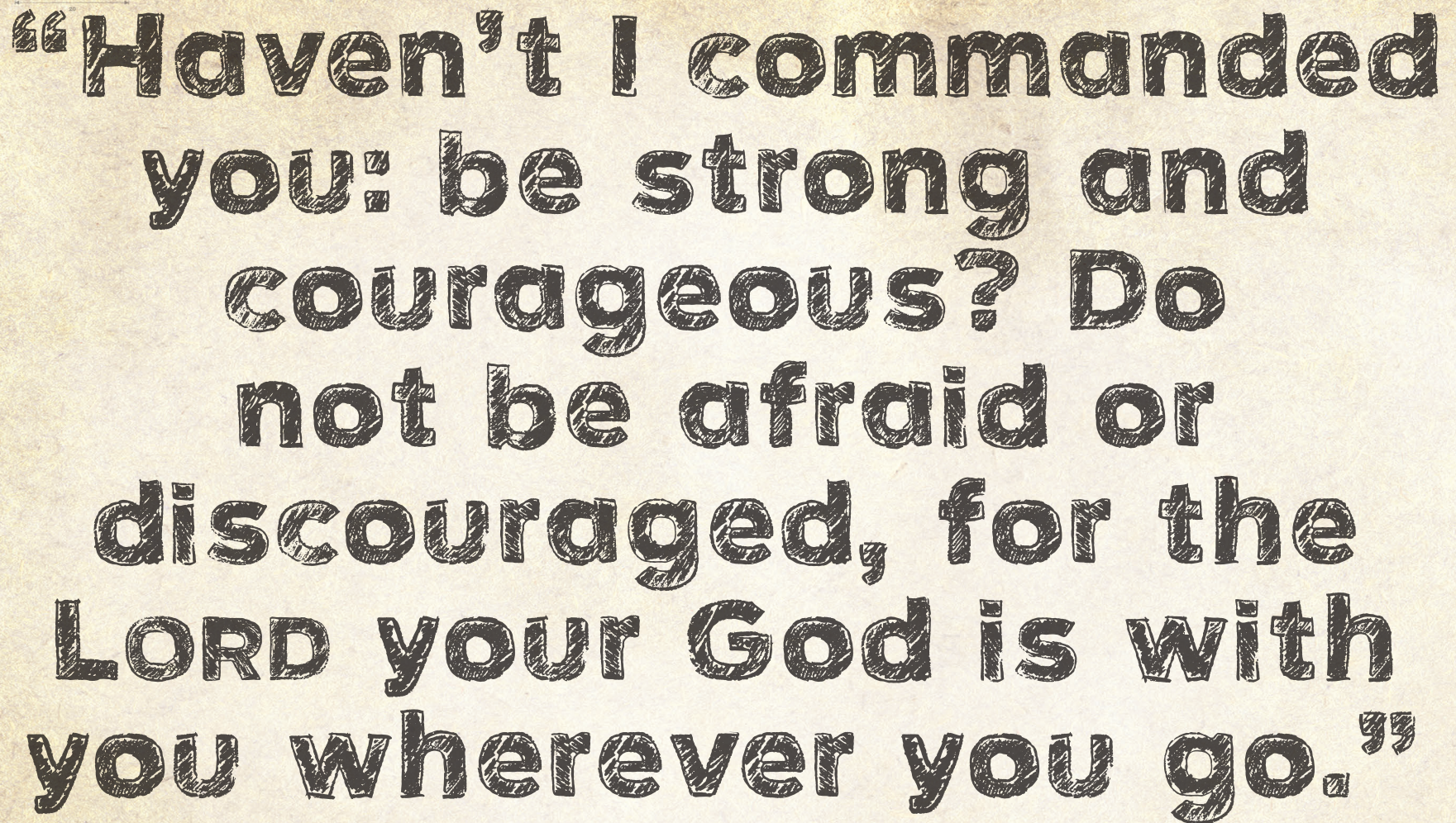
**Session 5:** Joshua's Final Encouragement

*Joshua 23:1–24:28*


Joshua encouraged the people to worship God alone.









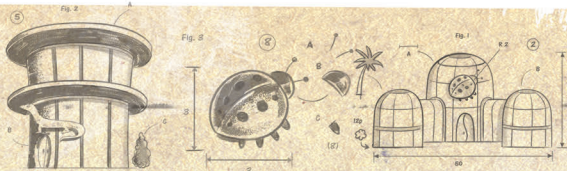
A technical drawing of a fortification, likely a city wall or a large building, with various parts labeled with letters and numbers. It includes a tower on the left, a central structure, and a smaller building on the right. The drawing is in a simple, schematic style.

**“Have not I commanded thee? Be strong and of good courage; be not afraid, neither be thou dismayed: for the LORD thy God is with thee whithersoever thou goest.”**

Joshua 1:9





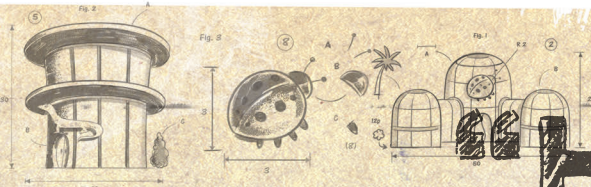


**“Have I not commanded you? Be strong and courageous. Do not be frightened, and do not be dismayed, for the LORD your God is with you wherever you go.”**

Joshua 1:9







**“Have I not  
commanded you? Be  
strong and courageous.  
Do not be afraid; do  
not be discouraged, for  
the LORD your God will  
be with you wherever  
you go.”**

**Joshua 1:9**





**God fought  
for His people  
and led them  
into the  
promised  
land.**









# Wall of Jericho Word Search

**INSTRUCTIONS:** Find the hidden words from the word bank on the wall of Jericho.

DOWNLOAD THE  
TGP FAMILY APP

**KEY PASSAGE:** Joshua 1:9

**BIG PICTURE QUESTION:**

- Whom can we trust? We can trust God to take care of us.

**BIBLE STORY: THE PROMISED LAND AND JERICO**

- Joshua sent two spies into Jericho where they were protected by Rahab.
- The spies promised to protect Rahab and her family.
- The Israelites crossed the Jordan on dry ground.
- The Israelites marched around Jericho and the walls fell down.

**FAMILY DISCUSSION STARTERS:**

- How can we see God's power and glory around us?
- What do you think it would have been like to march around Jericho in the Israelite army?

**FAMILY ACTIVITY:**

- Make a "city wall" with pillows or boxes, march around it, and knock it down. Talk about how God knocked down Jericho's walls.
- Go further: Invite another family to walk laps around a track with you to exercise and build relationships.

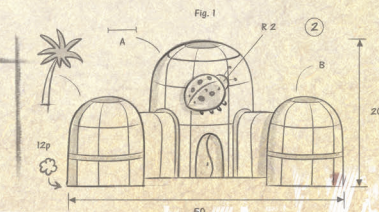
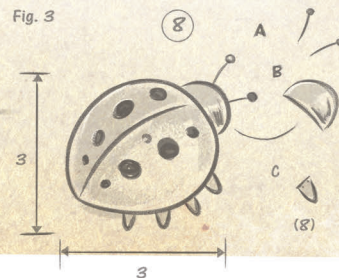
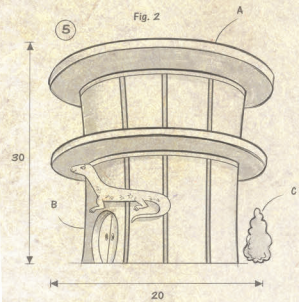
Younger Kids Activity Pages  
Unit 7, Session 3







# Whom can we trust?





# Whom can we trust?

## We can trust God to take care of us.

