

## Ruth and Boaz

**BIBLE PASSAGE:** Ruth 1–4

**MAIN POINT:** God provided a redeemer for Ruth.

**KEY PASSAGE:** Isaiah 33:22

**BIG PICTURE QUESTION:** How does God accomplish His plan? God uses people for His glory and our good.


**SMALL GROUP OPENING**  
(10–15 MINUTES)  
**PAGE 190**



**LARGE GROUP BIBLE STUDY**  
(25–30 MINUTES)  
**PAGE 192**



**SMALL GROUP ACTIVITIES**  
(25–30 MINUTES)  
**PAGE 198**



## Leader BIBLE STUDY

Only two books in the Old Testament bear the name of a woman: Ruth and Esther. Ruth's story occurs at the time when judges ruled over Israel. God's people were characterized by rebellion and immorality. At a time when the Israelites desperately needed a king to lead them back to God, Ruth's story of faithfulness points us to Jesus Christ, a coming Redeemer who will make all wrong things right again.

Ruth was the daughter-in-law of Naomi, a woman from Bethlehem who settled in Moab with her husband and two sons to escape a famine. Naomi's husband died, and her two

sons married Moabite women, Orpah and Ruth. They lived in Moab for 10 years; then Naomi's sons died.

Naomi heard that the Lord had provided food for His people during the famine, so she decided to go back to Judah. Naomi encouraged Orpah and Ruth to return to their families. Orpah returned home, but Ruth clung to Naomi. Ruth said, "Wherever you go, I will go, and wherever you live, I will live; your people will be my people, and your God will be my God" (Ruth 1:16). So Naomi and Ruth traveled back to Bethlehem together.

Naomi permitted Ruth to gather fallen grain in a field. The owner of the field was Boaz, a relative of Naomi's late husband and a family redeemer. Boaz noticed Ruth and told her she could safely gather grain in his field. At Naomi's urging, Ruth sought to be redeemed by Boaz. Boaz bought back the land Naomi and Ruth had lost when their husbands died, and he married Ruth. They had a son named Obed, whose grandson would be King David.

God gave Ruth—a foreigner—a special place in the lineage of Jesus Christ. As you teach kids today, introduce them to Jesus, our Redeemer. He bought for us salvation, paying the price with His very own blood.

5



**MINISTRY GRID**  
training made simple

Additional resources for each session are available at [gospelproject.com](http://gospelproject.com). For free training and session-by-session help, visit [www.ministrygrid.com/web/thegospelproject](http://www.ministrygrid.com/web/thegospelproject).

## Ruth and Boaz

*Ruth 1–4*

**Naomi lived in Bethlehem in Judah with her husband and their two sons.** At that time, the people of Israel were ruled by judges like Gideon, Samson, and Deborah. **There was a famine in the land, so** it was difficult to find enough food to survive. **Naomi and her husband decided to go to Moab.**

**While they were in Moab, Naomi’s husband died. Naomi’s sons married women from Moab, Orpah and Ruth. They lived in Moab for 10 years, and then Naomi’s sons died.** Naomi, Orpah, and Ruth were all alone. **The famine was over, so Naomi decided to go home.**

The women were very sad to leave each other. **Orpah returned home, but Ruth clung to Naomi. “Wherever you go, I will go, and wherever you live, I will live; your people will be my people, and your God will be my God,”** Ruth said. So Naomi and Ruth returned to Bethlehem together.

**Naomi gave Ruth permission to go into the fields and gather fallen grain. She happened to go to the field of Boaz, a good man from the family of Naomi’s late husband.** Boaz saw Ruth in his field. He had heard how kind Ruth was to Naomi, so **Boaz told Ruth to stay in his field where she would be safe. Boaz made sure Ruth had enough food.**

**Ruth gathered plenty of grain in the field. She returned to Naomi and told her about Boaz. “Boaz is one of our family redeemers,”** Naomi replied. **A family redeemer was someone who would help his close relatives if they were in trouble. Naomi knew Boaz would take care of**

## **Ruth, so she encouraged Ruth to stay in his fields.**

Naomi wanted to make sure Ruth had a husband to care for her, so she gave Ruth special instructions. Ruth put on her best clothes and laid down near Boaz's feet. In this way, Ruth showed Boaz that she hoped he would marry her. Boaz was surprised to find Ruth at his feet. "You are a family redeemer," Ruth said.

**Boaz promised to redeem Ruth, which meant he would buy back the land that Naomi sold after her husband died, and he would marry Ruth.** He gave Ruth grain and sent her home.

**Boaz bought back the land that had belonged to Naomi's family, and he married Ruth. Ruth and Boaz had a son named Obed.** Naomi took care of Obed. When Obed grew up, he was the father of Jesse, who was the father of King David.

*Christ Connection: Boaz was a family redeemer. That means he would help his close relatives who were in trouble. Boaz cared for Ruth and Naomi because their husbands had died. In a similar way, Jesus is our Redeemer. We need help because we sin. Jesus bought our salvation for us by taking our punishment when He died on the cross.*



**WANT TO  
DISCOVER  
GOD'S WORD?  
GET  
ADVENTURE!**

Invite kids to check out this week's devotionals to discover that Boaz redeemed Ruth—he paid a price to rescue her. Paul reminds Christians that we were also bought at a price so we must glorify God. (See 1 Cor. 6:20.) Order in bulk, subscribe quarterly, or purchase individually. For more information, check out [www.lifeway.com/devotionals](http://www.lifeway.com/devotionals).

# Small Group OPENING

**SESSION TITLE:** Ruth and Boaz

**BIBLE PASSAGE:** Ruth 1–4

**MAIN POINT:** God provided a redeemer for Ruth.

**KEY PASSAGE:** Isaiah 33:22

**BIG PICTURE QUESTION:** How does God accomplish His plan? God uses people for His glory and our good.

---

## Welcome time

Greet each kid as he or she arrives. Use this time to collect the offering, fill out attendance sheets, and help new kids connect to your group. As kids arrive, ask if they've ever had to move to a different city, state, or region of the country. What was it like to move away from your friends and family? Did people in your new city say or do things differently than where you moved from?

**SAY** • Today's Bible story is about a woman named Ruth.

Ruth was not an Israelite, but she moved to the land of Israel with her mother-in-law, Naomi. We'll learn more about Ruth in just a moment.

## Activity page (5 minutes)

Invite kids to complete "How Much?" on the activity page.

**SAY** • Have you ever heard the saying "There's no free lunch?" That means that everything costs something. Someone has to pay for it, even if it isn't you. Today we are going to learn about a time when a man named Boaz bought something for a woman named Ruth.

- "How Much?" activity page, 1 per kid
- pencils or markers

## Session starter (10 minutes)

**OPTION 1:** I'm going on a journey ...

Invite kids to sit with you in a circle. Begin a simple pat-pat, clap-clap rhythm as you say "I'm going on a journey and I'm going to take an [*a food that begins with an A*]."

The kid to your right will say, "I'm going on a journey, and I'm going to take a [*food that begins with B*]." Continue moving clockwise around the circle as you go through the alphabet. Encourage creativity for difficult letters. If a kid gets stumped, invite another kid to offer a suggestion.

**SAY** • Ruth and her mother-in-law, Naomi, were widows.

Their husbands had died, and they did not have any sons. In Bible times, women needed husbands and sons to take care of them and provide their food. In our Bible story, we will find out how God provided for Naomi and Ruth.

**OPTION 2:** Redeem your ticket

Set up a "prize" counter before class, displaying the candies or other prizes kids can purchase with tickets. Assign the number of tickets needed to purchase the prizes accordingly.

Give each kid two tickets to start. Kids can also perform actions such as reciting the key passage, reciting previous Bible story main points, or another task to earn additional tickets. Kids may also pool together their tickets to share a prize if they choose. Ensure each kid gets a prize.

**SAY** • Each of you redeemed your tickets to receive a prize.

Our Bible story is about how **God provided a redeemer for Ruth.**



- various individually wrapped candies or small prizes
- raffle tickets

## Transition to large group

# Large Group LEADER

**SESSION TITLE:** Ruth and Boaz

**BIBLE PASSAGE:** Ruth 1–4

**MAIN POINT:** God provided a redeemer for Ruth.

**KEY PASSAGE:** Isaiah 33:22

**BIG PICTURE QUESTION:** How does God accomplish His plan? God uses people for His glory and our good.

---

## Countdown

• countdown video

Show the countdown video as your kids arrive, and set it to end as large group time begins.

## Introduce the session (3 minutes)

• leader attire

• notepad

• pen

• index card “coupons”

*[Large Group Leader enters dressed in a polo shirt and slacks with an apron and a name tag. Leader is also carrying a notepad and pen to take orders. Before class, make 20 percent off coupons out of index cards and markers. Give one to each kid as he or she enters the large group area.]*

**LEADER** • Hey, everyone! I’m so glad you’ve returned to our diner. My manager is trying a new promotional idea. As you came into the diner, you should have received a coupon for 20 percent off your purchase today. Make sure your server—that’s me!—collects the coupon when you pay your check so you can redeem the coupons.

Hmm. You know, I’ve heard the word *redeem* before, but I’ve never really thought about what it means. Do you know? *[Invite kids to explain redeem in their own words.]* Oh, I see! These coupons are worth 20 percent off a meal, so when you redeem them, it’s almost like someone else is paying that

20 percent of the ticket for you! Well, I can say I learned something new today!

## Giant timeline (1 minute)

**LEADER** • Speaking of learning something, over the last few weeks, we've learned four Bible stories about the judges. I need four volunteers to raise their hands and tell me something they remember from each of the Bible stories.

• Giant Timeline

Choose four volunteers to each give an account of one Bible story. Point to the Bible story pictures on the timeline to help kids remember.

**LEADER** • Great job! Today we are going to learn about two women, Naomi and Ruth, who lived during the time of the judges. They weren't judges, but they needed help, and God used a man named Boaz to help them.

## Big picture question (1 minute)

**LEADER** • That reminds me of our big picture question and answer. I have a fun way of reciting it today. When I point to you, I want you to stand up and say the first word. Then you will point to a friend, and your friend will stand up to say the next word. We will keep going until the question and answer is complete. After you've said the word, keep standing because when we are all done, you'll say it together!

Invite kids to popcorn the big picture question and answer, ***How does God accomplish His plan? God uses people for His glory and our good.*** Repeat as time allows to ensure that every kid participates.



- Bibles
- “Ruth and Boaz” video
- Big Picture Question Poster
- Bible Story Picture Poster
- Main Point Poster

## Tell the Bible story (10 minutes)

Open your Bible to Ruth 1–4. Tell the Bible story in your own words, or show the Bible story video “Ruth and Boaz.” For a shorter version of the Bible story, read only the bolded text of the Bible story script.

**LEADER** • Wow, what a great love story! At the beginning of the story, Naomi lost her husband and her sons in Moab. She wanted to go back to Bethlehem, but she knew she could not provide a home or food for her daughters-in-law. She told them to go back home to their families so they could find new husbands and have children of their own.

Ruth, who was from Moab, did not want to leave Naomi. Ruth said she would go wherever Naomi went, and Ruth would even give up the false gods that her people worshiped to worship Naomi’s one true God. The Moabites and the Israelites were not friends, but Ruth willingly left her own people to go with Naomi to Israel.

Ask the following review questions:

1. What did Ruth tell Naomi when Naomi told her to go back to her own family? (*Wherever you go I will go, ... your God will be my God; Ruth 1:16-17*)
2. To what town did Naomi and Ruth return? (*Bethlehem, Ruth 1:19*)
3. To whose field did God lead Ruth? (*Boaz’s, Ruth 2:3*)
4. How did God use Boaz? (**God provided a redeemer for Ruth** *through Boaz, Ruth 4:9-10*)
5. Who was Boaz and Ruth’s great-grandson? (*David, Ruth 4:22*)
6. ***How does God accomplish His plan? God uses people for His glory and our good.***

**LEADER** • **God provided a redeemer for Ruth** through Boaz. Boaz was a family redeemer. That means he would help his close relatives who were in trouble. Boaz cared for Ruth and Naomi because their husbands had died. In a similar way, Jesus is our Redeemer. We need help because we sin. Jesus bought our salvation for us by taking our punishment when He died on the cross.

## **The Gospel: God’s Plan for Me (optional)**

Use Scripture and the guide provided with this session to explain to boys and girls how to become a Christian. Assign individuals to meet with kids who have more questions. Encourage boys and girls to ask their parents, small group leaders, or other Christian adults any questions they may have about becoming a Christian.

*Tip: Provide *I’m a Christian Now* for new Christians to take home and complete with their families.*

## **Key passage (5 minutes)**

Show the key passage poster. Lead the boys and girls to read together Isaiah 33:22.

**LEADER** • Isn’t it amazing how God worked out His plan to take care of Ruth and Naomi? God showed that He will save those who trust in Him. That reminds me of our key passage!

Invite the kids to say the key passage in Naomi’s voice (an old woman’s voice), Ruth’s voice (a young woman’s voice), and Boaz’s voice (a man’s voice). Sing the key passage song.

- Key Passage Slide or Poster
- “He Will Save Us” song

## **Discussion starter video (4 minutes)**

**LEADER** • Has anyone ever stepped in to get something for you that you could not get for yourself? Watch this. Show the “Unit 9, Session 5” discussion starter video.

- “Unit 9, Session 5” discussion starter video

**LEADER** • How do you think it must have felt to get what was wanted back? Do you think it felt even better because someone else cared enough to help to get it back? [*Invite responses.*]

Naomi and Ruth struggled to support themselves. They needed someone to protect them and take care of them. Boaz agreed to redeem Ruth and to support the whole family.

Invite kids to discuss the importance of having a protector and provider. Ask them to name people in their lives who protect them and provide for them.

**LEADER** • *How does God accomplish His plan? God uses people for His glory and our good.* Here's the really great part though! Our ultimate protector and provider is Jesus. He is the One who stepped in and redeems us when we trust in Him. Through Jesus, we are protected from death and we are provided life with God forever!

### **Sing (4 minutes)**

• "All for Your Glory" song

**LEADER** • That thought just makes me want to sing! Sing together "All for Your Glory."

### **Pray (2 minutes)**

Invite kids to pray before dismissing to small groups.

**LEADER** • Dear God, thank You for reminding us You are always ready to help those who call out to You for help. Thank You for sending Your Son, Jesus, to redeem us and rescue us from our sin. Help us to tell others Jesus' great love story! Amen.

### **Dismiss to small groups**

## The Gospel: God's Plan for Me

Ask kids if they have ever heard the word *gospel*. Clarify that the word *gospel* means “good news.” It is the message about Christ, the kingdom of God, and salvation. Use the following guide to share the gospel with kids.



**God rules.** Explain to kids that the Bible tells us God created everything, and He is in charge of everything. Invite a volunteer to read Genesis 1:1 from the Bible. Read Revelation 4:11 or Colossians 1:16-17 aloud and explain what these verses mean.



**We sinned.** Tell kids that since the time of Adam and Eve, everyone has chosen to disobey God. (Romans 3:23) The Bible calls this sin. Because God is holy, God cannot be around sin. Sin separates us from God and deserves God's punishment of death. (Romans 6:23)



**God provided.** Choose a child to read John 3:16 aloud. Say that God sent His Son, Jesus, the perfect solution to our sin problem, to rescue us from the punishment we deserve. It's something we, as sinners, could never earn on our own. Jesus alone saves us. Read and explain Ephesians 2:8-9.



**Jesus gives.** Share with kids that Jesus lived a perfect life, died on the cross for our sins, and rose again. Because Jesus gave up His life for us, we can be welcomed into God's family for eternity. This is the best gift ever! Read Romans 5:8; 2 Corinthians 5:21; or 1 Peter 3:19.



**We respond.** Tell kids that they can respond to Jesus. Read Romans 10:9-10,13. Review these aspects of our response: Believe in your heart that Jesus alone saves you through what He's already done on the cross. Repent, turning from self and sin to Jesus. Tell God and others that your faith is in Jesus.

Offer to talk with any child who is interested in responding to Jesus.

# Small Group LEADER

**SESSION TITLE:** Ruth and Boaz

**BIBLE PASSAGE:** Ruth 1–4

**MAIN POINT:** God provided a redeemer for Ruth.

**KEY PASSAGE:** Isaiah 33:22

**BIG PICTURE QUESTION:** How does God accomplish His plan? God uses people for His glory and our good.

---

## Key passage activity (5 minutes)

- Key Passage Poster
- index cards
- markers
- tickets

Write each word of the key passage on an index card. Flip all the cards over so the only word visible is the Scripture reference. Invite each kid to say the key passage from memory. Provide each kid a “ticket” to redeem if he needs to flip over one of the cards to help him say the key passage correctly. If some kids already have the key passage memorized, they can give their tickets to kids who may need a little more help.

**SAY** • You redeemed your tickets to help you say our key passage. In our Bible story, **God provided a redeemer for Ruth.** God also provided His Son, Jesus, to redeem us from sin and death by dying on the cross and rising again. When we trust in Jesus, He forgives us of our sin and gives us eternal life.

## Bible story review & Bible skills (10 minutes)

- Bibles, 1 per kid
- Main Point Poster
- paper
- pencils

Open your Bibles to Ruth 1–4. Provide paper and pencils for each kid. Briefly review the Bible story and invite kids to form groups of four kids. Invite one person in each group to be the reporter for a news channel. He will interview the other kids, who will be Ruth, Boaz, and Naomi. Assign a few adult helpers to help kids think of a few who, what,

when, where, and why questions the reporter can ask. Once the kids have written down or prepared their interview, invite the groups to sit in four chairs in front of the class. You may suggest the following questions if kids have trouble:

**for Naomi:**

- When did you and your family move to Moab? (*during a famine, Ruth 1:1*)
- How long did you live in Moab before your sons died? (*10 years, Ruth 1:4-5*)
- When did you decide to return to Bethlehem? (*after both of my sons died and I heard the Lord had given His people food again, Ruth 1:6*)

**for Ruth:**

- What did your mother-in-law ask you to do? (*go back to my family, Ruth 1:8*)
- How did you respond? (*I told Naomi I would go wherever she went, and her God would be my God; Ruth 1:16-17*)
- Where did you go to find food? (*to the barley fields of a man named Boaz, Ruth 2:3*)

**for Boaz:**

- When did you first see Ruth? (*when she was working in the fields, Ruth 2:5*)
- Why did you show kindness to Ruth by giving her extra food? (*I had heard how she took care of Naomi, even though she was not an Israelite; Ruth 2:10-12*)
- What happened after you redeemed Ruth? (*We got married and had a son named Obed, Ruth 4:13*)

**SAY • God provided a redeemer for Ruth.** At the beginning of the story, Naomi and Ruth had no home and no food. At the end of the story, God had

provided everything they needed. God also provides for our greatest need: our need to be forgiven from sin. God sent His Son, Jesus, to be our Redeemer.



### Activity choice (10 minutes)

**OPTION 1:** Wherever you go, I'll go

Form a path or obstacle course using the items in your room. Guide kids to choose a partner and spread out around the room. Invite one kid to say to his partner, "Wherever you go, I'll go."

He should close his eyes as his partner leads him along the path. Invite partners to change roles and play again. Continue playing as time allows.

**SAY** • Ruth said to Naomi, "Wherever you go, I will go, and wherever you live, I will live; your people will be my people, and your God will be my God."

Even though Ruth was not an Israelite, God used Ruth to provide for Naomi. *How does God accomplish His plan? God uses people for His glory and our good.* Ruth became the mother of Obed, the father of Jesse, the grandfather of King David. God sent Jesus to earth through King David's family.

**OPTION 2:** Make gleanings baskets

Provide a paper plate for each kid. Demonstrate to kids how to carefully cut each paper plate in half and tape the halves together to make a "basket." Cut strips of construction paper and tape a strip to the basket to serve as a handle.

Invite kids to decorate their baskets. Kids may also write the main point on the front of the basket. Provide yellow chenille craft stems for kids to tape inside the basket like stalks of grain.

- paper plates, 1 per kid
- construction paper
- scissors
- tape
- markers
- yellow chenille craft stems

**SAY** • In Bible times, if a person owned a field, anything that fell to the ground or the workers didn't pick up at harvest was supposed to be left for widows or orphans to gather.

When Boaz heard that Ruth worked all day to provide for herself and Naomi, Boaz told his workers to leave extra food for Ruth. **God provided a redeemer for Ruth.** God provided His own Son, Jesus, to redeem us from sin.

### **Journal and prayer (5 minutes)**

Distribute each child's journal and instruct the kids to draw a line splitting their journal page in two. On one side, invite kids to draw a picture of Ruth and Naomi at the start of the story. On the other side, invite kids to draw Ruth and Naomi at the end of the story. Talk about God's provision and His plan to redeem us through Jesus.

**SAY** • *How does God accomplish His plan? God uses people for His glory and our good.* Ruth was not an Israelite, but she trusted in God. God used her to provide for Naomi, and God also used her to bring His Son, Jesus, into the world through David's family.

Make sure each child secures this week's sheet in the journal, and then collect them. Keep the journals in the classroom so they will be available every week or as often as you wish to use them.

If time remains, take prayer requests or allow kids to complete the coloring page provided with this session. Pray, thanking God for providing a redeemer for Ruth. Thank God for sending His Son, Jesus, to be our Redeemer.

- pencils
- Journal Page
- Bible Story Coloring Page, 1 per kid
- crayons or markers

Tip: Give parents this week's *Big Picture Cards for Families* to allow families to interact with the biblical content at home.



# Journal Page

## God Judges His People

**Key Passage:** Isaiah 33:22

**Big Picture Question:** How does God accomplish His plan? God uses people for His glory and our good.

**Session 1:** The First Judges

*Judges 3:7-31*

God's people turned from Him to worship idols.

**Session 2:** Deborah and Barak

*Judges 4-5*

God's people needed someone to rescue them from their enemies.

**Session 3:** Gideon

*Judges 6-8*

God used Gideon's weakness for His glory.

**Session 4:** Samson

*Judges 13-16*

God gave Samson power.

**Session 5:** Ruth and Boaz

*Ruth 1-4*

God provided a redeemer for Ruth.

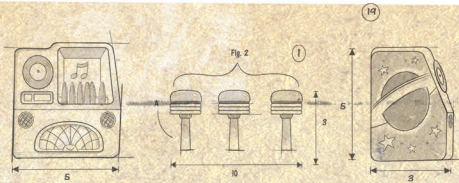
**Session 6:** Eli and Boy Samuel

*1 Samuel 1-3*

God called Samuel to share God's plan.





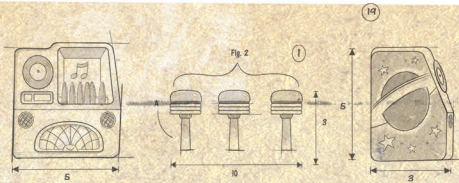


**The LORD is our  
Judge, the LORD is  
our lawgiver, the  
LORD is our King.  
He will save us.**

Isaiah 33:22





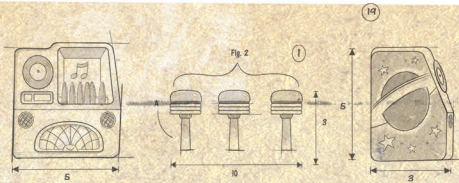


The LORD is our  
judge, the LORD is  
our lawgiver, the  
LORD is our king;  
he will save us.

Isaiah 33:22





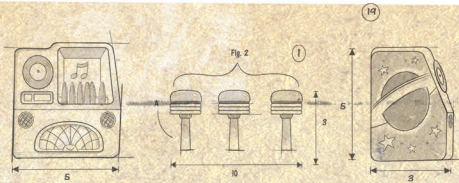


The LORD is our  
judge; the LORD is  
our lawgiver; the  
LORD is our king;  
he will save us.

Isaiah 33:22







The LORD is our  
judge, the LORD is  
our lawgiver, the  
LORD is our king; it is  
he who will save us.

Isaiah 33:22





God provided  
a redeemer for  
Ruth.









# How Much?

DOWNLOAD THE  
TGP FAMILY APP

**INSTRUCTIONS:** Match each item with how much you think it is worth at the bottom of the page.



**KEY PASSAGE:** Isaiah 33:22

**BIG PICTURE QUESTION:**

- How does God accomplish His plan? God uses people for His glory and our good.

**BIBLE STORY:**

**RUTH AND BOAZ**

- When their husbands died, Ruth followed her mother-in-law Naomi from Moab to Bethlehem.
- Boaz was a family redeemer for Ruth and married her.
- Boaz and Ruth were ancestors of King David and Jesus.

**FAMILY DISCUSSION STARTERS:**

- How do you think it felt for Ruth to be redeemed? How should we feel being redeemed by Jesus?
- How has God provided for our family? How can we be more grateful for what He has given us?

**FAMILY ACTIVITY:**

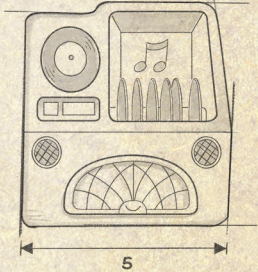
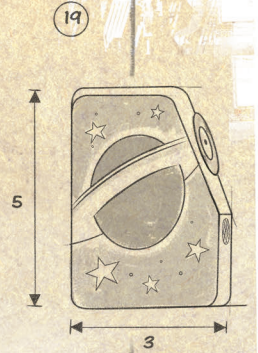
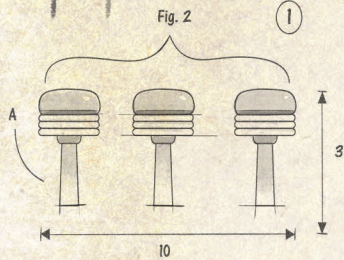
- Collect items for a homeless shelter or conduct a yard sale and donate the proceeds to one.
- Go further: Volunteer at a local homeless shelter, soup kitchen, or local charity.





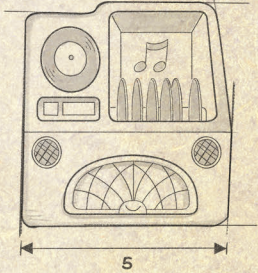
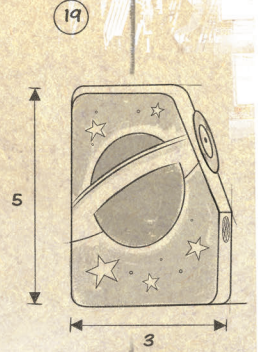
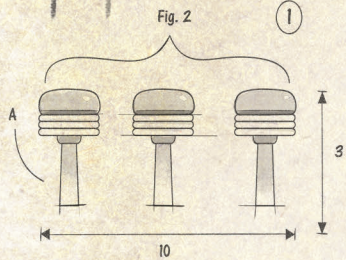


# How does God accomplish His plan?





# How does God accomplish His plan?



God uses people for His glory and our good.

