

Eli and Boy Samuel

BIBLE PASSAGE: 1 Samuel 1–3

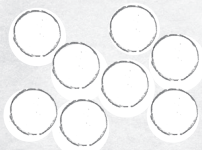
MAIN POINT: God called Samuel to share God’s plan.

KEY PASSAGE: Isaiah 33:22

BIG PICTURE QUESTION: How does God accomplish His plan? God uses people for His glory and our good.

SMALL GROUP OPENING
(10–15 MINUTES)

PAGE 206



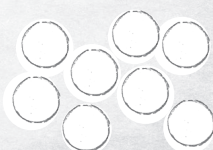
LARGE GROUP BIBLE STUDY
(25–30 MINUTES)

PAGE 208



SMALL GROUP ACTIVITIES
(25–30 MINUTES)

PAGE 214



Leader BIBLE STUDY

Hannah—an ordinary Israelite during the time of the judges—wanted nothing more than to be a mother, but the Lord had closed her womb. (1 Sam. 1:5) Each year when her husband went to Shiloh to worship and to sacrifice to God, Hannah went up to the house of the Lord. One evening, Hannah returned to present herself to the Lord. She wept and prayed, asking God to give her a son and vowing to dedicate him to God. Hannah’s cries to the Lord were so fervent that Eli the priest rebuked her because he thought she was drunk.

“I haven’t had any wine or beer; I’ve been pouring out my heart before the Lord,” Hannah explained. Eli blessed

Hannah and said, “May God answer your prayers.” God answered Hannah’s prayers. Hannah had a son. She named him Samuel, which means, “requested from God.”

When Samuel was old enough to be weaned, Hannah took him to Shiloh and presented him to Eli. First Samuel 2 records Hannah’s triumphant prayer. Hannah glorified God for His sovereignty, then she went home with her husband, leaving Samuel to serve God under the leadership of Eli the priest. Samuel faithfully served God. Hannah visited Samuel each year and brought him a robe.

Now Eli had two sons of his own who were also priests. Eli had trouble controlling his sons. They were wicked men with no regard for God. Eli rebuked his children, but they did not listen. So God rejected Eli’s family.

Review 1 Samuel 3. Note how Samuel responded to God’s call: “Speak, for Your servant is listening.” Samuel was the prophet Israel needed to give them God’s guidance. He became a prophet of God and was the last judge of Israel. Help kids identify Samuel’s role as God’s messenger. Help them connect Samuel to Jesus, who came to earth not only to tell what God is like, but to show what He is like.



The BIBLE STORY

Eli and Boy Samuel

1 Samuel 1–3

In a hilly country called Ephraim, **a man named Elkanah lived with his wife Hannah. Hannah was very sad because she did not have any children.** Hannah wanted to have a family.

Every year, Elkanah went to the tabernacle to make sacrifices to God and to worship Him. Hannah went with him. Elkanah saw that Hannah was upset. “What’s wrong, Hannah?” he asked. “Don’t I make you happy?”

Hannah prayed to God, “Lord, if You give me a son, I will dedicate him to You. He will serve You all of his life.” A priest named Eli was sitting near the doorpost of the tabernacle. **Eli watched Hannah pray.** He couldn’t hear her, but he saw her lips moving. **Eli thought there was something wrong with Hannah.**

Hannah explained, “I’ve been pouring out my heart before the Lord.”

Eli replied, “Go in peace. May God answer your prayers.”

Hannah and Elkanah returned home, and **God did answer her prayers. After some time, Hannah gave birth to a son. She named him Samuel.**

When Samuel was no longer a baby, Hannah took him to Eli at the tabernacle. “God answered my prayers!” she said. Hannah pledged Samuel to serve God and she worshiped God.

Hannah returned home and left Samuel with Eli to serve God. Every year, Hannah returned with a new robe for Samuel, and God gave Hannah many more children.

Eli was getting old, and his sons served as priests in the

tabernacle. Eli heard that his sons were sinning against God. Eli asked his sons why they were sinning, but they did not listen to him. **Samuel**, on the other hand, **grew older and found favor with God and with men.**

One night, Eli was in his bed and Samuel was lying in the tabernacle when Samuel heard someone speak to him.

“Here I am,” Samuel replied. He ran to Eli. “Here I am; you called me.”

God called Samuel three times, and each time Samuel ran to Eli. “Here I am,” he said. Eli finally understood that God was calling to Samuel. He told Samuel how to respond.


Samuel went back to his place, and God called, “Samuel, Samuel!”

“Speak, for Your servant is listening,” Samuel replied. God told Samuel that He was going to judge Eli’s family for their sin.

The next day, Samuel was afraid to tell Eli what God had said. Eli asked Samuel to tell him what God said, so Samuel did.

As Samuel grew, God was with him. Everyone in Israel knew that Samuel was God’s messenger. **God used Samuel to share His plan with the nation of Israel.**

Christ Connection: Samuel used God’s words to tell the people what God is like. John 1:1 says that Jesus is the Word. Jesus showed the world what God is like, and He told people to turn away from their sin. Jesus ultimately freed people from the power of sin by dying on the cross and rising again.



**WANT TO
DISCOVER
GOD’S WORD?
GET
BIBLE EXPRESS!**

Invite kids to check out this week’s devotionals to discover that God heard Hannah’s prayer and gave her a son, and Hannah praised God. Like the Psalmist says, God is good and His love is eternal. (Ps. 136:1) Order in bulk, subscribe quarterly, or purchase individually. For more information, check out www.lifeway.com/devotionals.

Small Group OPENING

SESSION TITLE: Eli and Boy Samuel

BIBLE PASSAGE: 1 Samuel 1–3

MAIN POINT: God called Samuel to share God’s plan.

KEY PASSAGE: Isaiah 33:22

BIG PICTURE QUESTION: How does God accomplish His plan? God uses people for His glory and our good.

Welcome time

Greet each kid as he or she arrives. Use this time to collect the offering, fill out attendance sheets, and help new kids connect to your group. As kids arrive, invite them to share about a time someone gave them a job to do. Perhaps kids delivered newspapers, walked a dog, pulled weeds, and so forth. Ask if kids were excited about working.

SAY • Today we are going to learn about someone whom God called to do a specific job. I wonder what it was!

Activity page (5 minutes)

- “How Does He Do It?” activity page, 1 per kid
- pencils or markers

Invite kids to complete “How Does He Do It?” on the activity page. Challenge kids to solve the puzzle by copying the words from the puzzle pieces into the correct positions.

SAY • *How does God accomplish His plan? God uses people for His glory and our good.* Sometimes God uses us in ways we do not understand. He sees the big picture of His plan, and we only see a small piece of it. We can serve God and trust that He is using us and others for His glory and our good.

That’s what God did in today’s Bible story. Let’s get ready to hear how God used Samuel in His plan.

Session starter (10 minutes)

OPTION 1: Whose voice?

Position a chair at the front of the room. Choose a volunteer to sit in the chair with her back to the rest of the kids. Point to a kid in the group. He should call out the name of the volunteer in the chair.

For example, “Paige! Paige!” The volunteer should try to guess who is speaking by replying, “Speak, [*kid’s name*], for I am listening!” Allow the volunteer a few guesses if necessary. Then choose a new volunteer to take her place.

SAY • Today we are going to hear a story from the Bible about Samuel. Samuel heard someone calling to him, but he wasn’t sure who it was. Let’s find out what happened.

OPTION 2: Can you hear me now?

Demonstrate how to make a sound cone to help kids hear tiny sounds!

1. Roll a large piece of poster board (about 18-by-24 inches) into a cone shape. Leave a ½- to 1-inch hole at the pointed end.
2. Leave the other end open as wide as possible. Tape the edge of the poster board into place.
3. Put the small end of the cone to your ear. Point the cone in different directions and listen carefully.

SAY • How does the sound cone change what you hear? In today’s Bible story, Samuel listened to God. Does anyone know what God told Samuel?



- large pieces of poster board
- tape

Tip: Try this outside or encourage kids to take turns while everyone else is quiet.

Transition to large group

Large Group LEADER

SESSION TITLE: Eli and Boy Samuel

BIBLE PASSAGE: 1 Samuel 1–3

MAIN POINT: God called Samuel to share God’s plan.

KEY PASSAGE: Isaiah 33:22

BIG PICTURE QUESTION: How does God accomplish His plan? God uses people for His glory and our good.

Countdown

• countdown video

Show the countdown video as your kids arrive, and set it to end as large group time begins.

Introduce the session (3 minutes)

• leader attire

• Bible

[Large Group Leader enters wearing khaki pants, a solid-colored shirt, an apron, and a hat. Leader is carrying a Bible.]

LEADER • You made it! Thank you for being so faithful to come visit. This is the last week we will meet together, and I am gearing up to train my last new employee, Sammy. This will be Sammy’s first job.

Do any of you have jobs? Maybe you do some work around the house to help your family. Anyway, I am excited to show Sammy the ropes. I think he will do great.

[Hold up the Bible.] Speaking of the last new employee, today I am going to tell you about the last judge of Israel.

Giant timeline (1 minute)

• Giant Timeline

LEADER • Raise your hand if you can name three people we have learned about in the last few weeks.

Call on volunteers to share the names of Bible people.
(*Othniel, Ehud, Shamgar, Deborah, Barak, Jael, Gideon, Samson, Ruth, Boaz, and so forth*)

LEADER • Today we can add two more names to that list:
Eli and Samuel. Eli was a priest, and Samuel was a prophet. Today's Bible story is about what God did in the lives of Eli and Samuel.

Big picture question (1 minute)

LEADER • Before we listen to the Bible story, do you remember the answer to our big picture question?
How does God accomplish His plan? God uses people for His glory and our good. As you listen to the story of Eli and Samuel, think about how God used them to bring about His glory and the good of His people.

Tell the Bible story (10 minutes)

Open your Bible to 1 Samuel 1–3. Tell the Bible story in your own words, or show the Bible story video “Eli and Boy Samuel.”

LEADER • Do you remember Joshua, who led the Israelites into the promised land after Moses died? Well, one of the things Joshua did was set up the tabernacle. The tabernacle was the place where God dwelled with His people. Elkanah and his wife Hannah went to the tabernacle to make sacrifices to God and to worship Him.

Ask the following questions. Call on volunteers to answer:

1. Hannah asked God to give her something. What was it? (*a son, 1 Sam. 1:11*)

- Bibles
- “Eli and Boy Samuel” video
- Big Picture Question Poster
- Bible Story Picture Poster

2. Did God answer Hannah's prayer? (*yes, Samuel was born; 1 Sam. 1:19-20*)
3. What did Hannah promised to do with Samuel? (*dedicate him to serve the Lord; 1 Sam. 1:22,28*)

LEADER • God called Samuel to share God's plan. God used Samuel to communicate with His people. Even with the leadership of the judges, the people were not faithful to God. The people needed someone better than a judge to lead them. God was going to use Samuel to get the people ready for a king. ***How does God accomplish His plan? God uses people for His glory and our good.***

The Gospel: God's Plan for Me (optional)

LEADER • Samuel used God's words to tell the people what God is like. The Bible says that Jesus is the Word. [See *John 1:1.*] Jesus showed the world what God is like, and He told people to turn away from their sin. Jesus ultimately freed people from the power of sin by dying on the cross and rising again.

Use Scripture and the guide provided with this session to explain to boys and girls how to become a Christian. Assign individuals to meet with kids who have more questions.

Encourage boys and girls to ask their parents, small group leaders, or other Christian adults any questions they may have about becoming a Christian.

Key passage (5 minutes)

Show the key passage poster. Lead kids in reading the key passage together. Then invite volunteers to say the key passage from memory.

LEADER • Oh, I really like Isaiah 33:22! It tells us four

Tip: Provide *I'm a Christian Now* for new Christians to take home and complete with their families.

- Key Passage Poster
- "He Will Save Us" song

things about God—He is our Judge, our lawgiver, our king, and our Savior! These are all things we have been learning about as we study the Old Testament.

How does God accomplish His plan? God uses people for His glory and our good. God used people like Moses to give His laws. He chose Othniel, Ehud, Shamgar, Deborah, Gideon, and Samson to be judges over Israel. Later, He appointed kings over Israel like Saul, David, and Solomon. All of these people were part of God’s plan, but they were not ultimately in charge. God is ultimately in charge! And He is so good. Let’s sing.

Lead boys and girls to sing “He Will Save Us.”

Sing (4 minutes)

LEADER • Now let’s sing our theme song together.

Remember, God accomplishes His plan by using people for His glory and our good.

Sing together “All for Your Glory.”

• “All for Your Glory” song

Discussion starter video (4 minutes)

LEADER • Are you a good listener? Do you ever not want to listen? Imagine if Samuel had just put a pillow over his head and gone back to bed! Watch this.

Show the “Unit 9, Session 6” discussion starter video.

LEADER • Sometimes it is hard to hear from God because we are not paying attention. One place we can hear from God is in His Word. We can also listen for Him when we pray.

• “Unit 9, Session 6” discussion starter video

Pray (2 minutes)

Invite kids to pray before dismissing to small groups.

Explain that you will open in prayer and then pause a few seconds for kids to just listen. Remind them that when we pray, we can talk to God and we can also listen for Him.

LEADER • Lord God, thank You for Your Word. We read the story of Eli and Samuel and praise You for Your faithfulness. You blessed Elkanah and Hannah with a son, and You used Samuel as part of Your plan. Help us to listen for You now. [*Pause for several seconds.*]

God, we pray these words that Hannah prayed to You: “There is no one holy like the Lord. There is no one besides You! And there is no rock like our God.” [*See 1 Sam. 2:2.*] We love you. Amen.

Dismiss to small groups

The Gospel: God's Plan for Me

Ask kids if they have ever heard the word *gospel*. Clarify that the word *gospel* means “good news.” It is the message about Christ, the kingdom of God, and salvation. Use the following guide to share the gospel with kids.



God rules. Explain to kids that the Bible tells us God created everything, and He is in charge of everything. Invite a volunteer to read Genesis 1:1 from the Bible. Read Revelation 4:11 or Colossians 1:16-17 aloud and explain what these verses mean.



We sinned. Tell kids that since the time of Adam and Eve, everyone has chosen to disobey God. (Romans 3:23) The Bible calls this sin. Because God is holy, God cannot be around sin. Sin separates us from God and deserves God's punishment of death. (Romans 6:23)



God provided. Choose a child to read John 3:16 aloud. Say that God sent His Son, Jesus, the perfect solution to our sin problem, to rescue us from the punishment we deserve. It's something we, as sinners, could never earn on our own. Jesus alone saves us. Read and explain Ephesians 2:8-9.



Jesus gives. Share with kids that Jesus lived a perfect life, died on the cross for our sins, and rose again. Because Jesus gave up His life for us, we can be welcomed into God's family for eternity. This is the best gift ever! Read Romans 5:8; 2 Corinthians 5:21; or 1 Peter 3:19.



We respond. Tell kids that they can respond to Jesus. Read Romans 10:9-10,13. Review these aspects of our response: Believe in your heart that Jesus alone saves you through what He's already done on the cross. Repent, turning from self and sin to Jesus. Tell God and others that your faith is in Jesus.

Offer to talk with any child who is interested in responding to Jesus.

Small Group LEADER

SESSION TITLE: Eli and Boy Samuel

BIBLE PASSAGE: 1 Samuel 1–3

MAIN POINT: God called Samuel to share God’s plan.

KEY PASSAGE: Isaiah 33:22

BIG PICTURE QUESTION: How does God accomplish His plan? God uses people for His glory and our good.

Key passage activity (5 minutes)

- Key Passage Poster
- masking tape or painter’s tape

Use tape to mark a large *X* on the floor. Form four groups and instruct each group to stand in a separate quadrant. Show the key passage poster and assign one phrase of the passage for kids in each quadrant to say together. Point to each group when it’s their turn to speak.

Call out “Left!” or “Right!” for groups to move one quadrant to the left or right. Kids should now say the phrase previously assigned to that quadrant.

You might call out “Left two!” or “Right one!” to indicate how groups should move again. Repeat the activity to reinforce the key passage.

SAY • According to Isaiah 33:22, who is the Lord? (*our Judge, our lawgiver, our King*) What will He do? (*He will save us.*)

Bible story review & Bible skills (10 minutes)

- Bibles, 1 per kid
- Main Point Poster
- balls or balloons, 3 per team

Form four teams. Give each team three objects such as balloons or balls. Explain that you will ask each team a review question. When a team answers a question correctly, it may take away an object from another team. Collect the objects. When a team runs out of objects, it is “out.” If a

team answers incorrectly, allow the next team to answer. Players may not remove an object from their own team.


Ask the following review questions:

1. What was the name of Elkanah's wife who had no children? (*Hannah, 1 Sam. 1:2*)
2. Where did Elkanah go every year? (*to the tabernacle; 1 Sam. 1:3,9*)
3. What was Eli's job at the tabernacle? (*Eli was a priest, 1 Sam. 1:3*)
4. What was the name of Hannah's son? (*Samuel, 1 Sam. 1:20*)
5. Where did Hannah leave Samuel? (*at the tabernacle with Eli, 1 Sam. 1:24-27*)
6. How often did Hannah visit Samuel? (*every year, 1 Sam. 2:19*)
7. What item did Hannah bring Samuel every year? (*a new robe, 1 Sam. 2:18-19*)
8. Who else served as priests at the tabernacle? (*Eli's sons, 1 Sam. 2:12-13*)
9. Why was God angry with Eli's sons? (*They sinned against God, 1 Sam. 2:17*)
10. What did Eli tell Samuel to say when he heard God? (*"Speak, for Your servant is listening," 1 Sam. 3:9*)
11. ***How does God accomplish His plan? God uses people for His glory and our good.***

To keep teams involved, you may choose to allow a team to avoid elimination if a player can recite the key passage. If your group is large, use review questions from previous sessions to review the judges of Israel.

SAY • God called Samuel to share God's plan. Samuel obeyed God and served Him.

Option: Retell or review the Bible story using the bolded text of the Bible story script.

A circular icon with a dark background and a white border. Inside the circle, the words "LOW PREP" are written in white, uppercase letters. The circle has a slightly distressed or hand-drawn appearance.

• Bibles

Activity choice (10 minutes)

OPTION 1: My name is Samuel

Invite kids to sit in a circle and imagine that they are Samuel, from today's Bible story. Begin with the first player. He will make a statement: "My name is Samuel, and ... " then he may provide a detail from the Bible story, such as "... my mom's name is Hannah."

If the statement is true, kids should reply, "Hi, Samuel!" If a kid shares a false statement, such as, "My name is Samuel, and I live at home," then kids should respond, "You're not Samuel!"

Provide Bibles for kids to review the Bible story in 1 Samuel 1–3 if they need help remembering details. You may choose to participate too:

1. My name is Samuel, and I serve the Lord. (*true*)
2. My name is Samuel, and I heard someone speaking at night. (*true*)
3. My name is Samuel, and I ignored God's voice. (*false*)
4. My name is Samuel, and I serve with Eli the priest. (*true*)
5. My name is Samuel, and I am a carpenter. (*false*)

SAY • God called Samuel to share God's plan. Samuel obeyed God, and he told Eli about God's plan even though it was bad news for Eli's sons who had sinned against God.

Samuel used God's words to tell the people what God is like. John 1:1 says that Jesus is the Word. Jesus showed the world what God is like, and He told people to turn away from their sin. Jesus ultimately freed people from the power of sin by dying on the cross and rising again.

Option: Review the gospel with boys and girls. Explain that kids are welcome to speak with you or another teacher if they have questions.

OPTION 2: Dedicated to serve

Before the session, plan to complete a service activity. You could prepare bags to take to senior citizens or make cards for people in a nursing home. Provide gallon-size ziplock bags and several gift items. Consider the following:

- puzzle books
- pens or pencils
- stationery
- travel-size toiletries such as skin lotion or lip balm

Encourage kids to write an encouraging note or to write out the key passage to include in the bag.

SAY • Hannah dedicated Samuel to serve the Lord. Hannah visited Samuel and brought him things he needed.

We can serve the Lord by serving those in need.

- gallon-size ziplock bags
- gift items
- markers
- paper

Journal and prayer (5 minutes)

Distribute journal pages and pencils. Remind kids that Hannah prayed to God and asked for a son. Encourage them to write on their journal pages a few sentences as a prayer to God, asking Him for something they desire.

SAY • Does God always give us everything we desire? Why or why not? We can pray to God and trust Him to give us what we need.

Notice that when Hannah asked for a son, she promised to dedicate him to the Lord. God gives us what we ask for when we ask for the right reasons.

As time allows, lead kids to complete “Who Said That?” on the activity page. Provide Bibles for kids to look up the Scripture references to check their answers. (*Answers: Samuel, 1 Sam. 3:10; Caleb, Num. 13:30; Pharaoh, Ex. 5:2; Cain, Gen. 4:9; Joseph, Gen. 50:20*)

- pencils
- Journal Page
- “Who Said That?” activity page, 1 per kid

Tip: Give parents this week’s *Big Picture Cards for Families* to allow families to interact with the biblical content at home.

Journal Page

God Judges His People

Key Passage: Isaiah 33:22

Big Picture Question: How does God accomplish His plan? God uses people for His glory and our good.

Session 1: The First Judges

Judges 3:7-31

God's people turned from Him to worship idols.

Session 2: Deborah and Barak

Judges 4-5

God's people needed someone to rescue them from their enemies.

Session 3: Gideon

Judges 6-8

God used Gideon's weakness for His glory.

Session 4: Samson

Judges 13-16

God gave Samson power.

Session 5: Ruth and Boaz

Ruth 1-4

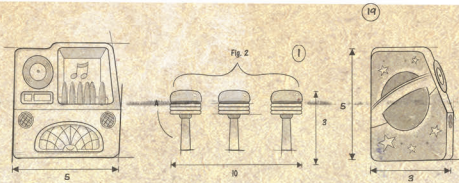
God provided a redeemer for Ruth.

Session 6: Eli and Boy Samuel

1 Samuel 1-3

God called Samuel to share God's plan.

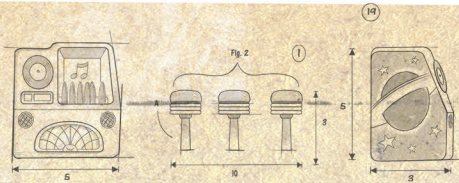




The LORD is our
Judge, the LORD is
our lawgiver, the
LORD is our King.
He will save us.

Isaiah 33:22

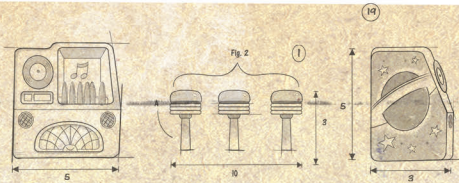




The LORD is our
judge, the LORD is
our lawgiver, the
LORD is our king;
he will save us.

Isaiah 33:22

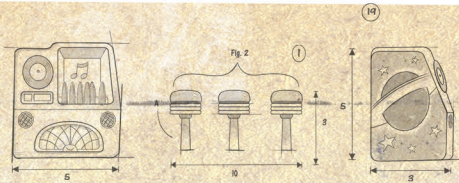




The LORD is our
judge; the LORD is
our lawgiver; the
LORD is our king;
he will save us.

Isaiah 33:22





The LORD is our
judge, the LORD is
our lawgiver, the
LORD is our king; it is
he who will save us.

Isaiah 33:22



God called
Samuel to share
God's plan.





Journal Page

Write a few sentences as a prayer to God, asking Him for something you desire.

FAMILY DISCUSSION STARTERS

- Does God always give us everything we desire? Why or why not?
- What did Hannah promise God? (See 1 Samuel 1:9-11.)
- Are you willing to listen for God and tell others about Him?



Eli and Boy Samuel

1 Samuel 1-3

MAIN POINT: GOD CALLED SAMUEL TO SHARE GOD'S PLAN.

A man named Elkanah lived with his wife Hannah. Hannah was very sad because she did not have any children. Every year, Elkanah went to the tabernacle to make sacrifices to God and to worship Him. Hannah went with him.

Hannah prayed to God, "Lord, if You give me a son, I will dedicate him to You. He will serve You all of his life." A priest named Eli was sitting near the doorpost of the tabernacle. Eli watched Hannah pray. Eli thought there was something wrong with Hannah.

Hannah explained, "I've been pouring out my heart before the Lord."

Eli replied, "Go in peace. May God answer your prayers."

God did answer her prayers. After some time, Hannah gave birth to a son. She named him Samuel. When Samuel was no longer a baby, Hannah took him to Eli at the tabernacle. Hannah returned home and left Samuel with Eli to serve God. Samuel grew older and found favor with God and with men.

One night, Eli was in his bed and Samuel was lying in the tabernacle when Samuel heard someone speak to him.

"Here I am," Samuel replied. He ran to Eli. "Here I am; you called me."

God called Samuel three times, and each time Samuel ran to Eli. "Here I am," he said. Eli finally understood that God was calling to Samuel. He told Samuel how to respond. Samuel went back to his place, and God called, "Samuel, Samuel!" "Speak, for Your servant is listening," Samuel replied. God told Samuel that He was going to judge Eli's family for their sin.

The next day, Samuel was afraid to tell Eli what God had said. Eli asked Samuel to tell him what God said, so Samuel did. As Samuel grew, God was with him. God used Samuel to share His plan with the nation of Israel.

Christ Connection: Samuel used God's words to tell the people what God is like. John 1:1 says that Jesus is the Word. Jesus showed the world what God is like, and He told people to turn away from their sin. Jesus ultimately freed people from the power of sin by dying on the cross and rising again.

Who Said That?

Match each saying to the person who said it. Look up the Scripture references in your Bible to check your answers!

"Speak, for Your servant is listening."
(1 Samuel 3:10)

"We must go up and take possession of the land because we can certainly conquer it!"
(Numbers 13:30)

"Am I my brother's guardian?"
(Genesis 4:9)



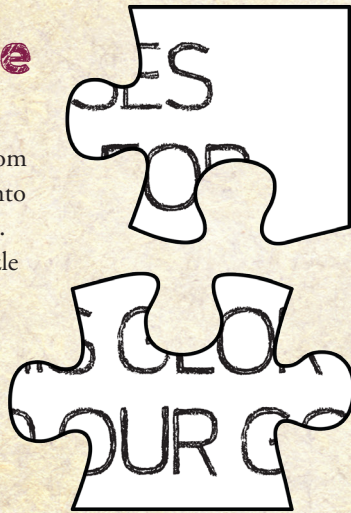
"You planned evil against me; God planned it for good."
(Genesis 50:20)

"Who is Yahweh that I should obey Him?"
(Exodus 5:2)

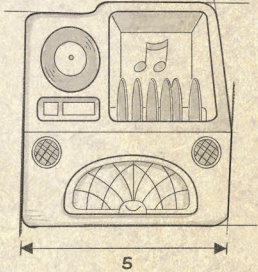
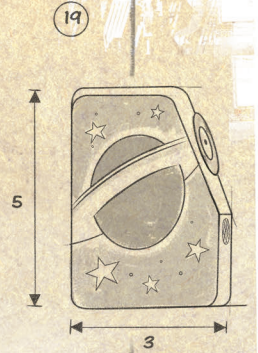
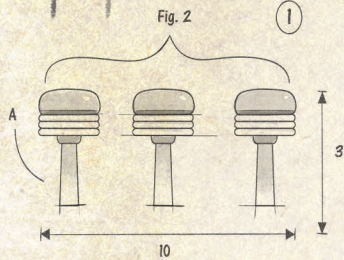


How Does He Do It?

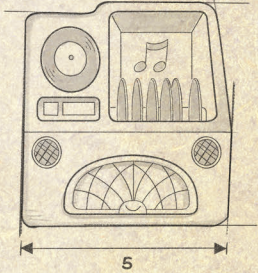
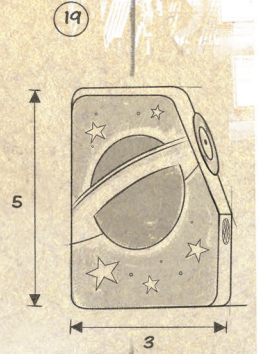
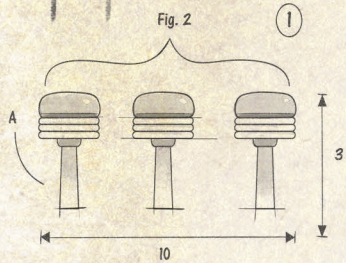
Copy the words from the puzzle pieces into their correct places. Complete the puzzle to answer the big picture question: *How does God accomplish His plan?*



How does God accomplish His plan?



How does God accomplish His plan?



God uses people for His glory and our good.

