

QUARTERLY REPORT

A P R I L - J U N E 2 0 2 0

FINANCES

Weekly Need	\$10,841
Wkly Actual (Avg.)	\$11,741
YTD Budget	\$281,872
YTD Giving	\$304,647
YTD Expenses	\$251,351

ACCOUNTS

Available Cash

Beginning	\$161,557
Ending	\$229,395

BFKG Fund

Beginning	\$151,945
Ending	\$152,245

Other Designated Funds

Beginning	\$67,161
Ending	\$83,270

Emergency Reserve

Beginning	\$25,440
Ending	\$30,947

SBTF Investment

Beginning	\$157,189
Ending	\$157,384

BAPTISMS

None

NEW MEMBERS

Kevin, Tracy, Lauren,
Anna, & Sarah Brown (June 14)
Mark & Jenny Hamilton (June 21)

ATTENDANCE

(average | high)

Worship: 202 | 241

Sunday School: N/A

Community Groups: 57 | 75

UP NEXT

Look for "Equipping Classes"
in the fall.

MINISTRY UPDATES

Due to the ongoing COVID-19 pandemic, we have cancelled most churchwide events. For ten weeks between March 22 and May 31, we worshipped together in an online-only capacity. We are thankful for the gift of technology, as the message of the gospel has continued to go forth from the pulpit of Indian Creek Baptist Church. Thank you for being flexible and charitable in your willingness to follow the direction of the elders during this unprecedented time.

To the praise of God's glorious grace, despite a long absence from gathering together in person, the church is meeting its financial budget for 2020. Praise God for His provision and thank you for your generosity.

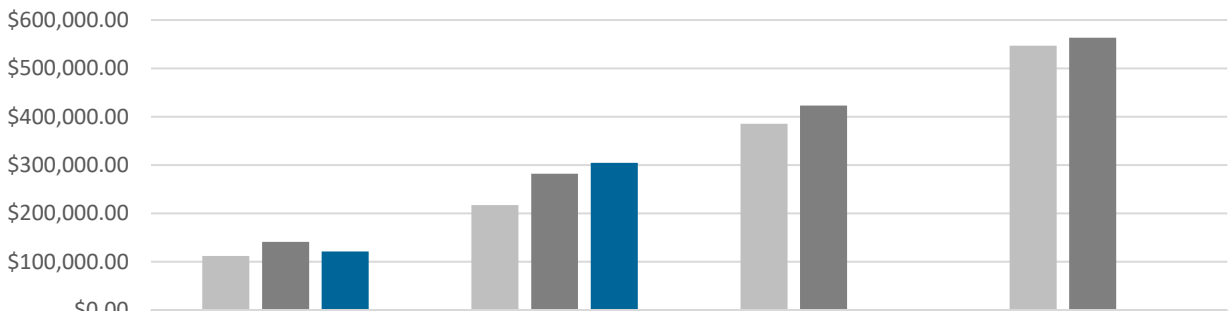
Community Groups

Most Community Groups have continued meeting, either in-person or online. For many who are suffering from lack of community, CGs have become a crucial component of discipleship. We now have eight fully functional groups. For info on how to join or serve in a CG, visit www.icbcmw.org/find-a-small-group.

Other Ministries

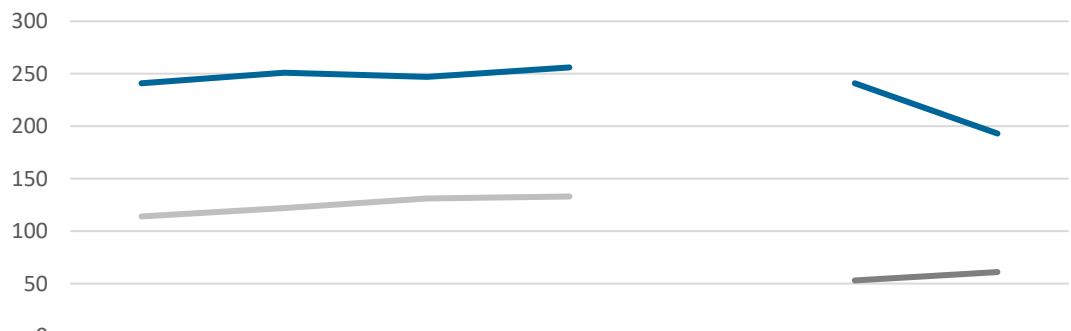
Lord willing, **Equipping Classes** will begin this fall. An Equipping Class (EC) is a focused, short-term elective class covering a key area of biblical, theological, or practical knowledge. Most classes will take place at 9:30am on Sunday mornings. More information to come.

Cumulative Giving Totals




	Qtr 1	Qtr 2	Qtr 3	Qtr 4
2019 Actual	\$112,239.00	\$217,324.00	\$385,451.00	\$546,799.00
2020 Budgeted	\$140,936.00	\$281,872.00	\$422,807.00	\$563,743.00
2020 Actual	\$121,098.00	\$304,647.00		

Attendance Averages



	2019 Qtr 2	2019 Qtr 3	2019 Qtr 4	2020 Qtr 1	Apr 2020	May 2020	Jun 2020
Sunday AM	241	251	247	256		241	193
Community Groups				57		53	61
Sunday School	114	122	131	133			

Total Members: 528



LINE ITEM BREAKDOWN

Budgeted vs. Spent to Date (2nd Quarter 2020)

	2020 Budget	Spent to Date	% of Budget
Grand Total	563,743	251,351	44.6%
Missions			
Cooperative Program	22,550	12,186	54.0%
Lottie Moon Christmas Offering	16,912	9,139	54.0%
Palo Pinto Baptist Association	7,800	3,900	50.0%
International Missions Scholarships	4,800	2,400	50.0%
Thailand Missions	4,800	1,200	25.0%
Yucatan Missions (McMillan Family)	6,500	3,200	49.2%
Builders for Christ	1,000	0	0.0%
Addiction Recovery Ministries	1,200	600	50.0%
Mineral Wells Center of Life	3,600	1,800	50.0%
Cocoon Pregnancy Resource Center	1,200	600	50.0%
Helping Hands Food Ministry	1,200	600	50.0%
Foster Care Ministry	5,000	0	0.0%
Total	76,562	35,625	46.5%
Education & Ministries			
Adult Discipleship & Outreach	3,900	751	19.3%
Pastoral Ministry	5,900	759	12.9%
Music & Media	12,059	6,942	57.6%
Men's Ministry	1,500	36	2.4%
Women's Ministry	2,200	0	0.0%
Youth	18,400	1,842	10.0%
Pre-teen	3,250	93	2.9%
Children	22,500	7,378	32.8%
Nursery	1,200	0	0.0%
Library	300	0	0.0%
Hospitality & Meals	4,550	557	12.2%
Sonshine Ministry (Shut-Ins)	700	0	0.0%
Van Expenses	5,200	3,752	72.2%
Benevolence Fund	5,637	3,046	54.0%
Total	87,296	25,156	28.8%

Continued on reverse

Staff	2020 Budget	Spent to Date	Spent to Date
Senior Pastor	92,715	46,362	50.0%
<i>Salary & Housing</i>	73,650	36,828	50.0%
<i>Health Insurance</i>	13,431	6,714	50.0%
<i>Annuity (in lieu of SS withholding)</i>	5,634	2,820	50.1%
Associate Pastor of Discipleship & Worship	61,010	30,504	50.0%
<i>Salary</i>	45,000	22,500	50.0%
<i>Health Insurance</i>	11,649	5,826	50.0%
<i>Annuity (in lieu of SS withholding)</i>	4,361	2,178	49.9%
Associate Pastor of Youth & Children	77,786	38,893	50.0%
<i>Salary</i>	54,554	27,276	50.0%
<i>Health Insurance</i>	19,449	9,726	50.0%
<i>Payroll Taxes</i>	3,783	1,891	50.0%
Church Secretary	28,713	14,255	49.6%
<i>Salary</i>	21,467	10,632	49.5%
<i>Health Insurance</i>	6,516	3,258	50.0%
<i>Payroll Taxes</i>	730	365	50.0%
Nursery Attendants	2,400	120	5.0%
Staff Appreciation	500	0	0.0%
Total	263,124	130,134	49.5%

Operations & Facilities

Emergency Reserve Fund	16,912	9,139	54.0%
Buildings and Grounds (includes utilities & insurance)	100,330	31,030	30.9%
Workers' Compensation Insurance	1,600	1,053	65.8%
Building Improvement Fund	2,819	1,523	54.0%
Administrative/Office Expenses	15,100	7,691	50.9%
Total	136,761	50,436	36.9%

Unbudgeted Expenses & Transfers (approved in keeping with ICBC Bylaws)

Deacons' Fund		10,000	
Total		10,000	