

We believe discipleship is a direction  
not a destination.



---

**Living by The Book**  
**Learn to Read & Study the Bible**

# Course Outline (12 Weeks)

## ~~• INTRODUCTION~~

- ~~• Week 1 Introduction and Overview (CH 1-4)~~

## • OBSERVATION

- ~~• Week 2 Observation (CH 5-7)~~
- Week 3 Ten Strategies To Reading 1-5 (CH 8-12)
- Week 4 Ten Strategies To Reading 6-10 (CH 13-18)



# Course Outline (12 Weeks)

- **OBSERVATION**

- **Week 5** Six Things To Look For (CH 19-23)
- **Week 6** What Do I Do With This (CH 24-26)

- **INTERPRETATION**

- **Week 7** Interpretation Intro (CH 27-29)
- **Week 8** Five Keys to Interpretation (CH 30-34)
- **Week 9** Don't Stop (CH 35-38)



# Course Outline (12 Weeks)

- **APPLICATION**

- **Week 10** Critical, Truth, Transformation (CH 39-41)
- **Week 11** Steps, Customize, Questions (CH 42-44)
- **Week 12** Principles, Changed Life, Get Started (CH 45-48)



<sup>4</sup>“Listen, Israel: The LORD our God, the LORD is one. <sup>5</sup>Love the LORD your God with all your heart, with all your soul, and with all your strength. <sup>6</sup>These words that I am giving you today are to be in your heart. <sup>7</sup>Repeat them to your children. Talk about them when you sit in your house and when you walk along the road, when you lie down and when you get up. <sup>8</sup>Bind them as a sign on your hand and let them be a symbol on your forehead. <sup>9</sup>Write them on the doorposts of your house and on your city gates.

Deuteronomy 6:4–9




# Bible Detective


- Last week we discussed the need for observation
- We need to be like Sherlock Holmes
- How does Holmes solve his cases?



- Searching for clues
- Conducting experiments



- Brooding about what he found
- Putting on disguises



# We Are to be Bible Detectives

- We to are to be detectives, Bible detectives
  - And like Holmes there is no one way to find clues and answers in the Bible
  - So, for the next two weeks we will cover ten strategies for first-rate Bible study



# Ten Strategies TO First-Rate Reading

- Read Thoughtfully
- Read Repeatedly
- Read Patiently
- Read Selectively
- Read Prayerfully
- Read Imaginatively
- Read Meditatively
- Read Purposefully
- Read Acquisitively
- Read Telescopically



# Read Thoughtfully

Chapter 8



# What are You Reading?

- What do you like to read?
- I like to read a lot of different things
  - Sci-Fi & Fantasy, Science and Engineering, Self Development, Mysteries
  - Some of these books require focus while others
    - Others I call “trash” novels
      - Not “bad” books, but books that require little on my part to understand, you know, fun books



# The Bible Requires Focus

- If you read your Bible as if it were a trash novel, no focus
  - You will get nothing from it
  - It has good stories and lessons that might entertain you
  - They can make a good movie
- But the Bible is not a trash novel, it deserves our attention
  - The Bible is the living Word of God
  - The Bible requires focus and study



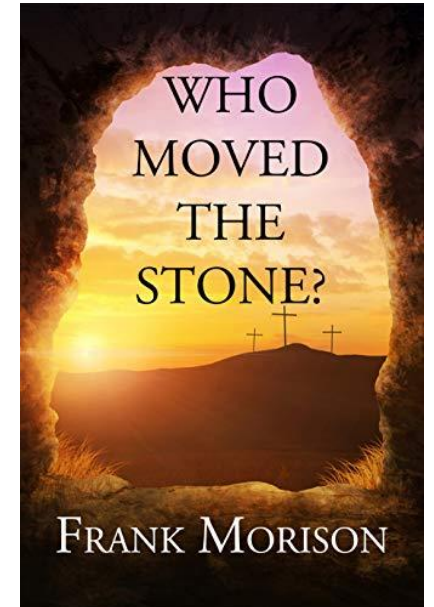
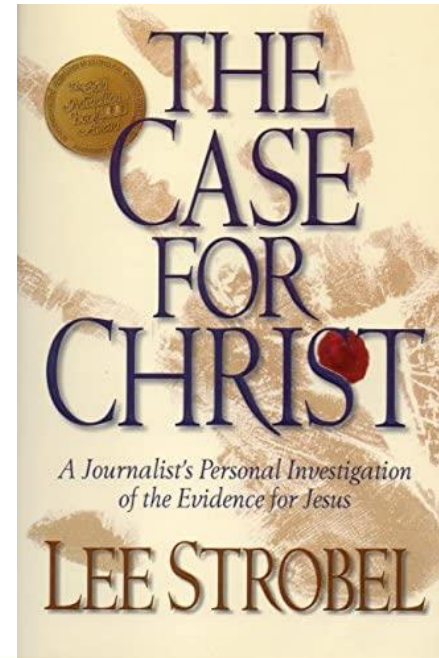
# The Bible Requires Focus

- Apply the same mental powers you use for your current interests
  - Nurse: Focuses on a patient's vitals and charts
  - Pilot: Knows the daily weather and flight plans
  - Engineer: The specs of the equipment you are using
- Have you ever read a spec (specification) sheet for high tech equipment? Boring!
  - Unless you read it with a group of engineers



# What Does Thoughtful Reading Do?

- Let us look at two books
  - Who Moved The Stone (1930)
    - By Frank Morison
    - Journalist and advertiser
  - The Case For Christ (1998)
    - Lee Strobel
    - Journalist



# Serious and Thoughtful Study

- Both Frank Morison and Lee Strobel read the Bible as
  - Journalists, Men trained to seek out truth
  - Men doubting the validity of the “story” of Christ
    - How can anyone believe the supernatural
      - The resurrection of Christ
  - If you can show this part of the story to be false
    - All the rest will fall apart



# The Result of Thoughtful Study

- So, they dug in, questioning the Bible, seeking outside information and proof
  - Months, no Years of study
- The result of their thoughtful study?
  - There was too much written, that read as truth to deny
  - Their study, which started as proof against Christ turned to proof for Christ
  - Their lives were changed



# Read Repeatedly

Chapter 9





# Reread, Why?

- How often have you reread a book? A movie?
  - Once? Twice? Thrice? More?
  - Why did you re-read/watch it?
    - The characters? The Plot? It's comforting? You missed something?
- When you reread it, did you read it all? Or Just parts?
  - I have favorite parts of books I like to reread
  - Why? Because they bring me joy



# Why Reread the Bible

- When you're an expert in a field reading a book about that field only requires a reread maybe 2-3 times tops
  - By this time, you have it and can move on
- But this is never true of the Bible
  - You will never be an expert Christian
- The following are suggestions to help in reading repeatedly



# Read Entire Books in One Sitting

- This does not mean they entire Bible in one day
  - Remember the bible is made up of 52 books
  - Oops, that's 52 weeks, there are 66 books in the Bible
    - That means if you read one book a week, you could
      - Brad, I don't read one book a week now!
- I could never read one of the books of the Bible in one sitting
- Who likes charts?

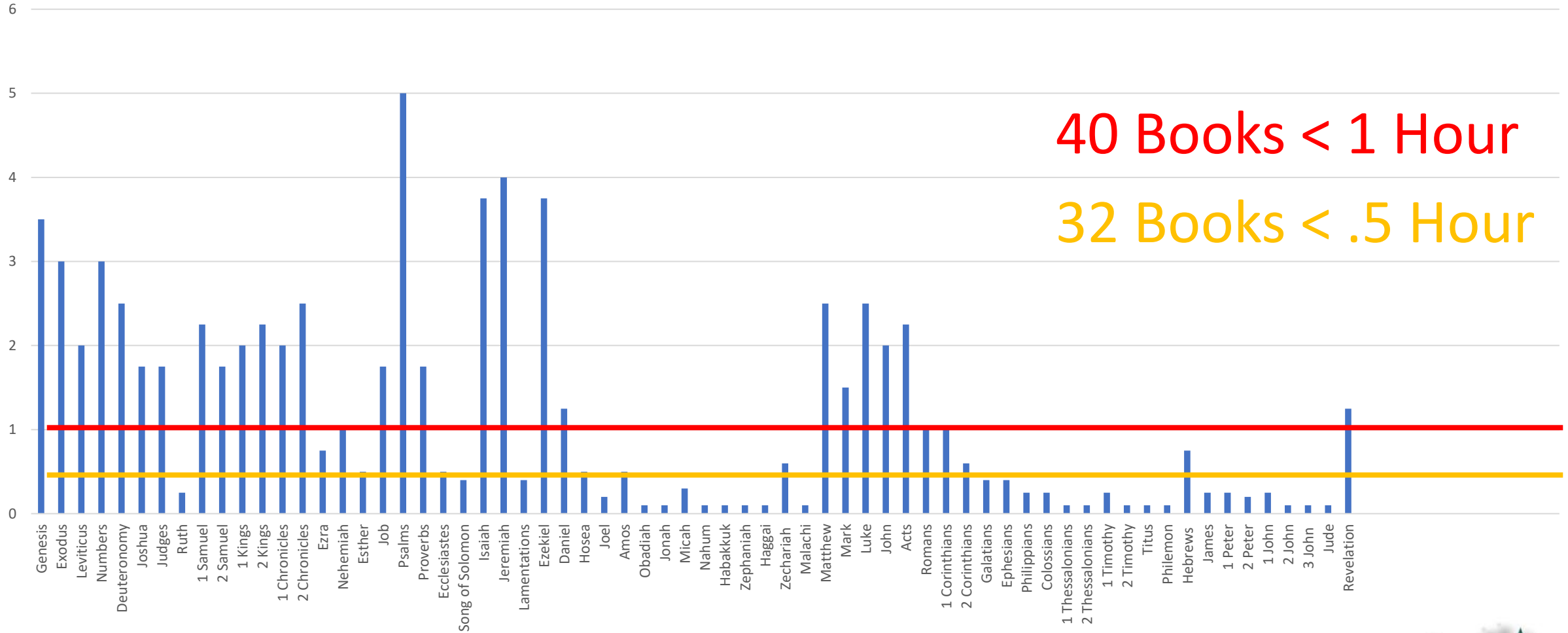


# TIME TO READ THE BOOKS OF THE BIBLE

40 Books < 1 Hour

32 Books < .5 Hour

HOURS



# TIME TO READ THE BOOKS OF THE BIBLE

BOOK	HOURS	BOOK	HOURS	BOOK	HOURS	BOOK	HOURS	BOOK	HOURS
Genesis	3.5	Ezra	0.75	Joel	0.2	Matthew	2.5	1 Timothy	0.25
Exodus	3	Nehemiah	1	Amos	0.5	Mark	1.5	2 Timothy	0.1
Leviticus	2	Esther	0.5	Obadiah	0.1	Luke	2.5	Titus	0.1
Numbers	3	Job	1.75	Jonah	0.1	John	2	Philemon	0.1
Deuteronomy	2.5	Psalms	5	Micah	0.3	Acts	2.25	Hebrews	0.75
Joshua	1.75	Proverbs	1.75	Nahum	0.1	Romans	1	James	0.25
Judges	1.75	Ecclesiastes	0.5	Habakkuk	0.1	1 Corinthians	1	1 Peter	0.25
Ruth	0.25	Song of Solomon	0.4	Zephaniah	0.1	2 Corinthians	0.6	2 Peter	0.2
1 Samuel	2.25	Isaiah	3.75	Haggai	0.1	Galatians	0.4	1 John	0.25
2 Samuel	1.75	Jeremiah	4	Zechariah	0.6	Ephesians	0.4	2 John	0.1
1 Kings	2	Lamentations	0.4	Malachi	0.1	Philippians	0.25	3 John	0.1
2 Kings	2.25	Ezekiel	3.75			Colossians	0.25	Jude	0.1
1 Chronicles	2	Daniel	1.25			1 Thessalonians	0.1	Revelation	1.25
2 Chronicles	2.5	Hosea	0.5			2 Thessalonians	0.1		



# The Value Of One Sitting

- You will get to see the book as a whole
  - Each book is written with a singular purpose
    - And to fully grasp it you need to see it all at once
- This does not mean every time you read the Bible
  - This is when you are going to study Matthew in detail
    - Read all of Matthew in one sitting (2.5 hours)
      - Then start breaking it up
      - Over the next 6,8,10 weeks



# Begin At ... The Beginning

- Jumping into the middle of a book is confusing
- By starting at the beginning, we typically will find
  - Who is writing the book
  - Who it is written to
  - The setting
  - The tone



# Read In Multiple Translation

- In other words
  - Read the Bible in other words
  - You will see things differently
  - Or see things you missed




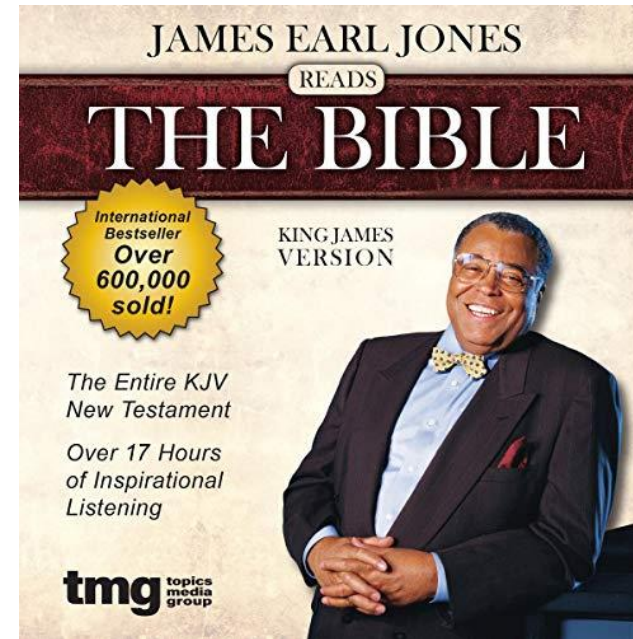
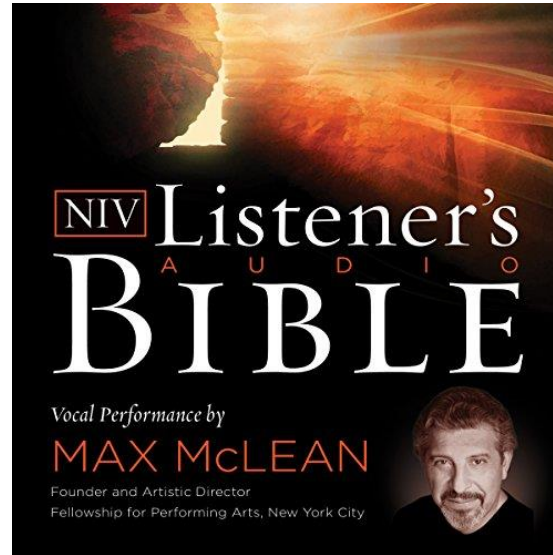
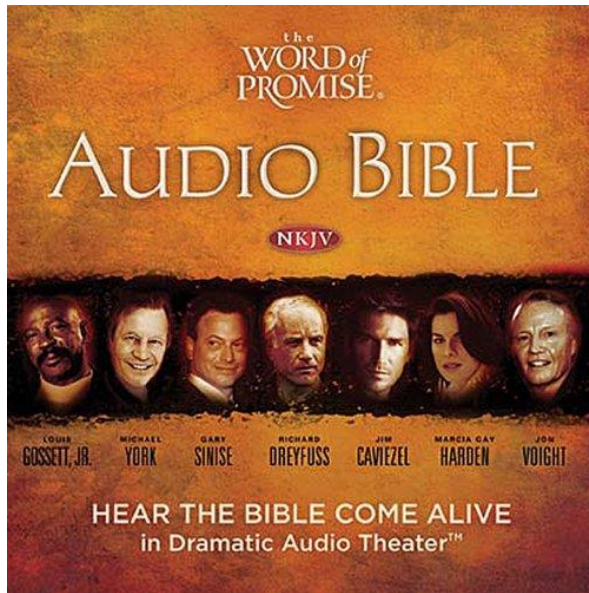


# Listen to Recordings of Scripture

- The benefits
  - It changes the sensory input from visual to audible
    - This is the way many of the scripture were originally communicated
    - The Sermon on the Mount was verbally given
  - The voice of the reader changes the way you hear
    - What did they stress or pause on
  - The biggest benefit is it can be done hands free



# Listen to Recordings of Scripture



# Read Out Loud

- Again, hearing what you read changes things
  - When you read out loud you must focus on what you are saying
- The Bible tells us to teach our children what He tells us
  - This means reading to our kids
  - It also means having them read to us
    - Out loud



# Must You Study Your Bible Everyday?

- I'm going to say no
- But reading it everyday is a good idea
- The important thing is
  - You need to study your bible
    - The how will look different from person to person
    - The timing, place, environment
- You need to set a schedule



# Schedule Time to Read & Study

- You must purposefully set a time and place to study
  - Maybe you set up two days a week (or more!)
    - Where you can study for an hour
    - You have your Bible, atlas, commentaries, ...
    - You break down the book you are studying
  - The other days of the week (all the other days)
    - You take 10 min to read/reread the section you are focusing on



# Read Patiently

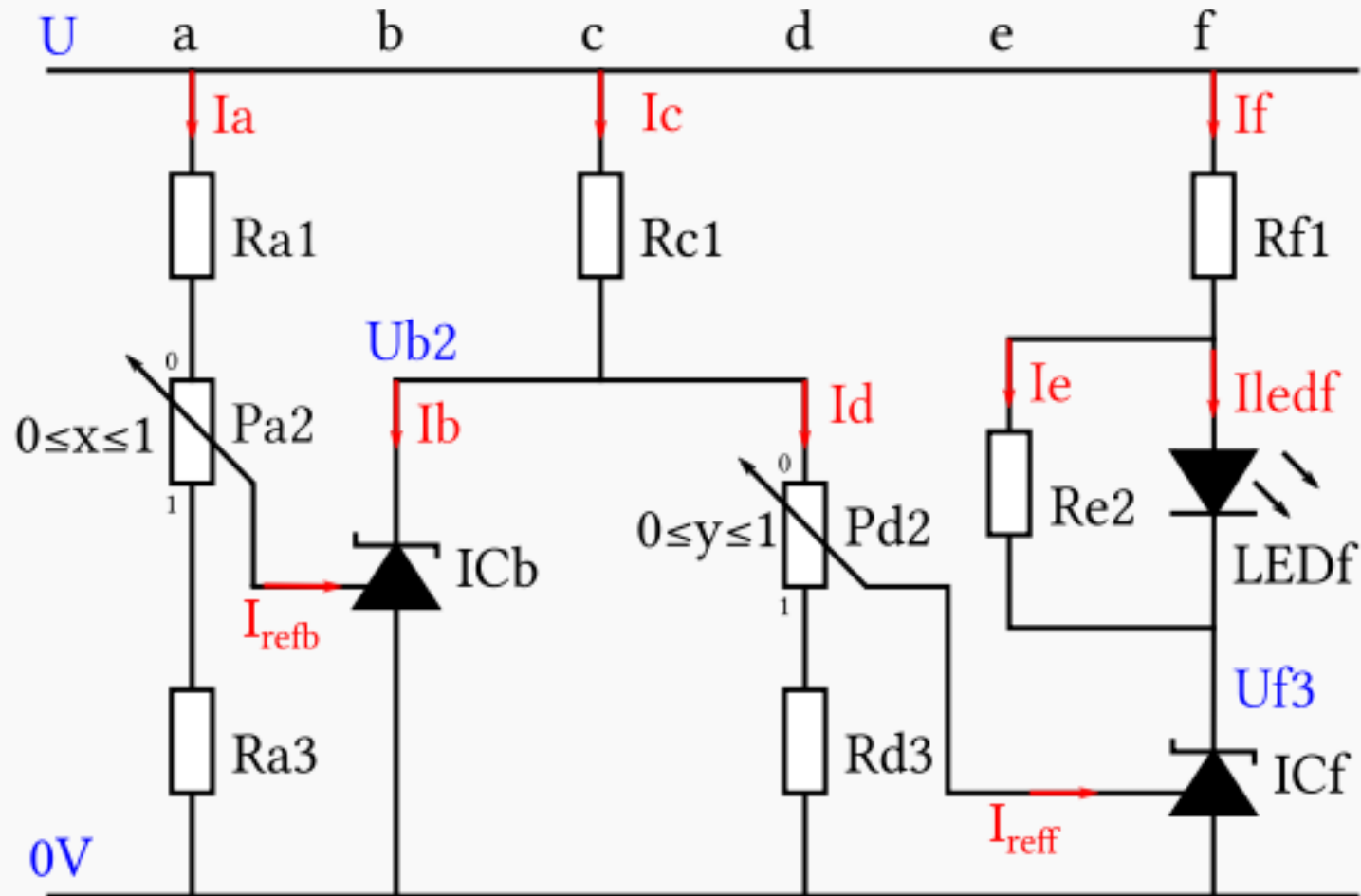
Chapter 10



# It Is Not Easy

- I remember studying in college
  - I studied electrical engineering
  - I had dreams (nightmares) of how electricity flowed
  - I thought I'd never understand my first circuits class
  - What is R1 if the voltage is .....





$$U_{oben} = U_{ref} \left( 1 + \frac{R_{a1} + P_{a2} \cdot x}{R_{a3} + P_{a2} \cdot (1-x)} \right)$$

$$U_{unten} = U_{ref} \left( 1 + \frac{R_{c1} + P_{d2} \cdot y}{R_{d3} + P_{d2} \cdot (1-y)} \right)$$



# It Is Not Easy

- I did the homework and went to class
  - I redid the homework and talked to the professor
- After a couple of months things started to click
- This is the advice I give anyone I tutor or teach
  - Be patient, do the work, repeat the work
  - Understanding will come to you in time
    - But you **MUST** do the work



# Work One Book At a Time

- Take one book from the Bible
  - Read it all in one sitting
  - Then start breaking things down
  - Ask the book questions
    - For the next 4-6 weeks
- That's one book down
  - Start the next
  - At this rate you will have 12 books done in a year



# Zoom In & Out

- 4-6 weeks may seem like a long time, but it's not
- Let's look at Genesis (3.5 hour read)
  - CH 1-11 cover, the creation, flood, tower of Babel
  - CH 12-50 cover four generations, Abraham, Isaac, Jacob, and Joseph
- That's the big picture, the zoomed-out picture
- But what happened in each part?



# Zoom In

- The Flood CH 6-10
- The sacrifice of Isaac CH 22
- Creation narrative CH 1-2
  - God establishes marriage 2:18–25
    - Jesus refers to it in Matthew 19:4-6, Why?
    - Why is marriage in Genesis?
- Don't forget to zoom back out and recall the big picture



# Be Patient With Yourself

- It is frustrating to see others, your pastor or teacher expand on a verse
  - And you have no clue how they figured it all out
- The secret is they have been studying for a LONG time
- So don't compare yourself to others
  - If you are trying and diligently working
    - You WILL find Gods truth
    - Give yourself time



# Read Selectively

Chapter 11



# What is Selective Reading

- Selective reading is a process of pulling out specific information
  - Information that helps you, the reader, understand and organize the facts of what is being read
- Selective reading does not mean skipping parts that you do not think are important
  - It helps you understand all the other parts better



# Six Methods for Selective Reading

- Who: Who are the people in the text?
- What: What is happening in the text?
- Where: Where is the narrative taking place?
- When: When did the events take place?
- Why: Ask the Bible “Why?”
- Wherefore (So What): What difference does it make?





# Who

- Who are the people in the text?
  - Simple and straight forward
- Once the people are found do the following 2 things
  - What is said about them
    - Good guy, Bad Guy, Brother of, ???
  - What does the person say?
    - What do they talk about? To whom?



# What

- What is happening in the text?
  - What are the events?
  - In what order?
  - What happens to the characters?
  - If there is an argument
    - What is the argument?
    - What is the point?
- What is the writer trying to communicate?

# Where

- Where is the narrative taking place?
  - Where are the people in the story?
  - Where are they coming from?
  - Where are they going?
  - Where is the writer?
  - Where were the original readers of this text?
- This is where maps come in handy



# When

- When did the events take place?
  - When did they occur in relation to other events
    - In scripture
    - In other histories
  - When was the writer writing?
  - What time of day is it
  - Was it a: Holiday? Festival? Funeral?



# Why

- Ask the Bible “Why?”
- There are an infinite of “Why?” questions to ask the Bible
  - Why is this included?
  - Why is it placed here?
  - Why does this follow that?
  - Why does this precede that?
  - Why does this person say that?
  - Why does that person say nothing?
- Why? is a question that digs for meaning



# Wherefore (So What)

- What difference does it make?
- What difference would it make if I were to apply this truth?
- Wherefore? is the question that gets us started doing something about what we've read
- The Word of God is written to change our lives
  - This is where we start to apply things in our lives



# Read Prayerfully

Chapter 12



# But This is Bible Study

- The Bible is Gods spoken Word; It is how God talks to us
  - Talk back to God
- How do you talk to God?
  - Through Prayer
    - God this makes no sense
    - But that's hard to do God! Why?
    - I don't understand. Help me understand.





# Prayer

- Your prayer should look like
  - “Dear Lord God! I beseech you to give me insight into your Holy Word. Shine Your Light onto these dusty pages so I might find insight which only you can give”
- Or
  - “God, I don’t get it. What do you mean here. On page 354 about halfway down.”



# Don't Pray the Way You've Heard

- You don't have to sound like the preacher
- You don't have to sound like Bill at prayer meeting
- Talk to God the way you talk to anyone else
  - With the appropriate amount of respect
    - That's a lot to be sure



# Homework

The Book of Philemon



# Read Philemon This Week

- It is short, maybe a 5-minute read
  - Philemon records Paul's advice to an old friend whose slave, Onesimus, had run away
  - Onesimus encountered Paul in Rome
    - Became a believer
    - Now Paul sends him back to his master
    - With the letter in hand, the letter you are going to read



# Read Philemon This Week

- Now barrage the text with questions
  - What can you find out about the relationships between Paul, Philemon, and Onesimus?
- Reconstruct the situation
  - What feelings might be involved?
  - What questions remain unanswered?
  - What problems does it create?
  - What issues does it speak to?



# Read Philemon This Week

- Why do you think it is significant enough to be included in the Bible?
- What issues do we face today that this book might speak to?
- How would you communicate this book and the insights you gain from it to someone else?



<sup>1</sup> Paul, a prisoner of Christ Jesus, and Timothy our brother:

To Philemon our dear friend and coworker, <sup>2</sup> to Apphia our sister, to Archippus our fellow soldier, and to the church that meets in your home. <sup>3</sup> Grace to you and peace from God our Father and the Lord Jesus Christ. <sup>4</sup> I always thank my God when I mention you in my prayers, <sup>5</sup> because I hear of your love for all the saints and the faith that you have in the Lord Jesus. <sup>6</sup> I pray that your participation in the faith may become effective through knowing every good thing that is in us for the glory of Christ. <sup>7</sup> For I have great joy and encouragement from your love, because the hearts of the saints have been refreshed through you, brother. <sup>8</sup> For this reason, although I have great boldness in Christ to command you to do what is right, <sup>9</sup> I appeal to you, instead, on the basis of love. I, Paul, as an elderly man and now also as a prisoner of Christ Jesus, <sup>10</sup> appeal to you for my son, Onesimus., I became his father while I was in chains. <sup>11</sup> Once he was useless to you, but now he is useful both to you and to me. <sup>12</sup> I am sending him back to you—I am sending my very own heart., <sup>13</sup> I wanted to keep him with me, so that in my imprisonment for the gospel he might serve me in your place. <sup>14</sup> But I didn't want to do anything without your consent, so that your good deed might not be out of obligation, but of your own free will. <sup>15</sup> For perhaps this is why he was separated from you for a brief time, so that you might get him back permanently, <sup>16</sup> no longer as a slave, but more than a slave—as a dearly loved brother. He is especially so to me, but how much more to you, both in the flesh and in the Lord. <sup>17</sup> So if you consider me a partner, welcome him as you would me. <sup>18</sup> And if he has wronged you in any way, or owes you anything, charge that to my account. <sup>19</sup> I, Paul, write this with my own hand: I will repay it—not to mention to you that you owe me even your very self. <sup>20</sup> Yes, brother, may I benefit from you in the Lord; refresh my heart in Christ. <sup>21</sup> Since I am confident of your obedience, I am writing to you, knowing that you will do even more than I say. <sup>22</sup> Meanwhile, also prepare a guest room for me, since I hope that through your prayers I will be restored to you. <sup>23</sup> Epaphras, my fellow prisoner in Christ Jesus, sends you greetings, and so do <sup>24</sup> Mark, Aristarchus, Demas, and Luke, my coworkers.

<sup>25</sup> The grace of the Lord, Jesus Christ be with your spirit.

Philemon 1–25



# Course Outline (12 Weeks)

- ~~INTRODUCTION~~

- ~~Week 1 Introduction and Overview (CH 1-4)~~

- OBSERVATION

- ~~Week 2 Observation (CH 5-7)~~
- Week 3 Ten Strategies To Reading 1-5 (CH 8-12)
- Week 4 Ten Strategies To Reading 6-10 (CH 13-18)





# Course Outline (12 Weeks)

- ~~INTRODUCTION~~

- ~~Week 1 Introduction and Overview (CH 1-4)~~

- OBSERVATION

- ~~Week 2 Observation (CH 5-7)~~

- ~~Week 3 Ten Strategies To Reading 1-5 (CH 8-12)~~

- ~~Week 4 Ten Strategies To Reading 6-10 (CH 13-18)~~



**Observation: What do I see?**

**Interpretation: What does it mean?**

**Application: How does it work?**

